NOTA	SPECIFICATIONS
1	MATIERE EMBASE: MODULE D'ELASTICITE MINIMUM DE 5500 MPa à 20°C (100) *INTERFACE MATERIAL : MODULUS OF ELASTICITY MINI 5500 MPa at 20°C*
2	EMBASE DEVANT RESPECTER : POUR CONNECTEUR FAMILLE MINI, CARRY OVER PSA STE CONNECTIQUE (101) 96238 404 99 * POUR 5 6 VOIES GEN 4 : USCAR 2 REV 5 11/07 SAUF RESISTANCE AUX FLUIDES *INTERFACE MUST COMPLY TO : * FOR MINI SEALED FAMILY CONNECTOR, CARRY OVER PSA SPECIFICATION 96238 404 99 * FOR 4 5 6 WAYS GEN 4 FAMILY : USCAR 2 REV 5 11/07 EXCEPT FLUIDS RESISTANCE*
3	RAYONS NON COTES : R0.50 MINI (102) *RADIUS WITHOUT DIMENSION:MINI R0.50*

N° CARACT.		2 VOIES *2 WAYS*	3 VOIES *3 WAYS*	4 VOIES *4 WAYS*	5 VOIES *5 WAYS*	6 VOIES *6 WAYS*	COMMENTAIRE *COMMENT*
A	137	12.90	12.90	12.90	12.90	13.70	Extérieur jupe *outside shroud*
B	167	10.70	10.70	10.70	10.70	11.50	Portée Joint Inter-Facial *Interfacial seal area*
C	115	$8.60^{+0.10}_{-0.05}$	$8.60^{+0.10}_{-0.05}$	$8.60^{+0.10}_{-0.05}$	$8.60^{+0.10}_{-0.05}$	8.80	Portée Double Verrouillage *TPA area*
D	182	20.50	20.50	20.50	20.50	21.30	Encombrement Porte-Clip *female connector overall dimensions*
E	191	17.80	20.93	24.06	27.60	35.13	
F	181	6.30	6.30	6.30	6.30	6.30	
G	113	11.20	14.53	17.87	21.20	27.83	Portée Double Verrouillage *TPA area*
H	136	15.40	18.73	22.07	25.40	32.73	Extérieur jupe *outside shroud*
J	114	9.10	12.40	15.70	19.00	25.60	Gorge admise *Authorized Groove*
K	135	R3.70	R3.70	R3.70	R3.70	R3.50	Extérieur jupe *outside shroud*
L	164	R 2.90	R 2.60	R 2.10	R 2.60	R2.60	Portée Joint Inter-Facial *Interfacial seal area*
M	112	R 1.20					Portée Double Verrouillage *TPA area*
N	147	-	-	-	1.20±0.20	4.50±0.20	Anti-retournement (polarisation 180°) *Anti turnover (polarization 180°)*
P	155	1.50	1.50	1.50	1.50	2.50	Largeur de l'ergot de verrouillage *Locking shape thickness*
S	165	5.00	6.00	7.00	8.00	8.80	
T	168	13.20	16.53	19.87	23.20	30.53	Portée Joint Inter-Facial *Interfacial seal area*
U	148	8.40	11.50	14.80	17.40±0.20	25.10±0.20	Anti-retournement (polarisation 180°) *Anti turnover (polarization 180°)*
W	175	1.95	1.95	1.95	1.75	1.75	Position de la butée applicable sur l'embase *thrust applicable on header*
X	132	19	19	16	16	16	Zone à laisser libre pour la version à jupe complète *Area to be free for complete shroud version*

GENERALITES / *GENERAL POINTS*

SCALE 3:1

SECTION B-B

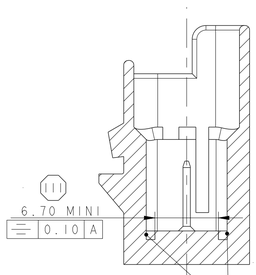

SECTION A-A

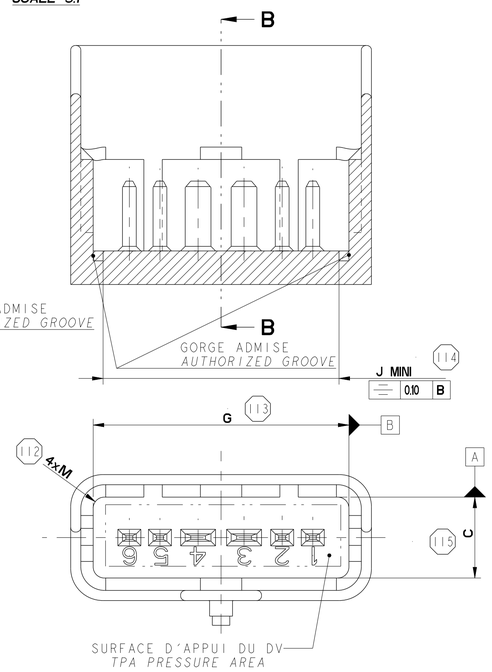

COTE D'ENCOMBREMENT DE L'INTERFACE / *INSTALLATION OVERALL OF INTERFACE*

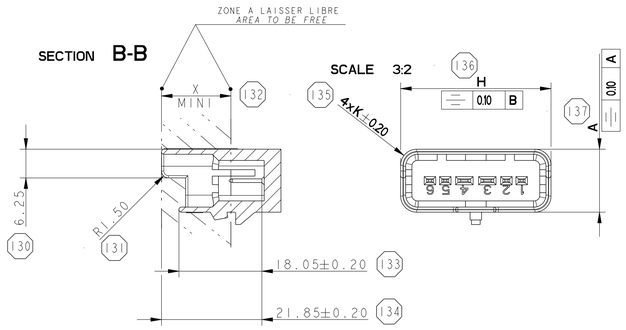

ZONE A LAISSER LIBRE POUR L'ACCOUPLEMENT ET LE DESACCOUPLEMENT DU CONNECTEUR *AREA TO BE FREE FOR CONNECTOR MATING AND UNMATING*

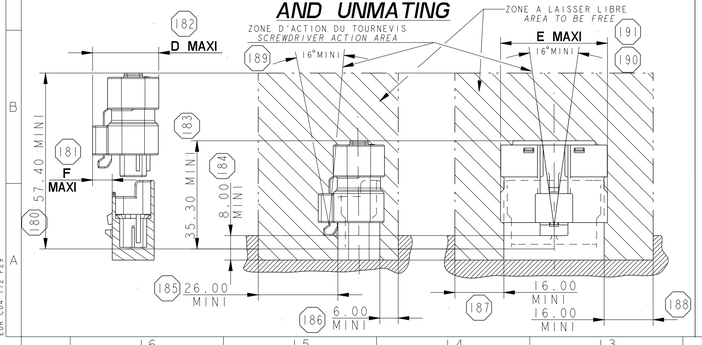

SECTION B-B

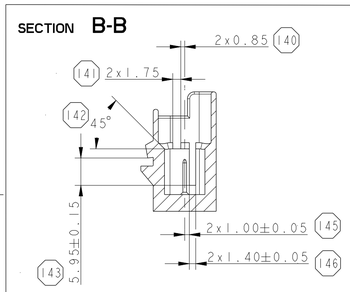

POLARISATION / *POLARIZATION*

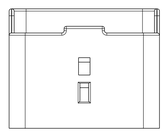

ETANCHEITE / *SEALING*

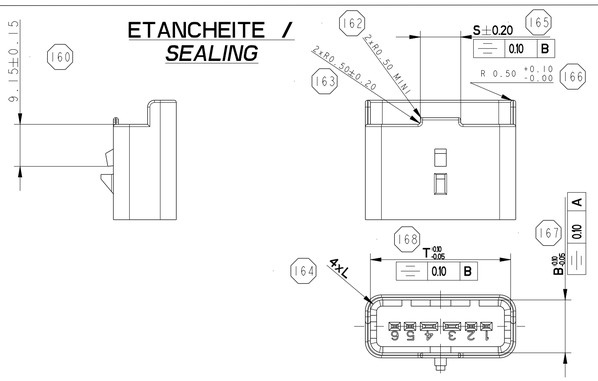

SYSTEME DE VERROUILLAGE / *LOCKING DEVICE*

ZONE DE VERROUILLAGE / *LOCKING AREA*

ZONE PLAN DE JOINT LIMITE A LAISSER LIBRE POUR LE VERROUILLAGE DU CONNECTEUR SUR SON EMBASE
Décalage plan de joint et bavures admissibles à 0.10mm maxi
Applicable à toutes les interfaces (2voies à 6voies 1.5*0.8 et mixte) (121)

LIMITED PARTING LINE AREA MUST REMAIN FREE FOR LOCKING ON PIN-HEADER
parting line gap and acceptable burrs at 0.10mm maximum
*Applicable at all interfaces (2-way at 6-way 1.5*0.8 and hybrid)*

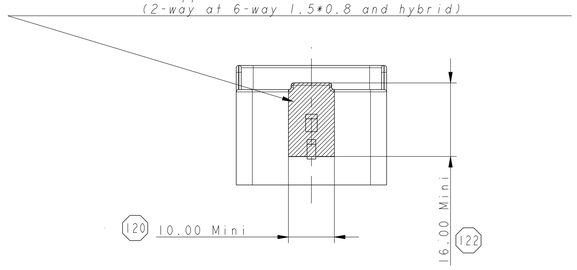

ERGOT DE VERROUILLAGE / *LOCKING SHAPE*

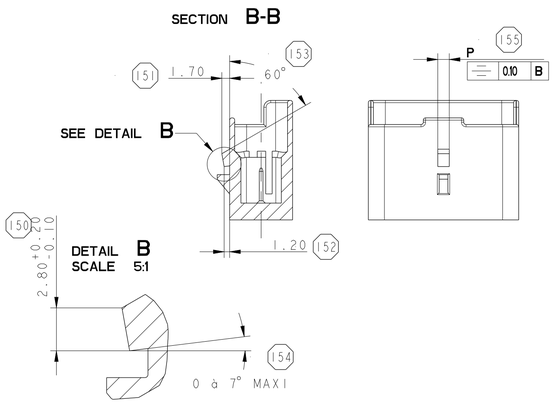

BUTEE SUR EMBASE OU SUR PORTE-LANGUETTE (OBLIGATOIRE POUR LES HAUTES VIBRATIONS) / *THRUST ON PINHEADER OR MALE CONNECTOR NECESSARY FOR HIGH VIBRATIONS*

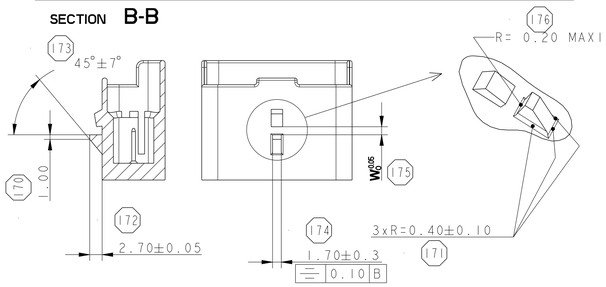

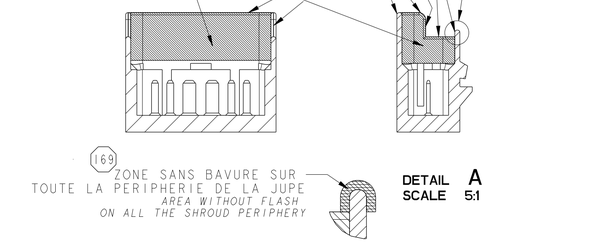

ECN NO. / NUMERO ECN	POSITION / POSITION	CHANGE DESCRIPTION / MODIFICATION
	-	-
	-	-
12-01363	-	ADD SPECIFICATION FOR GEN 4 FAMILY
	-	DELETE IFF SHEET
	-	UPDATE DRAWING AS DRAWING 211FT0523

COPYRIGHT DELPHI CORPORATION AND/OR ITS AFFILIATES. ALL RIGHTS RESERVED. REVISED
THIS DRAWING IS THE PROPERTY OF DELPHI CORPORATION AND CONTAINS DELPHI CONFIDENTIAL INFORMATION. THE REPRODUCTION, DISTRIBUTION AND UTILIZATION OF THIS DOCUMENT OR ITS RELATED CAD WITH DATA, AS WELL AS COMMUNICATION OF ANY CONTENT TO OTHERS, WITHOUT EXPRESS AUTHORIZATION, IS PROHIBITED.
CE PLAN EST LA PROPRIETE DE DELPHI CORPORATION ET CONTIENT DES INFORMATIONS DELPHI CONFIDENTIELLES. LA REPRODUCTION, LA DISTRIBUTION ET L'UTILISATION DE CE DOCUMENT OU DE SES DONNEES INTERMITTENTES CAO, AINSI QUE LA COMMUNICATION DE TOUT CONTENU A AUTRUI, SANS AUTORISATION EXPRESSE, EST INTERDITE.

PRODUCT SPEC. / SPECIF. PRODUIT	-
PACKAGING SPEC. / SPECIF. EMBALAGE	-
APPLICATION SPEC. / SPECIF. APPLICATION	-
TOLERANCES / TOLERANCES	±0.1 ±2°
COUNTERPART N° / CONTRE-PARTIE N°	-
DO NOT MEASURE DRAWING / NE PAS PRENDRE DE COTES	
MATERIAL / MATIERE	- SEE NOTA
SURFACE FINISH / ETAT DE SURFACE	-
COLOUR / COULEUR	- SEE NOTA
TOOL NO. / OUTIL N°	- ECO Loc. Code / CODE E.C. FE
CREATED BY / CREE PAR	DATE 2001/02/07 NOM FE
MODIFIED BY / MODIF. PAR	2014/10/29 Sebastin ANUP
CHECKED BY / VERIF. PAR	2014/10/29 Lydia DIAZ
APPROVED BY / APPR. PAR	2014/10/29 Pascal MENARD
TITLE NAME / NOM DE FICHIER	211FT0289

DELPHI — DELPHI PACKARD ELECTRICAL/ELECTRONIC ARCHITECTURE — EYERNON, FRANCE

ISO PROJECTION / PROJECTION ISO — DIMENSION IN MILLIMETERS / DIMENSIONS EN MILLIMETRES

CAD SYSTEM: pro / eng.
DWG SIZE / FORMAT: A1
APPROVAL LEVEL / NIV. D'APPROBATION: -
SHEET / FEUILLE: 1 of 1 / sur 1
SCALE / ECH.: 4:1

TITLE / DESIGNATION: 2 TO 6 WAY 15x0.8 AND 6 WAY HYBRID
PROJECT / PROJET
STATE / ETAT: SERIAL RELEASED
PART NUMBER / REF. ARTICLE: 211FT0289 REV. / IND. C
ESN NO. / NUMERO ESN: FRA-0102 CAT. NO. / NUMERO CAT: -
DOCUMENT UNDER PDS CONTROL / DOCUMENT GERE SOUS P.D.S.
NO MODIFICATION ALLOWED OUTSIDE / PAS DE MODIFICATION EN DEHORS
DRAWING NUMBER / REF. PLAN: 211FT0289 REV. / IND. C
None -

CODEURS / *CODINGS*

LARGEUR DES CODEURS / *CODING WIDTH* — *SCALE 2:1*

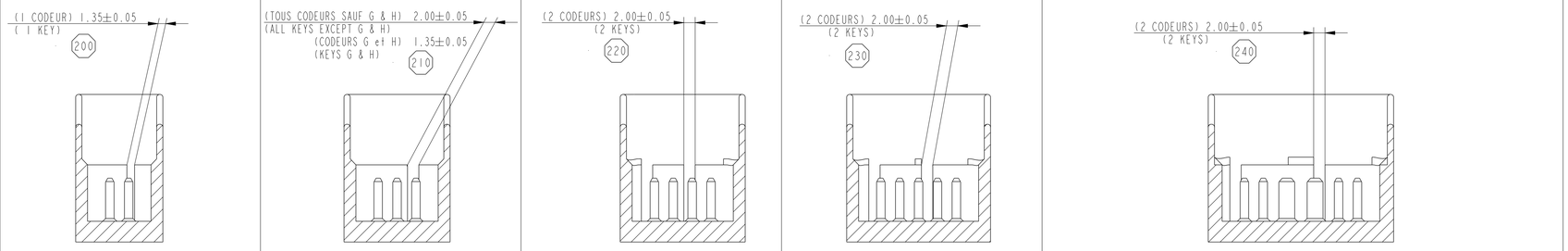

POSITIONS DES CODAGES / *CODING POSITIONS* — *SCALE 1:1*

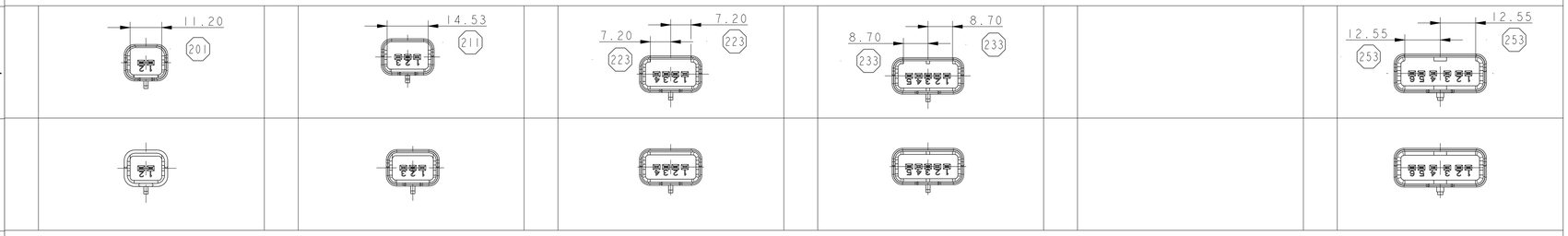

CODEURS ORANGE ET VIOLET RESERVES POUR L'APRES-VENTE
ORANGE AND PURPLE CODINGS ONLY FOR AFTERSALES

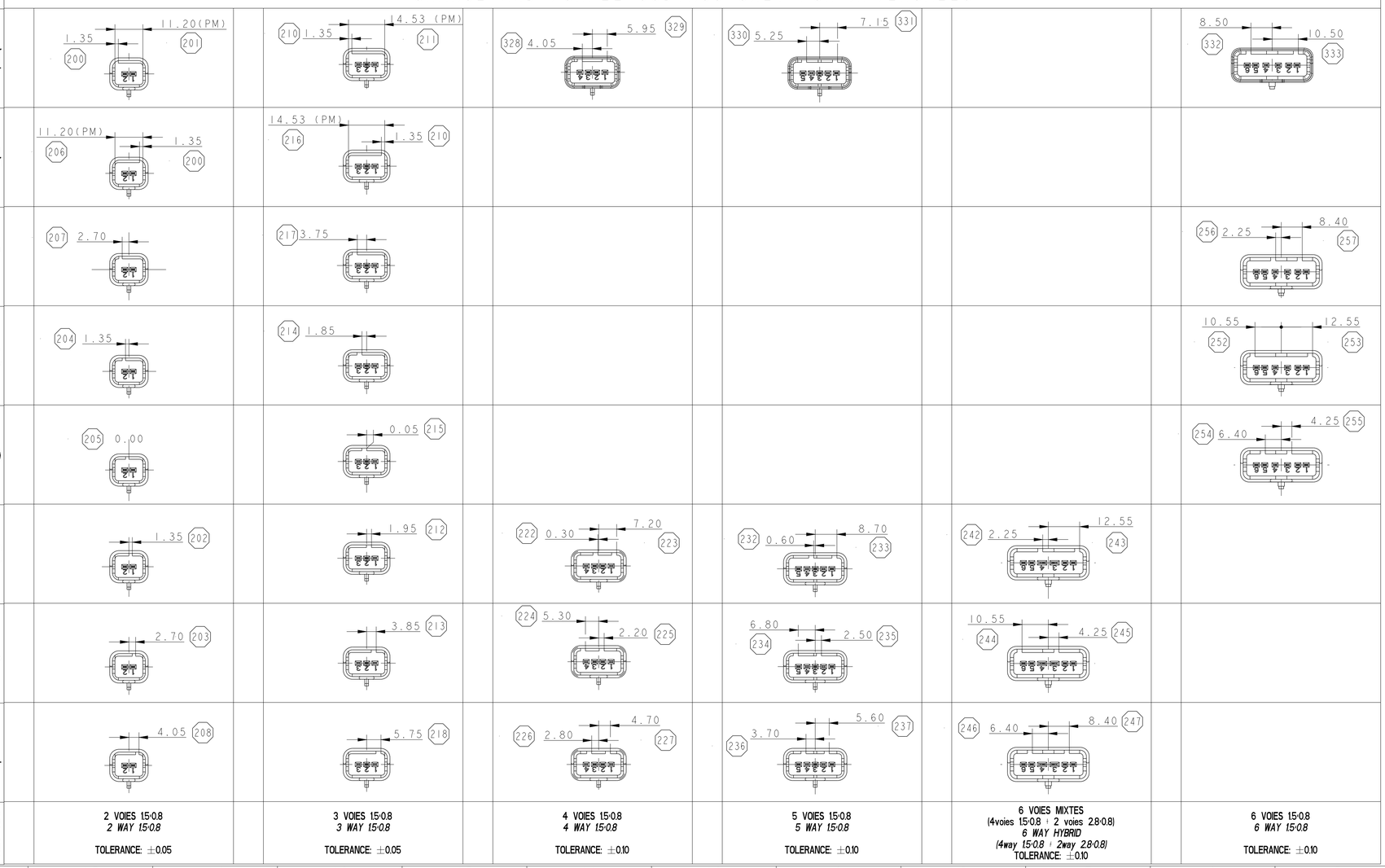

2 VOIES 1.5-0.8 *2 WAY 1.5-0.8*	3 VOIES 1.5-0.8 *3 WAY 1.5-0.8*	4 VOIES 1.5-0.8 *4 WAY 1.5-0.8*	5 VOIES 1.5-0.8 *5 WAY 1.5-0.8*	6 VOIES MIXTES (4voies 1.5-0.8 + 2 voies 2.8-0.8) *6 WAY HYBRID* *(4way 1.5-0.8 + 2way 2.8-0.8)*	6 VOIES 1.5-0.8 *6 WAY 1.5-0.8*
TOLERANCE: ±0.05	TOLERANCE: ±0.05	TOLERANCE: ±0.10	TOLERANCE: ±0.10	TOLERANCE: ±0.10	TOLERANCE: ±0.10

12-01363	-	-
	-	-
	-	-
	-	-
	-	SEE SHEET 1

ECN-NO. / NUMERO ECN | POSITION / POSITION | CHANGE DESCRIPTION / MODIFICATION

PRODUCT SPEC. / SPECIF. PRODUIT: - | PACKAGING SPEC. / SPECIF. EMBALLAGE: - | APPLICATION SPEC. / SPECIF. APPLICATION: -

COPYRIGHT DELPHI CORPORATION AND/OR ITS AFFILIATES. ALL RIGHTS RESERVED. REVISED
THIS DRAWING IS THE PROPERTY OF DELPHI CORPORATION AND CONTAINS DELPHI CONFIDENTIAL INFORMATION. THE REPRODUCTION, DISTRIBUTION AND UTILIZATION OF THIS DOCUMENT OR ITS RELATED CAD WITH DATA, AS WELL AS COMMUNICATION OF ANY CONTENT TO OTHERS, WITHOUT EXPRESS AUTHORIZATION, IS PROHIBITED.
CE PLAN EST LA PROPRIETE DE DELPHI CORPORATION ET CONTIENT DES INFORMATIONS DELPHI CONFIDENTIELLES. LA REPRODUCTION, LA DISTRIBUTION ET L'UTILISATION DE CE DOCUMENT OU DE SES DONNEES MATHEMATIQUES CAO, AINSI QUE LA COMMUNICATION DE TOUT CONTENU A AUTRUI, SANS AUTORISATION EXPRESSE, EST INTERDITE.

TOLERANCES / TOLERANCES: ±0.1 ±2° | MATERIAL / MATIERE: - SEE NOTA | SURFACE FINISH / ETAT DE SURFACE: -

COUNTERPART N° / CONTRE-PARTIE N°: - | COLOUR / COULEUR: - SEE NOTA

DO NOT MEASURE DRAWING / NE PAS PRENDRE DE COTES | TOOL NO. / OUTIL N°: - | ECO Loc. Code / CODE B.E.: FE

	DATE / DATE	NAME / NOM
CREATED BY / CREE PAR	2001/02/07	ZU
MODIFIED BY / MODIF. PAR	2014/10/29	Sebastin ANJIP
CHECKED BY / VERIF. PAR	2014/10/29	Lydie DIAZ
APPROVED BY / APPR. PAR	2014/10/29	Pascal MENARD
FILE NAME / NOM DE FICHIER	211FT0289	

TITLE / DESIGNATION: 2 TO 6 WAY 1.5x0.8 AND 6 WAY HYBRID

PROJECT / PROJET: INTERFACE

ESR NO. / NUMERO ESR: FRA-0102 | CAT. NO. / NUMERO CAT.: -

DOCUMENT UNDER PDS CONTROL / DOCUMENT GERE SOUS P.D.I.
NO MODIFICATION ALLOWED OUTSIDE / PAS DE MODIFICATION EN DEHORS

DELPHI — DELPHI PACKARD ELECTRICAL/ELECTRONIC ARCHITECTURE, EPERNON, FRANCE

CAD SYSTEM: pro / eng. | DWG SIZE / FORMAT: A1 | DIMENSION IN MILLIMETERS / DIMENSIONS EN MILLIMETRES | ISO PROJECTION / PROJECTION ISO

DRAWING NUMBER / REF. PLAN: 211FT0289 | REV. / IND.: C

STATE / ETAT: SERIAL RELEASED

PART NUMBER / REF. ARTICLE: - | REV. / IND.: -

APPROVAL LEVEL / NIV. D'APPROBATION: - | SHEET / FEUILLE: 2 of / sur 4 | SCALE / ECH.: 4:1

EUR C04 112 F29

CONTACT / *TERMINAL*

VARIANTE 1 AVEC CHANFREIN AU PIED DE LA LANGUETTE /
VARIANT 1 WITH CHAMFER ON THE MALE TERMINAL FOOT

SECTION B-B

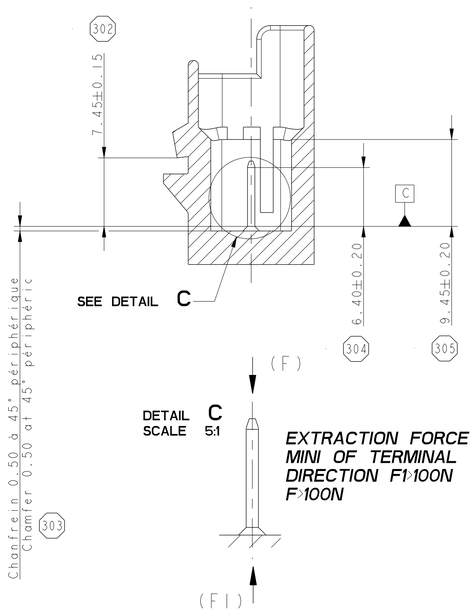

DETAIL C
SCALE 5:1

EXTRACTION FORCE
MINI OF TERMINAL
DIRECTION F1>100N
F>100N

SECTION A-A

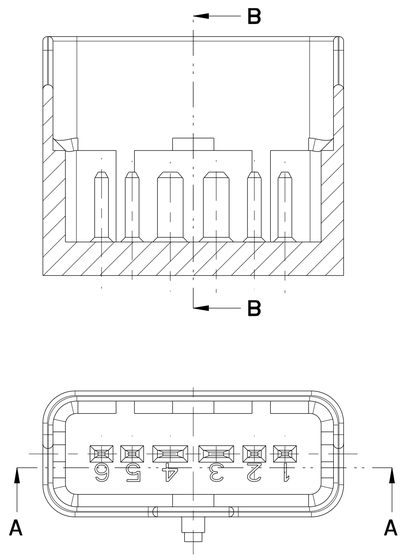

EXEMPLE: CAS AVEC UNE LANGUETTE ABSENTE
EXAMPLE: CASE WITH MISSING MALE TERMINAL

SECTION A-A

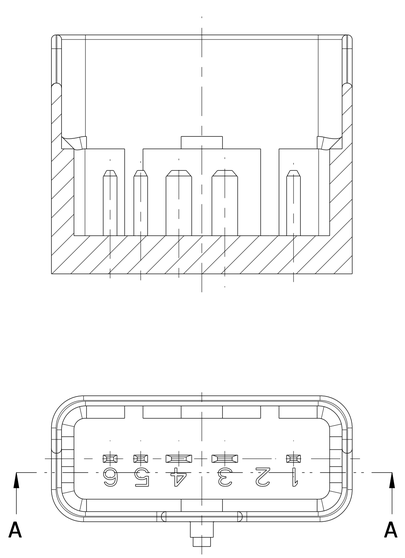

VARIANTE 2 SANS CHANFREIN /
VARIANT 2 WITHOUT CHAMFER

SECTION B-B

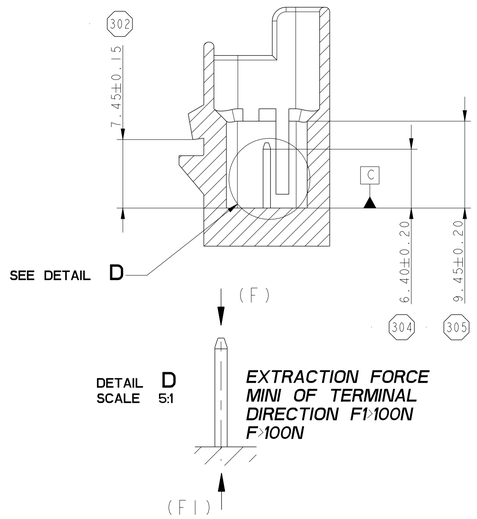

DETAIL D
SCALE 5:1

EXTRACTION FORCE
MINI OF TERMINAL
DIRECTION F1>100N
F>100N

SECTION A-A

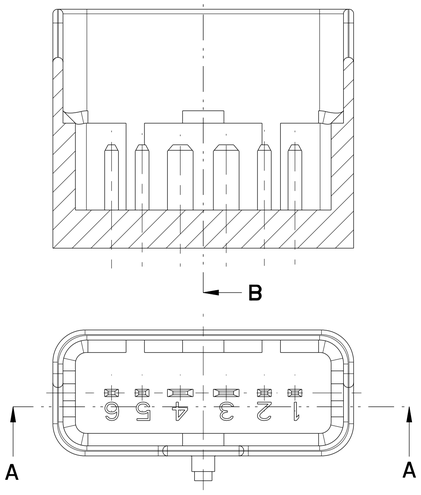

EXEMPLE: CAS AVEC UNE LANGUETTE ABSENTE
EXAMPLE: CASE WITH MISSING MALE TERMINAL

SECTION A-A

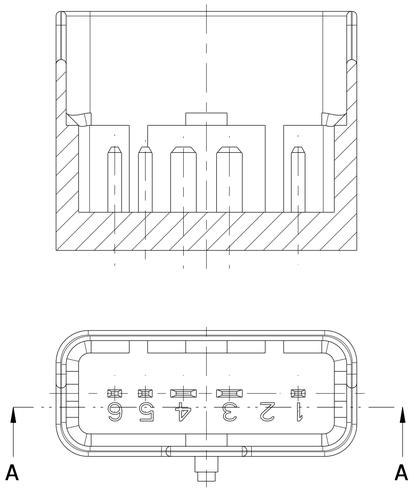

COTATION LANGUETTE 2.8x0.8
TAB DIMENSIONS FOR 2.8x0.8 MALE TERMINAL

STAMPING BURRS ON SHARP EDGES <0.02mm

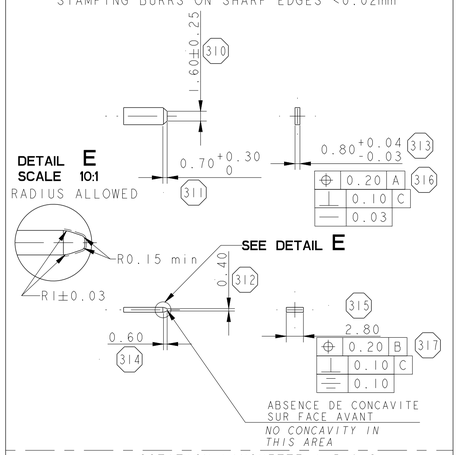

COTATION LANGUETTE 1.5x0.8
TAB DIMENSIONS FOR 1.5x0.8 MALE TERMINAL

STAMPING BURRS ON SHARP EDGES <0.02mm

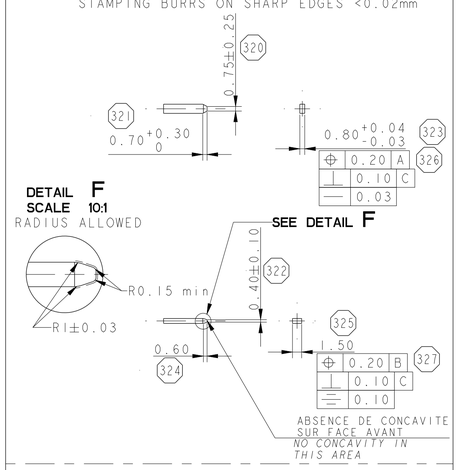

REVETEMENT LANGUETTE
TAB PLATING

REVETEMENT SUR TOUTE LA HAUTEUR DE LA LANGUETTE
PLATING ON THE ALL TAB HEIGHT

SECTION B-B

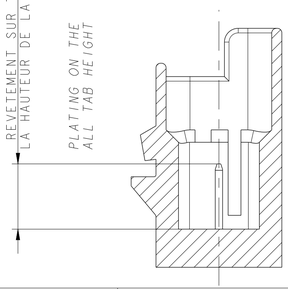

ENTRE-AXE DES CONTACTS
CENTER DISTANCE OF TERMINALS

ECHELLE 3:2
SCALE 3:2

2 VOIES *2 WAYS*	3 VOIES *3 WAYS*	4 VOIES *4 WAYS*	5 VOIES *5 WAYS*	6 VOIES MIXTES (4voies 1.5-0.8 + 2voies 2.8-0.8) *6 WAY HYBRID (4way 1.5-0.8 + 2way 2.8-0.8)*	6 VOIES 1.5-0.8 *6 WAY 1.5-0.8*
2 x 10/6	2 x 10/3	2 x 10/6, 10/3, 10/3	4 x 10/3	2 x 2.5, 4.15, 4.15, 10/3, 10/3	COTATION IDENTIQUE A L'EMPREINTE 6 VOIES (4 VOIES 1.5+2 VOIES 2.8) *SAME DIMENSIONS AS 6 WAYS (4 WAYS 1.5+2 WAYS 2.8)*

12-01363	-	-	
	-	-	
	-	-	
	-	-	
	-	SEE SHEET 1	

ECN-NO. / NUMERO ECN	POSITION / POSITION	CHANGE DESCRIPTION / MODIFICATION

PRODUCT SPEC. / SPECIF. PRODUIT	PACKAGING SPEC. / SPECIF. EMBALAGE	APPLICATION SPEC. / SPECIF. APPLICATION	COPYRIGHT DELPHI CORPORATION AND/OR ITS AFFILIATES. ALL RIGHTS RESERVED. REVISED
-	-	-	THIS DRAWING IS THE PROPERTY OF DELPHI CORPORATION AND CONTAINS DELPHI CONFIDENTIAL INFORMATION. THE REPRODUCTION, DISTRIBUTION AND UTILIZATION OF THIS DOCUMENT OR ITS RELATED CAD MODEL DATA, AS WELL AS COMMUNICATION OF ANY CONTENT TO OTHERS, WITHOUT EXPRESS AUTHORIZATION, IS PROHIBITED. CE PLAN EST LA PROPRIETE DE DELPHI CORPORATION ET CONTIENT DES INFORMATIONS DELPHI CONFIDENTIELLES. LA REPRODUCTION, LA DISTRIBUTION ET L'UTILISATION DE CE DOCUMENT OU DE SES DONNEES MYHOMOTHETIQUES CAO, AINSI QUE LA COMMUNICATION DE TOUT CONTENU A AUTRUI, SANS AUTORISATION EXPRESSE, EST INTERDITE.

TOLERANCES / TOLERANCES	±0.1	±2°	MATERIAL / MATIERE : - SEE NOTA	SURFACE FINISH / ETAT DE SURFACE - SEE NOTA
COUNTERPART N° / LOMBE PAIRE N°	-		COLOUR / COULEUR : -	
DO NOT MEASURE DRAWING / NE PAS PRENDRE DE COTES			TOOL NO. / OUTIL N° -	ECO Lev. Code / CODE E.C. FE

DELPHI PACKARD ELECTRIC/ELECTRONIC ARCHITECTURE
EPERNON, FRANCE

ISO PROJECTION / PROJECTION ISO — DIMENSION IN MILLIMETERS / DIMENSIONS EN MILLIMETRES

CAD SYSTEM: pro / eng.

	DATE	NAME / NOM
CREATED BY / CREE PAR	2001/02/07	FE
MODIFIED BY / MODIF. PAR	2014/10/29	Sebastin ANJIP
CHECKED BY / VERIF. PAR	2014/10/29	Lydie DIAZ
APPROVED BY / APPR. PAR	2014/10/29	Pascal MENARD
FILE NAME / NOM DE FICHIER	211FT0289	

DRAWING NUMBER / REF. PLAN: 211FT0289 — REV. / IND.: C

PROJECT / PROJET: INTERFACE

ESR NO. / NUMERO ESR: FRA-0102 — CAT. NO. / NUMERO CAT: -

DOCUMENT UNDER PDS CONTROL / DOCUMENT GERE SOUS P.D.S.
NO MODIFICATION ALLOWED OUTSIDE / PAS DE MODIFICATION EN DEHORS

STATE / ETAT: SERIAL RELEASED

PART NUMBER / REF. ARTICLE: None — REV. / IND.: -

UNIT SIZE / FORMAT: A1

APPROVAL LEVEL / NIV. D'APPROBATION: -

SHEET / FEUILLE: 3 of / de 4

SCALE / ECH.: 4:1

EUR CO4 i12 E29

LOCALISATION DES POINTS DE MESURE POUR LES COTES B-C-G-L-M-T-W
MEASUREMENT LOCALISATION FOR DIMENSIONS B-C-G-L-M-T-W

COTES B ET C
DIMENSIONS B AND C

SECTION A1-A1

SECTION B-B

UNIQUEMENT A APPLIQUER
POUR 4 A 6 VOIES
ONLY TO APPLY
FOR 4 A 6 WAYS

SECTION C-C

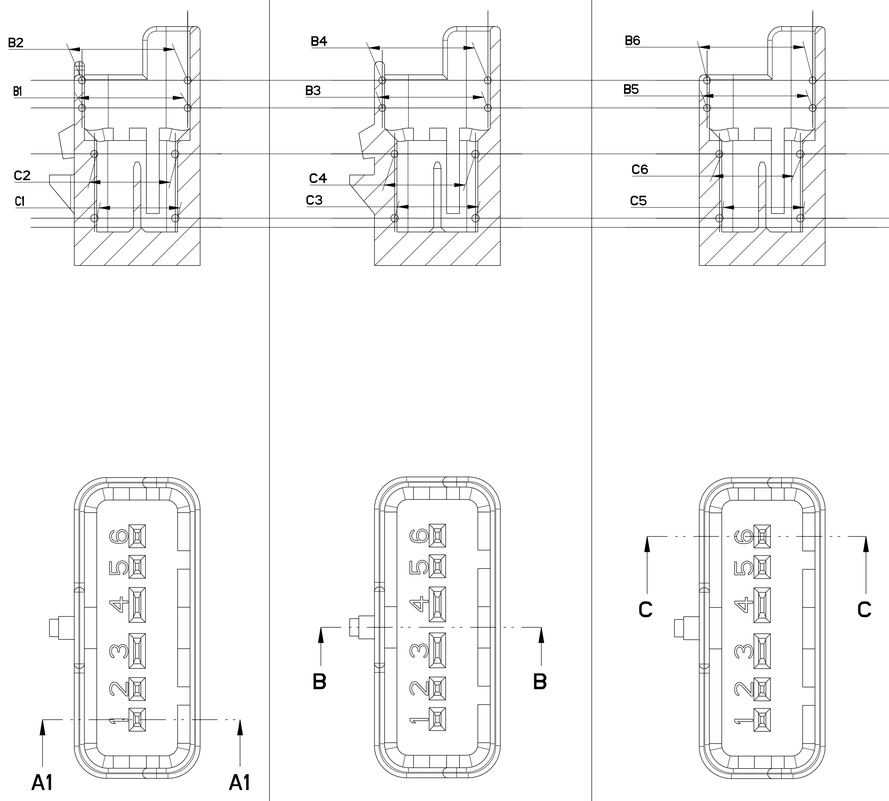

COTES G-L-M ET T
DIMENSIONS G-L-M AND T

SECTION D-D

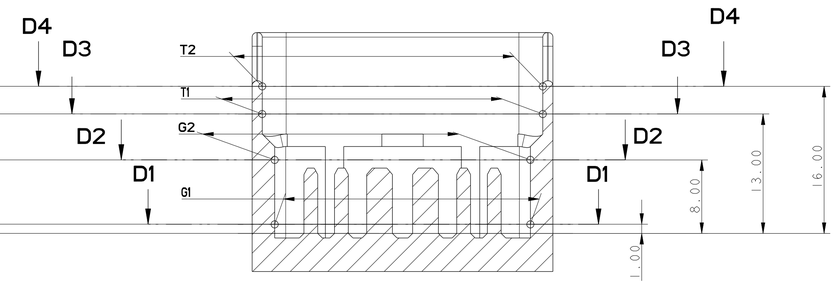

SECTION D1-D1

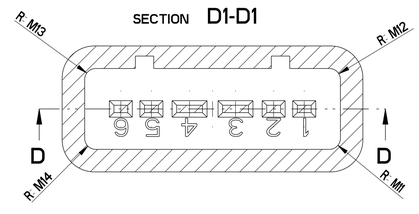

SECTION D2-D2

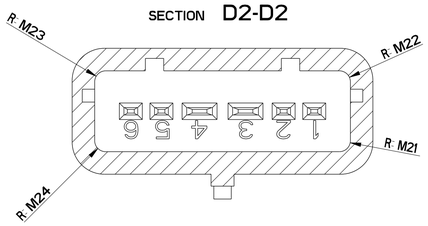

SECTION D3-D3

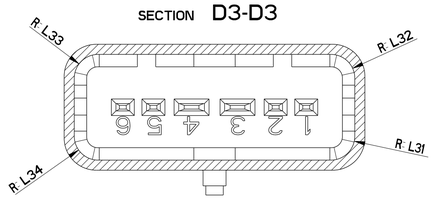

SECTION D4-D4

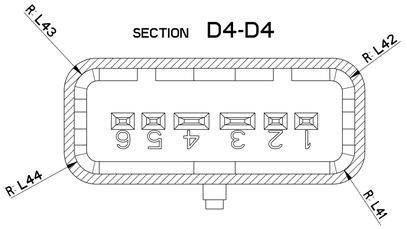

SCALE 10:1

COTES W
DIMENSIONS W

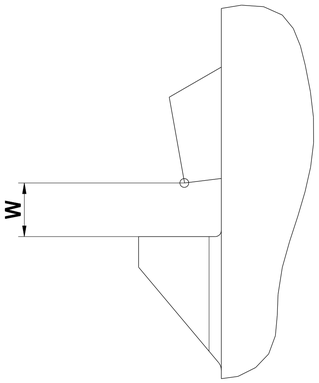

12-01363	-	-
	-	-
	-	-
	-	-
	-	SEE SHEET 1

ECN NO. / NUMERO ECN	POSITION / POSITION	CHANGE DESCRIPTION / MODIFICATION
-	-	-

PRODUCT SPEC. / SPECIF. PRODUIT: -
PACKAGING SPEC. / SPECIF. EMBALLAGE: -
APPLICATION SPEC. / SPECIF. APPLICATION: -

COPYRIGHT DELPHI CORPORATION AND/OR ITS AFFILIATES. ALL RIGHTS RESERVED. REVISED
THIS DRAWING IS THE PROPERTY OF DELPHI CORPORATION AND CONTAINS DELPHI CONFIDENTIAL INFORMATION. THE REPRODUCTION, DISTRIBUTION AND UTILIZATION OF THIS DOCUMENT OR ITS RELATED CAD MATH DATA, AS WELL AS COMMUNICATION OF ANY CONTENT TO OTHERS, WITHOUT EXPRESS AUTHORIZATION, IS PROHIBITED.
CE PLAN EST LA PROPRIETE DE DELPHI CORPORATION ET CONTIENT DES INFORMATIONS DELPHI CONFIDENTIELLES. LA REPRODUCTION, LA DISTRIBUTION ET L'UTILISATION DE CE DOCUMENT OU DE SES DONNEES MATHEMATIQUES CAO, AINSI QUE LA COMMUNICATION DE TOUT CONTENU A AUTRUI, SANS AUTORISATION EXPRESSE, EST INTERDITE.

TOLERANCES / TOLERANCES	±0.1	±2°
CONTERMAT N° / CONTRE-PARTIE N°	-	
DO NOT MEASURE DRAWING / NE PAS PRENDRE DE COTES		

MATERIAL / MATIERE: - SEE NOTA
SURFACE FINISH / ETAT DE SURFACE: -
COLOUR / COULEUR: - SEE NOTA
TOOL NO. / OUTIL N°: -
ECO Loc. Code / CODE B.E.: FE

DELPHI
DELPHI PACKARD ELECTRICAL/ELECTRONIC ARCHITECTURE
EPERNON, FRANCE

ISO PROJECTION / PROJECTION ISO
DIMENSION IN MILLIMETERS / DIMENSIONS EN MILLIMETRES
CAD SYSTEM: pro / eng.
DWG SIZE / FORMAT: A1

	DATE / DATE	NAME / NOM
CREATED BY / CREE PAR	2001/02/07	FP
MODIFIED BY / MODIF. PAR	2014/10/29	Sebastin ANUP
CHECKED BY / VERIF. PAR	2014/10/29	Lydie DIAZ
APPROVED BY / APPR. PAR	2014/10/29	Pascal MENARD

TITLE / DESIGNATION: 2 TO 6 WAY 15x0.8 AND 6 WAY HYBRID
PROJECT / PROJET: INTERFACE
ESK NO. / NUMERO ESK: FRA-0102
CAT. NO. / NUMERO CAT.: -
DOCUMENT UNDER PDS CONTROL / DOCUMENT GERE SOUS P.D.S.
NO MODIFICATION ALLOWED OUTSIDE / PAS DE MODIFICATION EN DEHORS

DRAWING NUMBER / REF. PLAN: 211FT0289
REV. / IND.: C
STATE / ETAT: SERIAL RELEASED
PART NUMBER / REF. ARTICLE: None
REV. / IND.: -

APPROVAL LEVEL / NIV. D'APPROBATION: -
SHEET / FEUILLE: 4
of / sur: 4
SCALE / ECH.: 4:1

FILE NAME / NOM DE FICHIER: 211FT0289

EUR C04 112 F29