


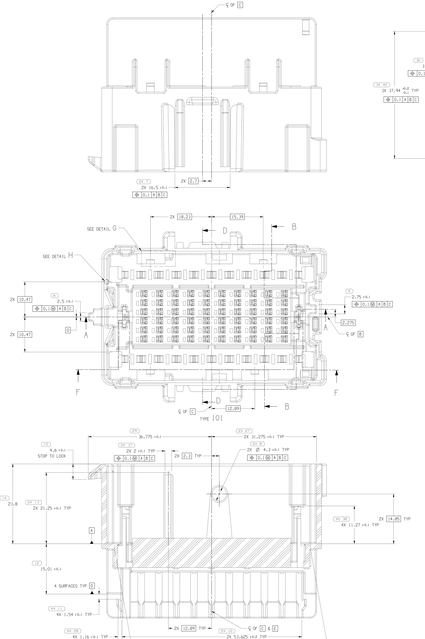


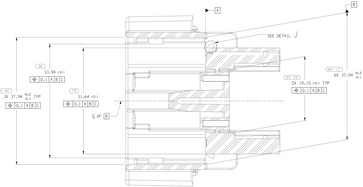


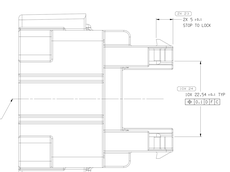

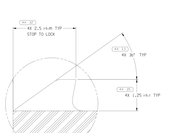


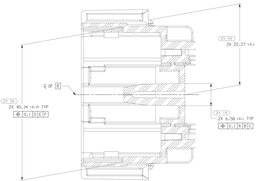


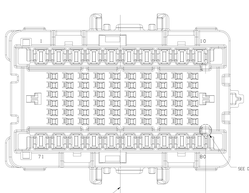





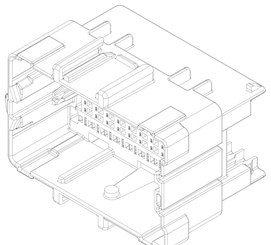

SYMBOL DEFINITION

A DIMENSION WITHOUT AN INSPECTION REPORT SYMBOL IS DOES NOT REQUIRE INSPECTION. IT MAY BE CONTROLLED ON THE INDIVIDUAL COMPONENT DRAWING.

TOTAL NO OF INSPECTIONS REQUIRED: 24

LOT NO. SIZE: 43

MISSING SYMBOLS
NO MISSING SYMBOL NUMBERS

| ZONE | REVISION HISTORY | | ECN | DESCRIPTION | DATE | BY |
|---|---|---|---|---|---|---|
| ENGG | A | 01 | | 2009847 RDS PES307084<br>2009846 MKS PES306531<br>ALL PARTS - CREATED PART DRAWING | 17MAR09 | DBD/DBD/DBD |
| ENGG | B | 02 | | ALL PARTS - UPDATED PDM ATTRIBUTES | 09JUL20 | DBD/DBD/DBD |
| ENGG | C | 03 | | ALL PARTS - REVISED GRAPHICS | 19JUN25 | MDL/MDL/DBD |
| ENGG | D | 04 | | ALL PARTS - REVISED GRAPHICS | 25OCT25 | DBD/DBD/DBD |
| ENGG | E | 05 | | ALL PARTS - REVISED GRAPHICS | 31JUL26 | DBD/DBD/DBD |

NOTES:

1. UNLESS OTHERWISE SPECIFIED AND/OR INDICATED:
   DIMENSIONS ARE TO FACE OF VIEW SHOWN AND AUTOMATICALLY ROUNDED BY COMPUTER FOR INSPECTION.
   DIMENSIONS ARE NOMINAL AND ARE NOT INTENDED FOR OTHER DIMENSIONS NOT SHOWN BUT REQUIRED FOR TOOL BUILD, SEE MATH MODEL FOR PRECISE TOOL PATH DATA.
2. THIS PRODUCT IS NOT CATEGORIZED AS AN APPEARANCE ITEM. MINOR CHANGES IN APPEARANCE, SUCH AS COLOR, GLOSS, TEXTURE, DIMENSIONAL, FAIT VISUEL, AND SOFT FEATURE THAT DO NOT AFFECT FIT, FORM, OR FUNCTION OF THE PART ARE PERMISSIBLE PER ENM.P.4.1/5.01.01EN.
3. REFERENCE MATING COMPONENTS OR EQUIVALENT:
   CBL 2009843
   WEC 2009844
   HEADER CONNECTOR 2009842
   INNER CONNECTOR 2009841
4. CORPORATE BRAND TO BE APPLIED TO PRODUCT DESIGN PER THE LATEST REVISION OF ESD S10P002.

| | | | | | |
|---|---|---|---|---|---|
| MATERIAL | 04 | - | 102 | PLASTIC POLYESTER COMPOUND GRAY | 22.052 |
| MATERIAL | 03 | - | 101 | PLASTIC POLYESTER COMPOUND BLACK | 22.053 |
| PART NO. | REV | ALT | TYPE | MATL SPEC | VOLUME (MM³) |

PROPRIETARY NOTICE: THIS DRAWING AND THE INFORMATION CONTAINED HEREIN IS THE PROPRIETARY PROPERTY OF APTIV AND IS LOANED SUBJECT TO RETURN ON REQUEST. IT MAY NOT BE REPRODUCED, USED OR DISCLOSED EXCEPT AS AUTHORIZED BY APTIV.

UNLESS OTHERWISE SPECIFIED:
DIMENSIONS ARE IN MILLIMETERS
SURFACE FINISH:
ANGULAR: MACH ± 0.5°
TWO PLACE DECIMAL ± 0.25
THREE PLACE DECIMAL ± 0.127
INTERPRET GEOMETRIC TOLERANCING PER ASME Y14.5M-2009
REMOVE ALL BURRS AND SHARP EDGES
DRAFT ANGLES TO BE AS SHOWN.

NEXT ASSY

APPLICATION

DO NOT SCALE DRAWING

THIRD ANGLE PROJECTION

SIZE: A3 | SCALE: 0.5 | WEIGHT: 0.0 | SHEET 1 OF 1

DRAWING TYPE: PART

TITLE: TYCO CONN 80 W OCS

DRAWING NO: 35559849

REV: E

CAGE CODE: 0AJD5

•APTIV•
CONNECTION SYSTEMS
Aptiv PLC
Aptiv Services US, LLC
Aptiv Corporation
THIS DRAWING AND THE INFORMATION CONTAINED HEREIN IS THE PROPRIETARY PROPERTY OF APTIV AND IS LOANED SUBJECT TO RETURN ON REQUEST. IT MAY NOT BE REPRODUCED, USED OR DISCLOSED EXCEPT AS AUTHORIZED BY APTIV.

35559849