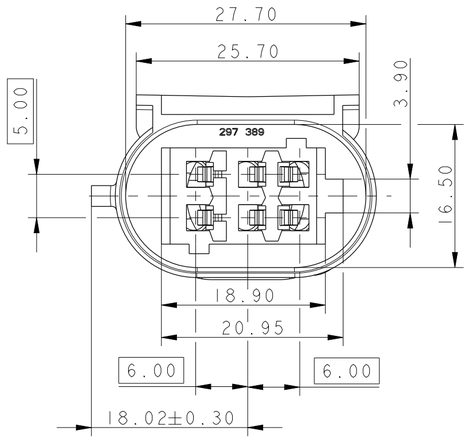

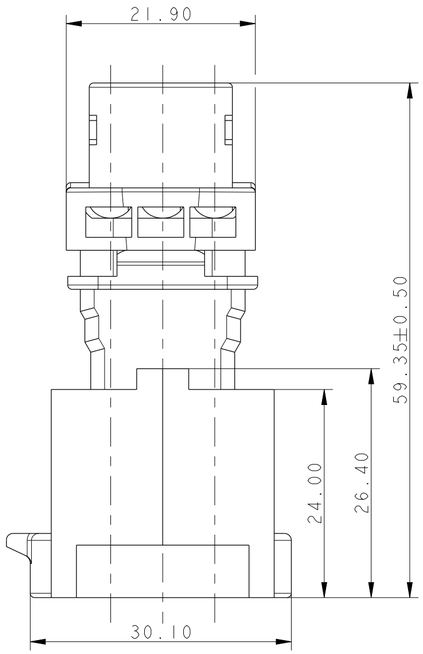

VOLETS FERMES
FLAPS CLOSED

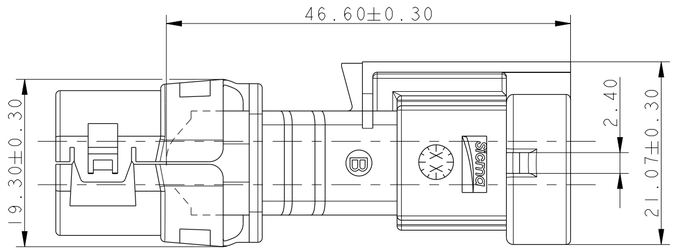

VOLETS OUVERTS POSITION DE LIVRAISON
FLAPS OPENED DELIVERY POSITION

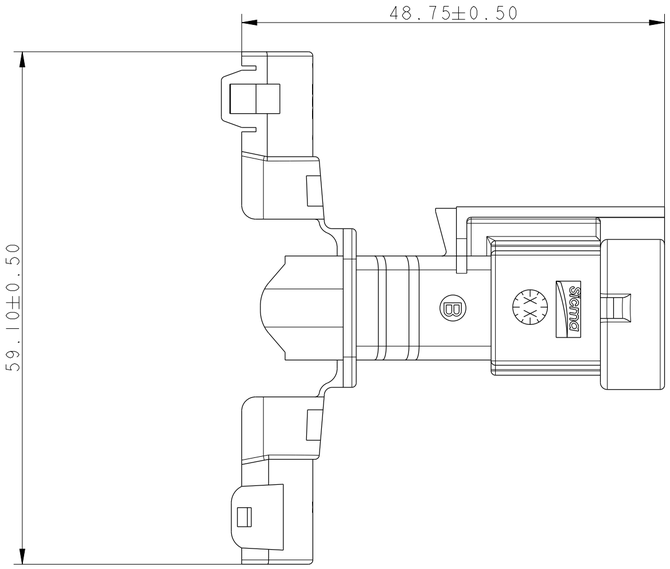

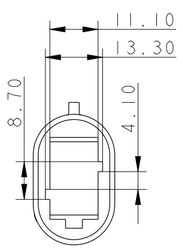

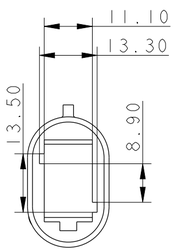

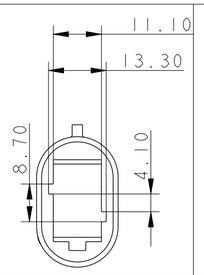

			VUE SUIVANT FACE ACCOUPLEMENT *MATING FACE VIEW*
GRIS	NOIR	MARRON	COULEUR *COLOR*
211 PL 06 3 S 8 003	211 PL 06 3 S 0 003	211 PL 06 3 S 1 003	REF MVL *MVL P/N*
15470070	10752307	10811863	REF DELPHI *DELPHI P/N*

ECN-NO. *NUMERO ECN*	POSITION *POSITION*	CHANGE DESCRIPTION *MODIFICATION*
-	-	-
	-	-
	-	-
	-	-
	-	-

PRODUCT SPEC. *SPECIF. PRODUIT* -	PACKAGING SPEC. *SPECIF. EMBALLAGE* PU170	APPLICATION SPEC. *SPECIF. APPLICATION* PU170	

COPYRIGHT DELPHI CORPORATION AND/OR ITS AFFILIATES. ALL RIGHTS RESERVED. REVISED
THIS DRAWING IS THE PROPERTY OF DELPHI CORPORATION AND CONTAINS DELPHI CONFIDENTIAL INFORMATION. THE REPRODUCTION, DISTRIBUTION AND UTILIZATION OF THIS DOCUMENT OR ITS RELATED CAD MATH DATA, AS WELL AS COMMUNICATION OF ANY CONTENT TO OTHERS, WITHOUT EXPRESS AUTHORIZATION, IS PROHIBITED.
CE PLAN EST LA PROPRIETE DE DELPHI CORPORATION ET CONTIENT DES INFORMATIONS DELPHI CONFIDENTIELLES. LA REPRODUCTION, LA DISTRIBUTION ET L'UTILISATION DE CE DOCUMENT OU DE SES DONNÉES MATHÉMATIQUES CAO, AINSI QUE LA COMMUNICATION DE TOUT CONTENU À AUTRUI, SANS AUTORISATION EXPRESSE, EST INTERDITE.

TOLERANCES *TOLERANCES* ±0.20 ; ±4° -	MATERIAL : *MATIERE :* - -	SURFACE FINISH *ETAT DE SURFACE* - -	DELPHI DELPHI PACKARD ELECTRICAL/ELECTRONIC ARCHITECTURE EPERNON, FRANCE
COUNTERPART Nr. *CONTRE-PARTIE N°* -	COLOUR : *COULEUR :* SEE TABLE		C ISO PROJECTION *PROJECTION ISO*
DO NOT MEASURE DRAWING *NE PAS PRENDRE DE COTES*	TOOL NO. *OUTIL N°* -	ECO Loc. Code *CODE B.E.* FE	DIMENSION IN MILLIMETERS *DIMENSIONS EN MILLIMETRES*

	DATE *DATE*	NAME *NOM*
CREATED BY *CREE PAR*	1996/05/30	FAURIE
MODIFIED BY *MODIF. PAR*	2014/11/27	F FAURIE
CHECKED BY *VERIF. PAR*	2014/11/27	L DOMERGUE
APPROVED BY *APPR. PAR*	2014/11/27	Pascal MENARD

TITLE *DESIGNATION* -			
PROJECT *PROJET* 6W 2.8 MALE CONNECTOR			
ESR NO. *NUMERO ESR* FRA-0040	CAT. NO. *NUMERO CAT.* PC211PL063SX003		
DOCUMENT UNDER PDS CONTROL NO MODIFICATION ALLOWED OUTSIDE	*DOCUMENT GERE SOUS P.D.S. PAS DE MODIFICATION EN DEHORS*		
FILE NAME *NOM DE FICHIER* 211FT0152			

DRAWING NUMBER *REF. PLAN* 211FT0152	REV. *IND.* C	CAD SYSTEM pro / eng.
STATE *ETAT* SERIAL RELEASED		DWG SIZE *FORMAT* A2
PART NUMBER *REF. ARTICLE* See Table	REV. *IND.* -	APPROVAL LEVEL *NIV. D'APPROBATION* -
		SHEET *FEUILLE* 1 of 1 sur 1
		SCALE *ECH.* 2:1

EUR C04 112 F29 PDS