SYMBOL DEFINITION		
A DIMENSION WITHOUT AN INSPECTION REPORT SYMBOL DOES NOT REQUIRE INSPECTION. IT MAY BE CONTROLLED ON THE INDIVIDUAL COMPONENT DRAWING.	TOTAL NO OF INSPECTIONS REQUIRED	15
	LAST NO. USED	10

MISSING SYMBOLS

NO MISSING SYMBOL NUMBER

DWG STATUS					ZONE	REVISION HISTORY	AUTH	DR	APVD	APVD
DATE	SUB	REV	N/P	CHG						
13MR19	R	01	-	-		J5318173 - RELEASED PART DRAWING	442407	AGC	AGC	JCA
22NO19	R	02	-	-		J5318173 - UPDATED PART AVAILABILITY	550599	JAA	JAA	SV
13JA21	R	03	-	-		ALL PARTS - (23.1) WAS 23.1, (19.5) WAS 19.5, 3X (6.5) WAS 3X 6.5 & (39.8) WAS 39.8 ±0.3 AND REMOVED COLOR COLUMN FROM CHARTS; J5511134 - RELEASED	552907	LVD	CDD	SV
27JL21	R	04	-	-		J5511134 - CORRECTED CPA TYPO	554899	AHY	JAA	SV
17DE21	R	05	-	-		J5511134 - UPDATED PART AVAILABILITY	556167	EZJ	EVV	FCS

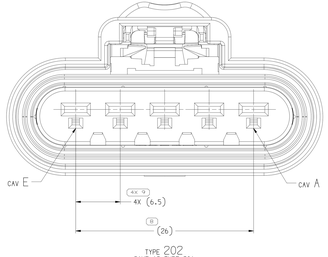

TYPE 202
SAME AS TYPE 201
EXCEPT AS SHOWN

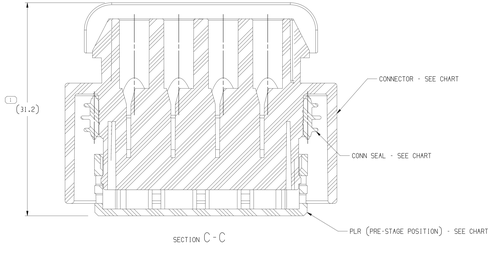

SECTION C-C

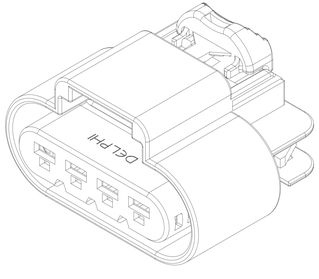

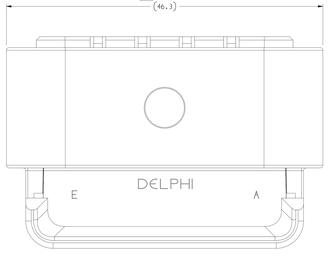

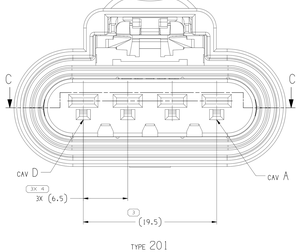

TYPE 201

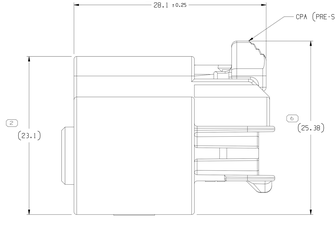

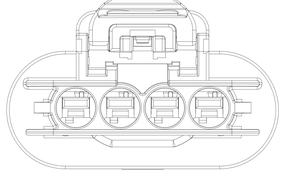

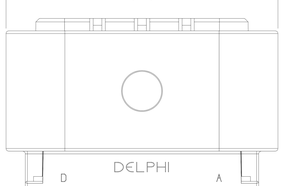

NOTES

1. UNLESS OTHERWISE SPECIFIED AND/OR INDICATED:

   DIMENSIONS ARE TO FACE OF VIEW SHOWN AND AUTOMATICALLY ROUNDED BY COMPUTER FOR INSPECTION (SEE MATH MODEL FOR PRECISE DIMENSIONS). FOR ALL OTHER DIMENSIONS NOT SHOWN BUT REQUIRED FOR TOOL BUILD, SEE MATH MODEL FOR PRECISE TOOL PATH DATA.

2. SEALING CODE 4 - DESIGN WILL MEET REQUIREMENTS OF SAE/USCAR-2 CONNECTOR SYSTEM ENVIRONMENTAL TEST FLOWCHART (PRESSURE/VACUUM AND SUBMERSION).

3. THIS PRODUCT IS NOT CATEGORIZED AS AN APPEARANCE ITEM, MINOR IMPERFECTIONS INCLUDING, BUT NOT LIMITED TO, FLOW MARKS, COLOR BLEMISHES, GATE VESTIGE, AND SOFT FLASH THAT DO NOT AFFECT THE FIT, FORM, OR FUNCTION OF THE PART ARE PERMISSIBLE PER EANP_4-3_CS_01_EN.

4. FOR APPLICATION DATA SEE THE INDIVIDUAL APPLICATION DRAWINGS.

DRAWING NUMBER							
15326694							
SIZE	SCALE	FRAME NO	SHEET NO	SYS	REV	N/P
A1x3	5:1	2 OF 2	2 OF -	R	05	-

PART NO	REV	N/P	TYPE	CONN	PLR	CONN SEAL	CPA
J5511134	01	AB	202	13521462	15326644	15326645	33219152
J5318173	01	AB	201	15326627	15326628	15326630	33219152

INTERNATIONAL PARTS (MM)									
FROM	0	>6	>30	>6	>10	>100	>200	>300	>400
TO	6	30	6	10	100	200	300	400	500
TOLERANCE (UNLESS OTHERWISE SPECIFIED)									
±0.15	±0.25	±0.3	±0.4	±0.5	±0.8	±1	±1.2	±1.5	±2
ANGULAR TOLERANCE ±2°									

(9) PROCESS SENSITIVE DIMENSION

DIMENSIONS ENCLOSED IN ( ) INDICATE REFERENCE DIMENSIONS AND NO TOLERANCE LIMITS ARE ESTABLISHED.

THIRD ANGLE PROJECTION

DO NOT SCALE
USE MATH DATA

NX

ALL DIMENSIONS ARE IN MILLIMETERS

REFERENCE

A ⁻⁻⁻⁻ LINE DRAWN THROUGH A PART NUMBER INDICATES THAT PHYSICAL PARTS ARE NOT AVAILABLE FOR ORDERING.

PART NUMBERS THAT DO NOT HAVE A LINE PRESENT INDICATE THAT PHYSICAL PARTS ARE AVAILABLE FOR ORDERING.

CONTACT APTIV SALES TO ASSURE AVAILABILITY OF PARTS.

DWG TYPE	
PART DRAWING	
STYLE	
VOLUME (CM³)	SYSTEM CODE: D

UNLESS OTHERWISE SPECIFIED

THIS DOCUMENT IS IN ACCORDANCE WITH ASME Y14.5M-1994 UNLESS OTHERWISE SPECIFIED. GENERAL FINISH TOLERANCE MAXIMUM 0.01. SEPARATE PATTERNS OF FEATURES MAY BE GAGED SEPARATELY REGARDLESS OF DATUM REFERENCES.

		DATE
DR		
APVD1	A. GARCIA CABELLO	13MR19
APVD2	A. GARCIA CABELLO	13MR19
APVD3	JULIO ARMENDARIZ	3MR19
APVD4		
APVD5		

SUBSTANCES OF CONCERN AND RECYCLED CONTENT PER APTIV (DRAFTED)

FINISH	SEE CHART
DRAWING NAME	TAXI ASM CONN F GT 280 SLD
DRAWING NUMBER	15326694
SIZE	A1x3
SCALE	5:1
FRAME NO	1 OF 2
SHEET NO	2 OF -
SYS	R
REV	05
N/P	-

•APTIV•
CONNECTION SYSTEMS
WARREN, OH

COPYRIGHT 2019 APTIV, ALL RIGHTS RESERVED.

THIS DRAWING IS THE PROPERTY OF APTIV AND CONTAINS APTIV CONFIDENTIAL INFORMATION. THE RECEIPT OR POSSESSION OF THIS DOCUMENT DOES NOT CONVEY RIGHTS TO REPRODUCE OR USE THE DOCUMENT OR ITS RELATED CAD MATH DATA, NOR MAY ANY COMMUNICATION OF ANY CONTENTS TO OTHERS, WITHOUT EXPRESS AUTHORIZATION, BE PRIVATE.