SYMBOL DEFINITION			MISSING SYMBOLS
A DIMENSION WITHOUT AN INSPECTION REPORT SYMBOL (□) DOES NOT REQUIRE INSPECTION. IT MAY BE CONTROLLED ON THE INDIVIDUAL COMPONENT DRAWING.	TOTAL NO OF INSPECTIONS REQUIRED	78	1-10 15-16 19-20
	LAST NO. USED	42	

DWG STATUS			ZONE	REVISION HISTORY	AUTH	DR	PP	QA	APVD
DATE	SIZE	REV	N/P	CHG						
10JA13	R	01	-	-	15514814 *WAS PE2461953, REV'D & RELEASED 15514815 *WAS PE2461954, REV'D & RELEASED 15514816 *WAS PE2461955, REV'D & RELEASED 15514817 *WAS PE2461956, REV'D & RELEASED 15514818 *WAS PE2461957, REV'D & RELEASED 15514819 *WAS PE2461958, REV'D & RELEASED	421058	DMC	DMC	001	
05APJ3	R	02	-	-	ALL PARTS - REVISED GRAPHICS	421637	MAB	MAB	DAT	
08APJ3	R	03	-	-	ALL PARTS - 22.92 ±0.1 WAS 22.89 ±0.1, 14.92 ±0.1 WAS 14.89 ±0.1, 2X 15.87 ±0.1 WAS 2X 15.5 RELOCATED DIMS (7 PLCS), REVISED BASIC DIMS (2 PLCS), REMOVED DIMS (7 PLCS) AND ADDED DIMS (2 PLCS) AND ANTIBUNCHING FEATURES (4 PLCS)	421985	MAB	MAB	DAT	
30SE13	R	04	-	-	ALL PARTS - DIMS #28, #30 - #32 WERE TOOL SYMBOLS AND ADDED DIM (1 PLC)	423915	AHG	JVM	DAT	
24FE13	R	05	-	-	ALL PARTS - ADDED GD&T PROFILE OF A LINE CONTROL (2 PLCS), DETAIL B, SECTION C-C, BASIC DIMS (14 PLCS), DIM #37, AND RELOCATED DIM #41, 15514814,15,16,19 - 15514817 - 13.62 ±0.1 WAS 13.59 ±0.1; 15514815-17 - 13.62 ±0.1 WAS 13.78 ±0.1; 15514818-19 - 14.76 ±0.1 WAS 14.92 ±0.1	425290	MJB	JVM	DAT	
28APJ4	R	06	-	-	ALL PARTS - ADDED DIMS (4 PLCS) AND DIM 2X [15.51] WAS 2X 15.51 ±0.1, [13.62] WAS 13.62 ±0.1 (2 PLCS), 2X [13.62] WAS 2X 13.62 ±0.1, 2X [14.76] WAS 2X 14.76 ±0.1 AND [14.76] WAS 14.76 ±0.1	426373	ESC	ESC	DAT	
27AU15	R	07	-	-	ALL PARTS - 3X ⌓ 0.4 A B C TYP WAS 3X ⌓ 0.1 A B C, RELOCATED DATUMS A, B & C AND ADDED DETAIL VIEW "D", DIMS (3 PLCS), PLANE G, BASIC DIM (2 PLCS) & "AT PLANE G" NOTE TO DIM 39	430592	MJB	DAT	DAT	
04SE15	R	08	-	-	ALL PARTS - 10X 1.95 +0.08/-0.05 WAS 2X 1.95 ±0.05, 6X 1.9 +0.1/-0.05 ⌖ 0.15 M A B C TYP WAS 6X 1.9 ±0.05 ⌖ 0.10 M A B C TYP., 5X ⌓ 0.16 A B C WAS 5X ⌓ 0.1 A B C (2 PLCS), ADDED BASIC DIM AND REVISED GD&T POSITION CONTROL (2 PLCS)	430693	CDD	CDD	DAT	
29FE16	R	09	-	-	15514815-19 - UPDATED PART AVAILABILITY	432197	NRW	JVM	DGL	
20DC17	R	10	-	-	ALL PARTS - 5X ⌓ 0.2 A B C WAS 5X ⌓ 0.16 A B C (2 PLCS), 2X 3.75 +0.05/-0.08 WAS 2X 3.75 ±0.05, ⌓ 0.2 A B C WAS ⌓ 0.15 A B C, UPDATED PDM ATTRIBUTES, 15514815 - UPDATED PART AVAILABILITY	437701	ACV	DAT	ACV	
24MY22	R	11	-	-A-	15514817 - UPDATED PART AVAILABILITY	557550	EZJ	CDD	SV	

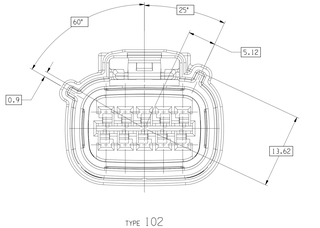

TYPE 102
SAME AS TYPE 101
EXCEPT AS SHOWN

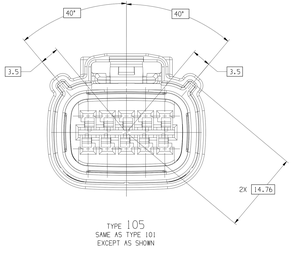

TYPE 105
SAME AS TYPE 101
EXCEPT AS SHOWN

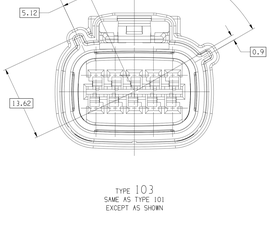

TYPE 103
SAME AS TYPE 101
EXCEPT AS SHOWN

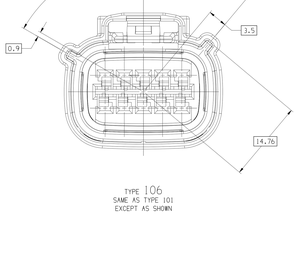

TYPE 106
SAME AS TYPE 101
EXCEPT AS SHOWN

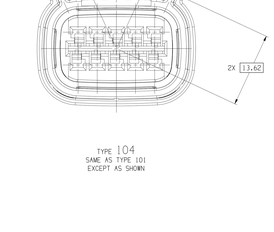

TYPE 104
SAME AS TYPE 101
EXCEPT AS SHOWN

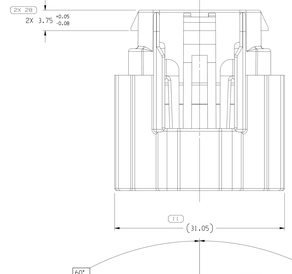

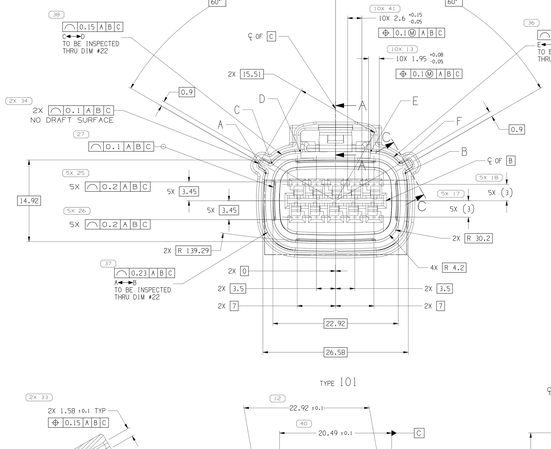

TYPE 101

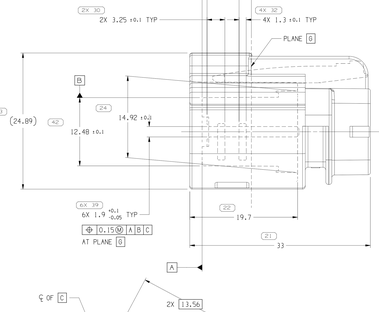

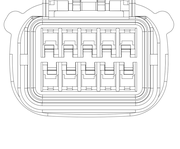

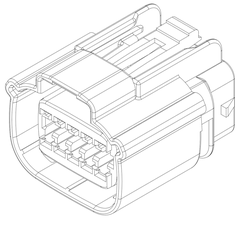



SECTION A - A

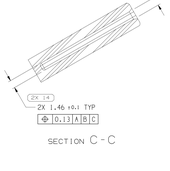

SECTION C - C

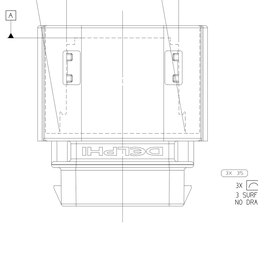

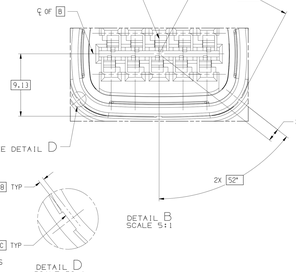

DETAIL B
SCALE 5:1

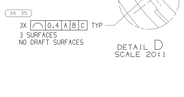

DETAIL D
SCALE 20:1

NOTES

1. UNLESS OTHERWISE SPECIFIED AND/OR INDICATED:

   DIMENSIONS ARE TO FACE OF VIEW SHOWN AND AUTOMATICALLY ROUNDED BY COMPUTER FOR INSPECTION (SEE MATH MODEL FOR PRECISE DIMENSIONS). FOR ALL OTHER DIMENSIONS NOT SHOWN BUT REQUIRED FOR TOOL BUILD, SEE MATH MODEL FOR PRECISE TOOL PATH DATA.

2. THIS PRODUCT IS NOT CATEGORIZED AS AN APPEARANCE ITEM. MINOR IMPERFECTIONS INCLUDING, BUT NOT LIMITED TO, FLOW MARKS, COLOR BLEMISHES, GATE VESTIGE, AND SOFT FLASH THAT DO NOT AFFECT THE FIT, FORM, OR FUNCTION OF THE PART ARE PERMISSIBLE PER EWP.4-3.CS.01.EN.

3. CORPORATE BRAND TO BE APPLIED TO PRODUCT DESIGN PER THE LATEST REVISION OF ESD S10RS201.

4. FOR APPLICATION DATA SEE THE INDIVIDUAL APPLICATION DRAWINGS.

15514819	06	A0	POLYESTER COMPOUND DK. GRAY	106	7.042	-	F
15514818	06	A0	POLYESTER COMPOUND LT. GRAY	105	7.042	-	E
15514817	06	AE	POLYESTER COMPOUND BLACK	104	7.042	-	D
15514816	06	A0	POLYESTER COMPOUND DK. GRAY	103	7.042	-	C
15514815	06	A0	POLYESTER COMPOUND LT. GRAY	102	7.042	-	B
15514814	07	-	POLYESTER COMPOUND BLACK	101	7.042	-	A
PART NO	REV	N/P	MATERIAL SPECIFICATION AND COLOR	TYPE	VOLUME (CM³)		USCAR OPTION

DRAWING NUMBER
15514820
SIZE A1x3 | SCALE 4:1 | SHEET NO 2 OF 2 | NEXT ASSY 1 OF 1 | R | REV 11 | NEXT -

(21) PROCESS SENSITIVE DIMENSION

DIMENSIONS ENCLOSED IN ( ) INDICATE REFERENCE DIMENSIONS AND NO TOLERANCE IS TO BE ESTABLISHED.

DIMENSIONAL RANGE (MM)								
FROM	0.5	6	30	120	315	1000	2000	3150
TO	6	30	120	315	1000	2000	3150	5000
TOLERANCE UNLESS OTHERWISE SPECIFIED	±0.25	±0.5	±0.75	±1.25	±2.5	±5	±7.5	±12.5

ANGULAR TOLERANCE ±2°

THIRD ANGLE PROJECTION

DO NOT SCALE

USE MATH DATA

NX

APVD:	D. MUNOZ	10JA13	B
APVD:	D. MUNOZ	11JA13	
APVD:	GERARDO GOMEZ I.	18JA13	
APVD:			
APVD:			

SUBSTANCES OF CONCERN AND RECYCLED CONTENT PER ATTE (GRAMS)

SEE CHART

DRAWING NAME
TAX1 CONN 10 F OCS 1.5 SLD

DRAWING NUMBER
15514820
SIZE A1x3 | SCALE 4:1 | SHEET NO 1 OF 2 | NEXT ASSY 1 OF 1 | R | REV 11 | NEXT -

A "-" IN THE LINE DRAWN THROUGH A PART NUMBER INDICATES THAT PHYSICAL PARTS ARE NOT AVAILABLE FOR ORDERING.

PART NUMBERS THAT DO NOT HAVE A LINE THROUGH INDICATE THAT PHYSICAL PARTS ARE AVAILABLE FOR ORDERING.

CONTACT APTIV SALES TO ASSURE AVAILABILITY OF PARTS.

DWG TYPE
PART DRAWING

STYLE

VOLUME (CM³)
SEE CHART

SYSTEM CODE
D

UNLESS OTHERWISE SPECIFIED

THIS DOCUMENT IS IN ACCORDANCE WITH ASME Y14.5M-1994 UNLESS OTHERWISE SPECIFIED. GENERAL TOLERANCING ASSUMPTIONS: SEPARATE FITTING OF FEATURES MAY BE GAGED SEPARATELY REGARDLESS OF DATUM REFERENCES.

ALL DIMENSIONS ARE IN MILLIMETERS

REFERENCE

•APTIV•
CONNECTION SYSTEMS
WARREN, OH
COPYRIGHT 2013 APTIV, ALL RIGHTS RESERVED.
THIS DRAWING IS THE PROPERTY OF APTIV AND CONTAINS APTIV PROPRIETARY INFORMATION. BY ACCEPTANCE OR POSSESSION AND UTILIZATION OF THIS DOCUMENT OR ITS RELATED CAD WITH DATA, WE WILL NO COMMUNICATION OF ANY CONTENT TO OTHERS, WITHOUT EXPRESS AUTHORIZATION, IS PROHIBITED.

Plotted: 11-MAY-22 11:00:08
Saved: 11-MAY-22 10:59:22
User: CDD
Path: C:\Users\CDD\Desktop\Work\15514820_D.SLDDRW