CODE A	PART-NO.: 35392323



CODE B	PART-NO.: 35405326



CODE C	PART-NO.: 35405327



CODE D	PART-NO.: 35405328



CODE E	PART-NO.: 35405329



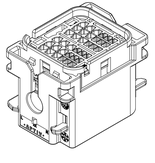

EXPLODED VIEW

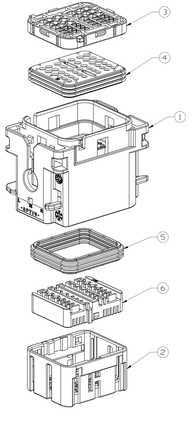

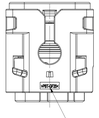

RECOMMENDED LOCATION FOR MATERIAL CODE

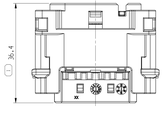

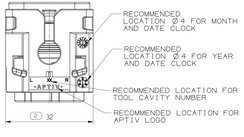

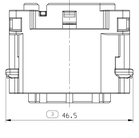

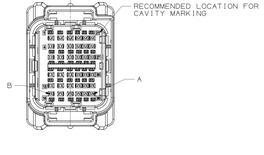

CODE	DESCRIPTION	PART-NO	REV	QTY.	MATERIAL	SIMILAR TO RAL	WEIGHT(g)	NOTES
A	ASM CONN 36 F OCS 1.2 BLK SLD	35392323	01	-	-	-	30.11	CONDITION OF DELIVERY, POS. 1-6 ASSEMBLED
1	CONN 36 F OCS 1.2 BLK SLD	35392327	-	1	PBT-GF20 BLK	3002	-	ONLY ASSEMBLED PARTS AVAILABLE
2	PLR 36 F	35392328	-	1	PBT-GF20 BLK	3002	-	ONLY ASSEMBLED PARTS AVAILABLE
3	36 F LOCK RETAINER	35392329	-	1	PBT-GF20 WHITE	-	-	ONLY ASSEMBLED PARTS AVAILABLE
4	36 F BLOCK SEAL	35392342	-	1	SSR 20 SHORE BLUE	-	-	ONLY ASSEMBLED PARTS AVAILABLE
5	36 F SEAL	35392343	-	1	SSR27 SHORE ORANGE	-	-	ONLY ASSEMBLED PARTS AVAILABLE
6	HOUSING 36 F	35395850	-	1	PA6-GF30 BLK	-	-	ONLY ASSEMBLED PARTS AVAILABLE
B	ASM CONN 36 F OCS 1.2 BLK SLD	35405326	01	-	-	-	30.11	CONDITION OF DELIVERY, POS. 1,3-7 ASSEMBLED
1	CONN 36 F OCS 1.2 BLK SLD	35392327	-	1	PBT-GF20 BLK	3002	-	ONLY ASSEMBLED PARTS AVAILABLE
7	PLR 36 F	35405330	-	1	PBT-GF20 BLK	3002	-	ONLY ASSEMBLED PARTS AVAILABLE
3	36 F LOCK RETAINER	35392329	-	1	PBT-GF20 WHITE	-	-	ONLY ASSEMBLED PARTS AVAILABLE
4	36 F BLOCK SEAL	35392342	-	1	SSR 20 SHORE BLUE	-	-	ONLY ASSEMBLED PARTS AVAILABLE
5	36 F SEAL	35392343	-	1	SSR27 SHORE ORANGE	-	-	ONLY ASSEMBLED PARTS AVAILABLE
6	HOUSING 36 F	35395850	-	1	PA6-GF30 BLK	-	-	ONLY ASSEMBLED PARTS AVAILABLE
C	ASM CONN 36 F OCS 1.2 BLK SLD	35405327	01	-	-	-	30.11	CONDITION OF DELIVERY, POS. 1,3-6,8 ASSEMBLED
1	CONN 36 F OCS 1.2 BLK SLD	35392327	-	1	PBT-GF20 BLK	3002	-	ONLY ASSEMBLED PARTS AVAILABLE
8	PLR 36 F	35405331	-	1	PBT-GF20 BLK	3002	-	ONLY ASSEMBLED PARTS AVAILABLE
3	36 F LOCK RETAINER	35392329	-	1	PBT-GF20 WHITE	-	-	ONLY ASSEMBLED PARTS AVAILABLE
4	36 F BLOCK SEAL	35392342	-	1	SSR 20 SHORE BLUE	-	-	ONLY ASSEMBLED PARTS AVAILABLE
5	36 F SEAL	35392343	-	1	SSR27 SHORE ORANGE	-	-	ONLY ASSEMBLED PARTS AVAILABLE
6	HOUSING 36 F	35395850	-	1	PA6-GF30 BLK	-	-	ONLY ASSEMBLED PARTS AVAILABLE
D	ASM CONN 36 F OCS 1.2 BLK SLD	35405328	01	-	-	-	30.11	CONDITION OF DELIVERY, POS. 1,3-6,9 ASSEMBLED
1	CONN 36 F OCS 1.2 BLK SLD	35392327	-	1	PBT-GF20 BLK	3002	-	ONLY ASSEMBLED PARTS AVAILABLE
9	PLR 36 F	35405332	-	1	PBT-GF20 BLK	3002	-	ONLY ASSEMBLED PARTS AVAILABLE
3	36 F LOCK RETAINER	35392329	-	1	PBT-GF20 WHITE	-	-	ONLY ASSEMBLED PARTS AVAILABLE
4	36 F BLOCK SEAL	35392342	-	1	SSR 20 SHORE BLUE	-	-	ONLY ASSEMBLED PARTS AVAILABLE
5	36 F SEAL	35392343	-	1	SSR27 SHORE ORANGE	-	-	ONLY ASSEMBLED PARTS AVAILABLE
6	HOUSING 36 F	35395850	-	1	PA6-GF30 BLK	-	-	ONLY ASSEMBLED PARTS AVAILABLE
E	ASM CONN 36 F OCS 1.2 BLK SLD	35405329	01	-	-	-	30.11	CONDITION OF DELIVERY, POS. 1,3-6,10 ASSEMBLED
1	CONN 36 F OCS 1.2 BLK SLD	35392327	-	1	PBT-GF20 BLK	3002	-	ONLY ASSEMBLED PARTS AVAILABLE
10	PLR 36 F	35405333	-	1	PBT-GF20 BLK	3002	-	ONLY ASSEMBLED PARTS AVAILABLE
3	36 F LOCK RETAINER	35392329	-	1	PBT-GF20 WHITE	-	-	ONLY ASSEMBLED PARTS AVAILABLE
4	36 F BLOCK SEAL	35392342	-	1	SSR 20 SHORE BLUE	-	-	ONLY ASSEMBLED PARTS AVAILABLE
5	36 F SEAL	35392343	-	1	SSR27 SHORE ORANGE	-	-	ONLY ASSEMBLED PARTS AVAILABLE
6	HOUSING 36 F	35395850	-	1	PA6-GF30 BLK	-	-	ONLY ASSEMBLED PARTS AVAILABLE

NOTES:-

1.UNLESS OTHERWISE SPECIFIED AND/OR INDICATED:

DIMENSIONS ARE TO FACE OF VIEW SHOWN AND AUTOMATICALLY ROUNDED BY COMPUTER FOR INSPECTION (SEE MATH MODEL FOR PRECISE DIMENSIONS). FOR ALL OTHER DIMENSIONS NOT SHOWN BUT REQUIRED FOR TOOL BUILD SEE MATH MODEL FOR PRECISE TOOL PATH DATA.

2. FOR UNDIMENSIONED GEOMETRY REFER 3D MODEL

3. SUITABLE CONTACT
A : OCS 1.2 35072396 0.35~0.5mm², INSULATION SIZE Ø1.2~1.6MM
OCS 1.2 35072397 0.75~0.8mm², INSULATION SIZE Ø1.7~1.9MM

B : OCS 1.2 35072398 1.0mm², INSULATION SIZE Ø2.1MM
OCS 1.2 35072398 1.25~1.5mm², INSULATION SIZE Ø2.2~2.4MM

SYMBOL DEFINITION		MISSING SYMBOLS
A DIMENSION WITHOUT AN INSPECTION REPORT SYMBOL (◯) DOES NOT REQUIRE INSPECTION. IT MAY BE CONTROLLED ON THE INDIVIDUAL COMPONENT DRAWING.	TOTAL NO.OF INSPECTIONS REQUIRED: 3	NO MISSING SYMBOL NUMBER
	LAST NO. USED: 3	

DWG STATUS				ZONE	REVISION HISTORY	AUTH	DR APVD/APVD
DATE	SUB	REL	PUP	CHG			
280C19	R	01	-	-	RELEASE DRAWING	444739	CL ZH HSB

DIMENSION NUMBERS PRECEDED BY AN "X" INDICATES A TEST EXISTS. SEE CHART.
TOLERANCES MARKED "TEST" ARE FOR REFERENCE PURPOSES.
FOR TOOL QUALIFICATIONS, SEE THE CURRENT APTIV CONNECTOR SYSTEMS SPECIFICATION.
(2) PROCESS SENSITIVE DIMENSION
DIMENSIONS ENCLOSED IN () UNLESS OTHERWISE SPECIFIED ARE REFERENCE ONLY.

SHARP CORNER TOLERANCE: R 0.2 MAX, 0.1 MAX

DIMENSIONAL RANGE (MM)							
FROM	0	6	30	120	400	1000	2500
TO	6	30	120	400	1000	2500	4000
TOLERANCE UNLESS OTHERWISE SPECIFIED	±0.1	±0.2	±0.3	±0.5	±0.8	±1.2	±2.0

ANGULAR TOLERANCE ±1°

ALL DIMENSIONS ARE IN MILLIMETERS

REFERENCE:

THIRD ANGLE PROJECTION

DO NOT SCALE

USE MATH DATA

NX

MATERIAL:	SEE TABLE
DRAWING NAME:	ASM CONN 36 F OCS 1.2 BLK SLD
DRAWING NUMBER:	35407292
SIZE	A1x3
SCALE	2:1
PAGE NO	1 OF 2
SHEET NO	1 OF 1
STS	R
REV	01
TCM	-

APVD'S	NAME	DATE
APVD	P.BALAJI	28OC19
APVD	LEON CUI	28OC19
APVD	SUIBIN HUANG	28OC19
APVD		
APVD		

THIS DOCUMENT IS IN ACCORDANCE WITH HSM STANDARD No 2011 FOR ISO 14004 RECONCILIATION REQUIREMENTS.

SUBSTANCES OF CONCERN AND RECYCLED CONTENT PER APTIV STANDARDS

VOLUME UNIT	SEE TABLE
SYSTEM SIZE	D

UNLESS OTHERWISE SPECIFIED

DRAWING NUMBER:	35407292
SIZE	A1x3
SCALE	2:1
PAGE NO	1 OF 2
SHEET NO	1 OF 1
STS	R
REV	01
TCM	-

THIS DRAWING IS THE PROPERTY OF APTIV AND CONTAINS APTIV CONFIDENTIAL INFORMATION. ANY REPRODUCTION, DISCLOSURE OR UTILIZATION OF THIS DOCUMENT OR ITS RELATED DATA WITHOUT APTIV'S WRITTEN PERMISSION IS PROHIBITED. NO RIGHTS ARE GRANTED BY THE RECEIPT OR POSSESSION OF THIS DRAWING. NO COMMUNICATION OF ANY CONTENT TO COMPETITORS, WITHOUT EXPRESS AUTHORIZATION, IS PERMITTED.

COPYRIGHT 2019 APTIV. ALL RIGHTS RESERVED.

APTIV
CONNECTION SYSTEMS
Chennai, India

35407292

Sheet 1 of 2