4WAY CODING

TPA AND CPA FINAL LOCK POSITION

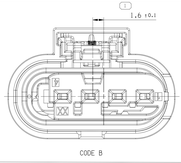

CODE B

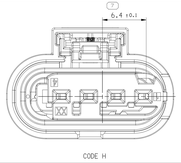

CODE H

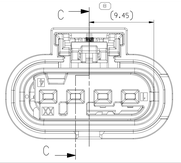

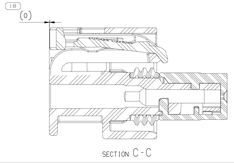

SECTION C-C

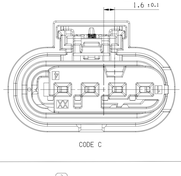

CODE C

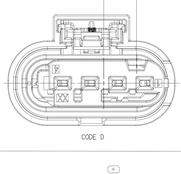

CODE D

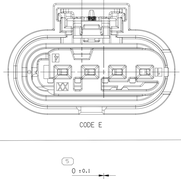

CODE E

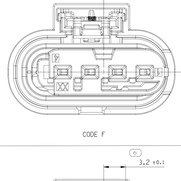

CODE F

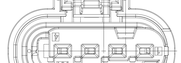

CODE G

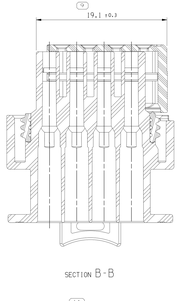

SECTION B-B

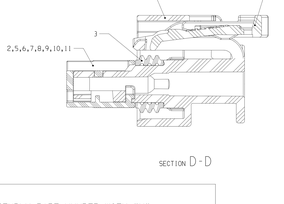

SECTION D-D

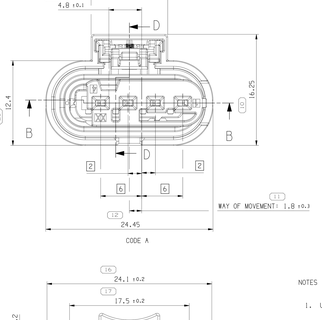

CODE A

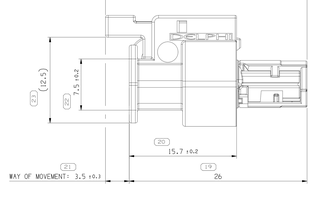

FOR ASSEMBLY PART NUMBER WITH "U"



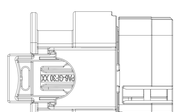

CODE G

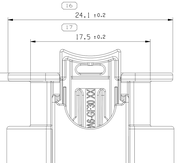

NOTES

1. UNLESS OTHERWISE SPECIFIED AND/OR INDICATED:
   DIMENSIONS ARE TO FACE OF VIEW SHOWN AND AUTOMATICALLY ROUNDED BY COMPUTER FOR INSPECTION (SEE MATH MODEL FOR PRECISE DIMENSIONS). FOR ALL OTHER DIMENSIONS NOT SHOWN BUT REQUIRED FOR TOOL BUILD, SEE MATH MODEL FOR PRECISE TOOL PATH DATA.
2. THIS PART USED IN ASSEMBLY SEE CHART.
3. SUITABLE TERMINAL SYSTEM CTS/MCON/MLK 1.2 LL.
4. MAX. WIRE SIZE RANGE 1.5 MM2. FOR CAVITY- Ø 3.55MM
5. ASSEMBLY MANUAL REFER TO J5126449_CUST2_S01.
6. INTERFACE REFER TO USCAR-EWCAP 120-S-004-1-ZO1/ZO2.
7. MATING TERMINAL INFORMATION.

TITLE	DPN	WIRE SIZE	PLATING	CABLE SEAL DPN
FEMALE TERMINAL CTS1.2	1395912O	0.22-0.35mm2	SN	1532713
	1395914I	0.5-0.75 mm2	SN	1532718
	1394856B	1 mm2	SN	1533412
	1395911B	0.22-0.35mm2	AG	1532713
	1395912I	0.5-0.75 mm2	AG	1532718
	1395913O	1 mm2	AG	1533412
	DPN:1311O922 TE PN:7-1452671-3	1.5 mm2	AG	DPN:1527328 TE PN:2287497-1
	1395911O	0.22-0.35mm2	AU	1532713
	1395914S	0.5-0.75 mm2	AU	1532718
	1395913I	1 mm2	AU	1533412

8. COMPLY WITH SAE/USCAR-2 REVISION 7

ASSEMBLY PART NUMBER	ASSEMBLY PART NAME	REV.	CODING	ITEM NO	PART NUMBER	PART NAME	REV.	MATERIAL SPECIFICATION AND COLOUR
35126381U	FEMALE CONNECTOR ASSY	01	G	4	35662812	CPA	01	POLYAMIDE COMPOUND RED
				3	35121513	SEAL	01	ELAS VMQ HI TEAR LIQUID GRA
				10	35126435	TPA	01	POLYAMIDE COMPOUND YLW
				1	35126358	HOUSING	02	POLYAMIDE COMPOUND BLK
35126380U	FEMALE CONNECTOR ASSY	01	F	4	35662812	CPA	01	POLYAMIDE COMPOUND RED
				3	35121513	SEAL	01	ELAS VMQ HI TEAR LIQUID GRA
				9	35126434	TPA	01	POLYAMIDE COMPOUND DK.GRA
				1	35126358	HOUSING	02	POLYAMIDE COMPOUND BLK
35126378U	FEMALE CONNECTOR ASSY	01	D	4	35662812	CPA	01	POLYAMIDE COMPOUND RED
				3	35121513	SEAL	01	ELAS VMQ HI TEAR LIQUID GRA
				7	35126432	TPA	01	POLYAMIDE COMPOUND PPL
				1	35126358	HOUSING	02	POLYAMIDE COMPOUND BLK
35126377U	FEMALE CONNECTOR ASSY	01	C	4	35662812	CPA	01	POLYAMIDE COMPOUND RED
				3	35121513	SEAL	01	ELAS VMQ HI TEAR LIQUID GRA
				6	35126431	TPA	01	POLYAMIDE COMPOUND BLU
				1	35126358	HOUSING	02	POLYAMIDE COMPOUND BLK
35126376U	FEMALE CONNECTOR ASSY	01	B	4	35662812	CPA	01	POLYAMIDE COMPOUND RED
				3	35121513	SEAL	01	ELAS VMQ HI TEAR LIQUID GRA
				5	35126430	TPA	01	POLYAMIDE COMPOUND NAT
				1	35126358	HOUSING	02	POLYAMIDE COMPOUND BLK
35126375U	FEMALE CONNECTOR ASSY	01	A	4	35662812	CPA	01	POLYAMIDE COMPOUND RED
				3	35121513	SEAL	01	ELAS VMQ HI TEAR LIQUID GRA
				2	35126428	TPA	01	POLYAMIDE COMPOUND GRA
				1	35126358	HOUSING	02	POLYAMIDE COMPOUND BLK
ASSEMBLY PART NUMBER	ASSEMBLY PART NAME	REV.	CODING	ITEM NO	PART NUMBER	PART NAME	REV.	MATERIAL SPECIFICATION AND COLOUR

ASSEMBLY PART NUMBER	ASSEMBLY PART NAME	REV.	CODING	ITEM NO	PART NUMBER	PART NAME	REV.	MATERIAL SPECIFICATION AND COLOUR
35126382	FEMALE CONNECTOR ASSY	02	H	4	35124265	CPA	02	POLYAMIDE COMPOUND RED
				3	35121513	SEAL	01	ELAS VMQ HI TEAR LIQUID GRA
				11	35126436	TPA	01	POLYAMIDE COMPOUND GRN
				1	35126358	HOUSING	02	POLYAMIDE COMPOUND BLK
35126381	FEMALE CONNECTOR ASSY	02	G	4	35124265	CPA	02	POLYAMIDE COMPOUND RED
				3	35121513	SEAL	01	ELAS VMQ HI TEAR LIQUID GRA
				10	35126435	TPA	01	POLYAMIDE COMPOUND YLW
				1	35126358	HOUSING	02	POLYAMIDE COMPOUND BLK
35126380	FEMALE CONNECTOR ASSY	02	F	4	35124265	CPA	02	POLYAMIDE COMPOUND RED
				3	35121513	SEAL	01	ELAS VMQ HI TEAR LIQUID GRA
				9	35126434	TPA	01	POLYAMIDE COMPOUND DK.GRA
				1	35126358	HOUSING	02	POLYAMIDE COMPOUND BLK
35126379	FEMALE CONNECTOR ASSY	02	E	4	35124265	CPA	02	POLYAMIDE COMPOUND RED
				3	35121513	SEAL	01	ELAS VMQ HI TEAR LIQUID GRA
				8	35126433	TPA	01	POLYAMIDE COMPOUND RED
				1	35126358	HOUSING	02	POLYAMIDE COMPOUND BLK
35126378	FEMALE CONNECTOR ASSY	02	D	4	35124265	CPA	02	POLYAMIDE COMPOUND RED
				3	35121513	SEAL	01	ELAS VMQ HI TEAR LIQUID GRA
				7	35126432	TPA	01	POLYAMIDE COMPOUND PPL
				1	35126358	HOUSING	02	POLYAMIDE COMPOUND BLK
35126377	FEMALE CONNECTOR ASSY	02	C	4	35124265	CPA	02	POLYAMIDE COMPOUND RED
				3	35121513	SEAL	01	ELAS VMQ HI TEAR LIQUID GRA
				6	35126431	TPA	01	POLYAMIDE COMPOUND BLU
				1	35126358	HOUSING	02	POLYAMIDE COMPOUND BLK
35126376	FEMALE CONNECTOR ASSY	02	B	4	35124265	CPA	02	POLYAMIDE COMPOUND RED
				3	35121513	SEAL	01	ELAS VMQ HI TEAR LIQUID GRA
				5	35126430	TPA	01	POLYAMIDE COMPOUND NAT
				1	35126358	HOUSING	02	POLYAMIDE COMPOUND BLK
35425010	FEMALE CONNECTOR ASSY	01	A	4	35124265	CPA	02	POLYAMIDE COMPOUND RED
				3	35121513	SEAL	01	ELAS VMQ HI TEAR LIQUID GRA
				12	35424996	TPA	01	POLYAMIDE COMPOUND BLK
35126375	FEMALE CONNECTOR ASSY	02	A	1	35126358	HOUSING	02	POLYAMIDE COMPOUND BLK
				4	35124265	CPA	02	POLYAMIDE COMPOUND RED
				3	35121513	SEAL	01	ELAS VMQ HI TEAR LIQUID GRA
				2	35126428	TPA	01	POLYAMIDE COMPOUND GRA
				1	35126358	HOUSING	02	POLYAMIDE COMPOUND BLK

SYMBOL DEFINITION

A DIMENSION WITHOUT AN INSPECTION REPORT SYMBOL ☐ DOES NOT REQUIRE INSPECTION., IT MAY BE CONTROLLED ON THE INDIVIDUAL COMPONENT DRAWING.

TOTAL NO OF INSPECTIONS REQUIRED	27
LAST NO. USED	27

MISSING SYMBOLS

NO MISSING SYMBOL NUMBER

DWG STATUS DATE	DWG STATUS STATUS	DWG STATUS REV	DWG STATUS PVP	DWG STATUS DWG	ZONE	REVISION HISTORY	AUTH	DR APVD	APVD
21SE17	R	01	-	-	-	RLEASED CUSTOMER DRAWING	437600	JYC	HZ
13AP18	R	02	-	-	-	DIM #24 WAS 26.2	439358	JYC	HZ
16DE19	R	02	AA	-	-	ADD ASM PART 35126378 35425010	442724	JYC	HZ
15SE21	R	02	AB	-	-	CLARIFY MATERIAL SPECIFICATION FROM POLYESTER TO POLYAMIDE COMPOUND	447143	LW	KZ
30JN22	R	03	-	-	-	UPDATE NOTE 4, MAX. WIRE SIZE WAS 1.0 UPDATE NOTE 7, ADD NOTE 8 ADD ASSEMBLY PART BUMBER WITH "U"	448429	YFD	SC
23SE22	R	03	AA	-	-	UPDATE ASSEMBLY PART NUMBER WITH "U" REV.4	448429	YFD	SC

APVD	JIAYUN.CHEN	12OCT17
APVD	KEYIN.ZHOU	12OCT17
APVD	WEIDONG.ZHANG	17OCT17
APVD		
APVD		

SUBSTANCES OF CONCERN AND RECYCLED CONTENT PER APTIV STANDARD

MATERIAL: SEE CHART

DRAWING NAME: TAXI CONN CTS

DRAWING NUMBER: 35126451

SIZE A1x3 | SCALE 5:1 | SHEET NO 1 OF 1 | TYPE R | REV 03 AA

DIMENSIONAL RANGE (MM)								
FROM	0.5	3	6	30	120	400	1000	2000
TO	3	6	30	120	400	1000	2000	4000
TOLERANCE UNLESS OTHERWISE SPECIFIED	±0.1	±0.2	±0.3	±0.5	±1.0	±1.5	±2.5	±4.0

ANGULAR TOLERANCE ±1.0°

(19) PROCESS SENSITIVE DIMENSION

DIMENSIONS ENCLOSED IN ( ) INDICATE REFERENCE DIMENSIONS AND NO TOLERANCE UNLESS OTHERWISE SPECIFIED

FIRST ANGLE PROJECTION

DO NOT SCALE USE MATH DATA

NX

"*" LINE DRAWN THROUGH A PART NUMBER INDICATES THAT PHYSICAL PARTS ARE NO AVAILABLE FOR ORDERING.

PART NUMBERS THAT DO NOT HAVE A LINE PRESENT INDICATE THAT PHYSICAL PARTS ARE AVAILABLE FOR ORDERING.

CONTACT APTIV SALES TO ASSURE AVAILABILITY OF PARTS.

PART DRAWING

STYLE: -

VOLUME (CM³): - SYSTEM UNIT: D

UNLESS OTHERWISE SPECIFIED

THIS DOCUMENT IS IN ACCORDANCE WITH ASME Y14.5M-1994 UNLESS OTHERWISE SPECIFIED. DIMENSIONING AND TOLERANCING MINIMUM RULES. SEPARATE PATTERNS OF FEATURES, MAY BE DIMENSIONED SEPARATELY REGARDLESS OF DATUM REFERENCES.

ALL DIMENSIONS ARE IN MILLIMETERS

REFERENCE:

• APTIV •
CONNECTION SYSTEMS
Wuxi Plant
COPYRIGHT DELPHI CORPORATION AND/OR ITS AFFILIATES. ALL RIGHTS RESERVED.

THIS DRAWING IS THE PROPERTY OF DELPHI CORPORATION AND/OR ITS AFFILIATES AND SHALL NOT BE USED, COPIED, OR REPRODUCED IN ANY MANNER OR FORMAT WITHOUT THE PRIOR WRITTEN CONSENT OF DELPHI CORPORATION AS WELL AS COMMUNICATION OF ANY CONTENT TO OTHERS, WITHOUT EXPRESS AUTHORIZATION, IS PROHIBITED.

3512645101
Date: 30-Mar-22 Time: 11:01:16