TERMINAL SIZE	TERMINAL QUANTITY	TERMINAL TYPE	WIRE SIZE mm²	PART NO.	PLATING
-	3	FAKRA	-	35226550	-
2.8	4	SICMA 280	1.35 - 2.5	10726549	Sn
			0.75-1.30	15522621	
			0.35 - 0.70	10781041	
1.5	4	GTS 150 TYPE 2	1.4 - 2.0	13749482	Sn
			1.0 -1.3	13741954	
			0.5 - 0.85	13712871	
0.64	61	GTS 064 TYPE 1	0.75 - 1.0	NOT SUITABLE	Sn
			0.35 - 0.5	13648598	

SYMBOL DEFINITION

A DIMENSION WITHOUT AN INSPECTION REPORT SYMBOL (5) DOES NOT REQUIRE INSPECTION. IT MAY BE CONTROLLED ON THE INDIVIDUAL COMPONENT DRAWING.

TOTAL NO OF INSPECTIONS REQUIRED	0
LAST NO. USED	8

MISSING SYMBOLS
1-8

DWG STATUS					ZONE	REVISION HISTORY	AUTH	DR	APVD1	APVD2
DATE	STG	REV	N/P	CHG						
17MY22	R	01	-			CREATED CUSTOMER DRAWING	448473		HAN	HW

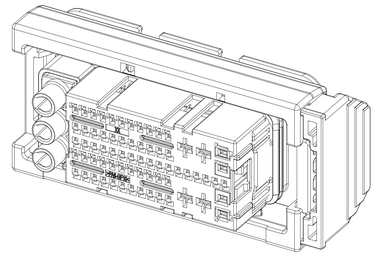

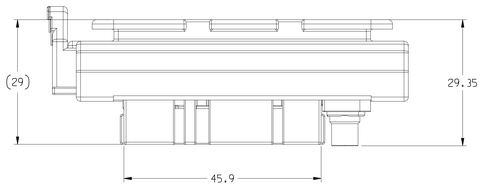

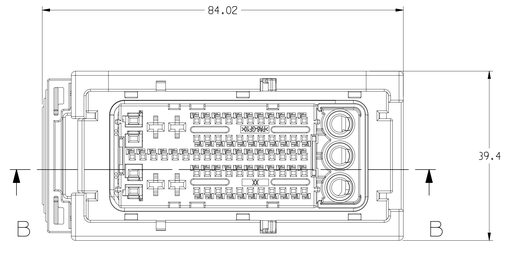

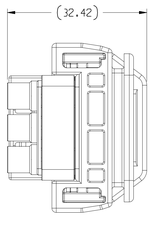

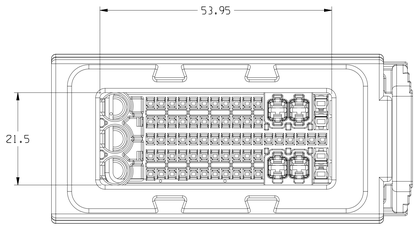

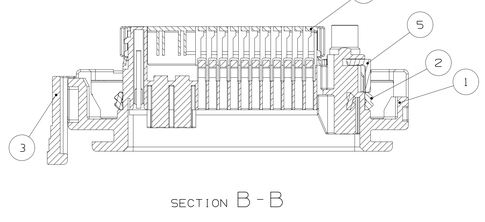

SECTION B - B

(5)	35621491	01	TPA	POLYAMIDE BLEND, PPL	(1)
(4)	35621487	01	LOCK PLR	POLYAMIDE BLEND, BLK	(1)
3	35621486	01	SLIDER	POLYAMIDE BLEND, BLK	1
2	35621485	01	SEAL CONN	SILICONE, NATURAL	1
1	35621484	01	CONN 72 F GTS 0.64 1.5 SLD	POLYAMIDE BLEND, BLK	1
-	35608257	01	ASM CONN 72 FEMALE GTS0.64 GTS1.5 SICMA 2.8	-	-
-	PART NO.	REV.	DESCRIPTION	MATERIAL SPECIFICATION	QUANTITY

NOTES

1. UNLESS OTHERWISE SPECIFIED AND/OR INDICATED:
   DIMENSIONS ARE TO FACE OF VIEW SHOWN AND
   AUTOMATICALLY ROUNDED BY COMPUTER FOR INSPECTION
   (SEE MATH MODEL FOR PRECISE DIMENSIONS). FOR ALL
   OTHER DIMENSIONS NOT SHOWN BUT REQUIRED FOR TOOL
   BUILD, SEE MATH MODEL FOR PRECISE TOOL PATH DATA.
2. FOR APPLICATION DATA SEE THE APPLICATION DRAWING.
3. THIS PART ACCEPTS THE FOLLOWING COMPONENTS OR EQUIVALENT: SEE CHART
4. SLIDER IN LOCKED POSITION.
5. 35621491-TPA, 35621487-PLR PURCHASED SEPERATELY.
6. THE MARKING AREA IS ONLY FOR REFERENCE.
   PLEASE CHECK WITH THE PHYSICAL PART.

(5) PROCESS SENSITIVE DIMENSION

DIMENSIONS ENCLOSED IN ( ) INDICATE REFERENCE DIMENSIONS AND NO TOLERANCE LIMITS ARE ESTABLISHED

DIMENSIONAL RANGE (MM)									CHART M
FROM	> 0	> 6	> 30	> 70	>120	>160	>200	>250	>315
TO	6	30	70	120	160	200	250	315	400
TOLERANCE UNLESS OTHERWISE SPECIFIED									
	±0.1	±0.2	±0.3	±0.4	±0.45	±0.55	±0.7	±0.85	±1.05
ANGULAR TOLERANCE ±1°									

A LINE DRAWN THROUGH A PART NUMBER INDICATES THAT PHYSICAL PARTS ARE NOT AVAILABLE FOR ORDERING.

PART NUMBERS THAT DO NOT HAVE A LINE PRESENT INDICATE THAT PHYSICAL PARTS ARE AVAILABLE FOR ORDERING.

CONTACT APTIV SALES TO ASSURE AVAILABILITY OF PARTS.

DWG TYPE: PART DRAWING

STYLE

VOLUME (CM³)

DISTR CODE

UNLESS OTHERWISE SPECIFIED
THIS DOCUMENT IS IN ACCORDANCE WITH ASME Y14.5 2009. SEE APTIV ENGINEERING DESIGN STANDARD 86 2017 FOR ISO 11012004 RECONCILIATION REQUIREMENTS.

ALL DIMENSIONS ARE IN MILLIMETERS

REFERENCE

THIRD ANGLE PROJECTION

DO NOT SCALE
USE MATH DATA

NX

DELPHI
CONNECTION SYSTEMS
Anting, China

COPYRIGHT 2022 APTIV. ALL RIGHTS RESERVED.
THIS DRAWING IS THE PROPERTY OF APTIV AND CONTAINS APTIV CONFIDENTIAL INFORMATION. THE REPRODUCTION, DISTRIBUTION AND UTILIZATION OF THIS DRAWING OR ITS MATH DATA, AS WELL AS COMMUNICATION OF ANY CONTENT TO OTHERS, WITHOUT EXPRESS AUTHORIZATION, IS PROHIBITED.

	DATE
DR	
APVD1 HANIF ROSHAN	17MY22
APVD2 HAO WANG	17MY22
APVD3 JONNY ZHENG	17MY22
APVD4	
APVD5	

SUBSTANCES OF CONCERN AND RECYCLED CONT[0949001 [0949001]

MATERIAL: SEE CHART

DRAWING NAME: ASM CONN 72 F MTS 0.64 TTS 1.5

DRAWING NUMBER: 35608257

SIZE	SCALE	FRAME NO	SHEET NO	STG	REV	N/P
A0	2:1	1 OF 1	1 OF 1	R	01	-

Upert: 1_KP35_000852227_C0241_GPD.pvz, Date: 25-Sep-23 Time: 09:48:28