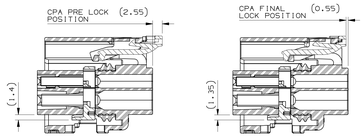

TPA PRE-LOCK POSITION
DELIVERY CONDITION

TPA LOCKED POSITION

SECTION A - A

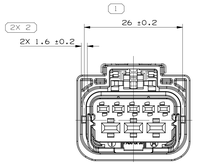

CODE A

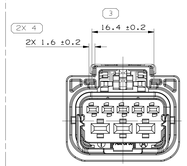

CODE B

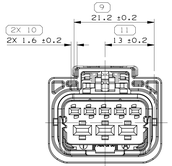

CODE C

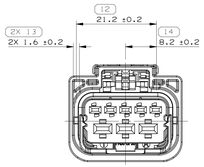

CODE D

SYMBOL DEFINITION		MISSING SYMBOLS
A DIMENSION WITHOUT AN INSPECTION REPORT SYMBOL ⬭ DOES NOT REQUIRE INSPECTION. IT MAY BE CONTROLLED ON THE INDIVIDUAL COMPONENT DRAWING.	TOTAL NO OF INSPECTIONS REQUIRED: 18	NO MISSING SYMBOL NUMBER
	LAST NO. USED: 14	

DWG STATUS					ZONE	REVISION HISTORY	AUTH	DR	APVD1	APVD2
DATE	STG	REV	N/P	CHG						
21AP15	R	01	-			INITIAL RELEASE			KBK	PJH

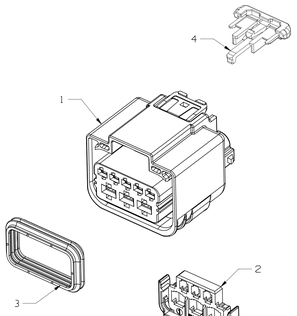

EXPLODED VIEW WITH CPA
SCALE 2:1

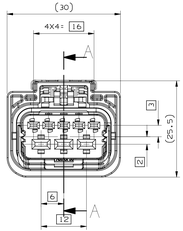

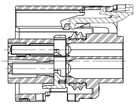

SECTION N-N

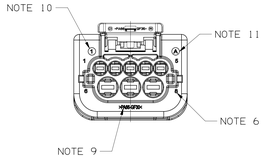

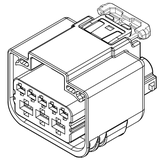

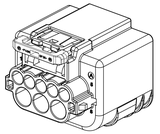

ISOMETRIC VIEW
SCALE 2:1

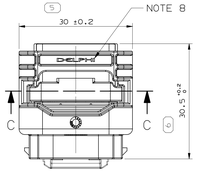

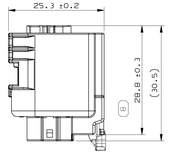

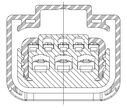

SECTION C-C

NOTES:
1.TOLERANCE ON: DIN ISO 2768(m)
2.MAXIMUM TEMPERATURE CLASS;
CLASS III(125°C)
3.TEST METHOD PER
ES91500-00
4.CONNECTOR MAY BE USED WITH
THE FOLLOWING TERMINALS;
MVL DCK1.5, DCK2.8
5.ANNUAL QUALITY REQUIREMENTS;
IT IS PERMISSIBLE TO PERFORM
CONTINUOUS CONFORMANCE
PER MVL SPECIFICATION
6.CAVITY NUMBER
7.DATE CLOCK
8.DELPHI_LOGO
9.MATERIAL
10.MOLD CAVITY NUMBER
11.REVISION INDEX

ASSOCIATED PARTS

FEMALE TERMINAL		PART NO	WIRE SIZE (mm²)	TYPE	PART NO	WIRE SIZE (mm²)	TYPE
DCK 1.5	Sn PLATED	6 000 20 11	0.2~0.35	0.6X1.5		0.2~0.35	0.6X1.5
DCK 1.5	Au PLATED	6 000 20 14		0.6X1.5			0.6X1.5
DCK 1.5	Sn PLATED	6 000 20 31	0.5	0.6X1.5		0.5	0.6X1.5
DCK 1.5	Au PLATED	6 000 20 34		0.6X1.5			0.6X1.5
DCK 2.8	Sn PLATED	6 001 37 41	1.0~2.0	0.8X2.8		1.0~2.0	0.8X2.8
DCK 2.8	Au PLATED	6 001 37 44		0.8X2.8			0.8X2.8
DCK 2.8	Sn PLATED	6 001 37 31	0.5~1.0	0.8X2.8		0.5~1.0	0.8X2.8
DCK 2.8	Au PLATED	6 001 37 34		0.8X2.8			0.8X2.8
DCK 1.5mm SWS (RED)		F310400	0.3~0.35	INSUL Ø1.2~1.5MM		0.3~0.35	INSUL Ø1.2~1.5MM
DCK 1.5mm SWS (GREY)		F410400	0.5~1.0	INSUL Ø1.6~1.9MM		0.5~1.0	INSUL Ø1.6~1.9MM
DCK 2.8mm SWS (BLUE)		F510400	0.5~0.85	INSUL Ø1.6~1.9MM		0.5~0.85	INSUL Ø1.6~1.9MM
DCK 2.8mm SWS (RED)		F610400	1.0~2.0	INSUL Ø2.0~2.7MM		1.0~2.0	INSUL Ø2.0~2.7MM
CAVITY PLUG FOR DCK1.5 TERMINAL		33402443	CAVITY PLUG FOR DCK1.5mm TERMINAL			CAVITY PLUG FOR DCK1.5mm TERMINAL	
CAVITY PLUG FOR DCK2.8 TERMINAL		6 099 40 07	CAVITY PLUG FOR DCK2.8mm TERMINAL			CAVITY PLUG FOR DCK2.8mm TERMINAL	
DESCRIPTION		DELPHI PART NUMBER			CUSTOMER PART NUMBER		

REF	DESIGNATION	MATERIAL	COLOR	DELPHI P/NO	QTY (DELPHI ASSY. P/N HOUSING: 33179495)	QTY (33179497)	QTY (33195081)	QTY (33195082)
					WITH CPA			
					CODE A	CODE B	CODE C	CODE D
4	FEMALE CPA	PA66 GF35	GRAY	33219398	1	1	1	1
3	INTERFACE SEAL	SILICONE RUBBER	GREEN	33181910	1	1	1	1
2	FEMALE TPA	PA66 GF30	ROYAL BLUE	33181905	1	1	1	1
1	FEMALE HOUSING CODE-D	PA66 GF30	LIGHT GRAY	33195353	X	X	X	1
	FEMALE HOUSING CODE-C	PA66 GF30	BROWN	33195352	X	X	1	X
	FEMALE HOUSING CODE-B	PA66 GF30	GRAY	33181904	X	1	X	X
	FEMALE HOUSING CODE-A	PA66 GF30	BLACK	33181900	1	X	X	X

DIN ISO 2768	Tolerance Class medium (m)						
Linear Dimensions except for broken edges	Permissible deviations for basic size range (mm)						
	0.5 *) up to 3	over 3 up to 6	over 6 up to 30	over 30 up to 120	over 120 up to 400	over 400 up to 1000	over 1000 up to 2000
	±0.1	±0.1	±0.2	±0.3	±0.5	±0.8	±1.2
Broken edges (radii, chamfers)	Permissible deviations for basic size range (mm)						
	0.5 *) up to 3	over 3 up to 6				over 6	
	±0.2	±0.5				±1	
Angular dimensions	Permissible deviations for ranges of lengths, in mm, of the shorter side of the angle concerned						
	up to 10	over 10 up to 50	over 50 up to 120		over 120 up to 400		over 400
	±1°	±0° 30'	±0° 20'		±0° 10'		±0° 5'

*) For nominal sizes below 0.5mm, the deviations shall be indicated adjacent to the relevant nominal size(s).

DIMENSIONAL RANGE (MM)																	
FROM	> 0	> 20	> 30	> 70	>100	>150	>200	>250	>300								
TO	20	30	70	100	150	200	250	300	400								
TOLERANCE UNLESS OTHERWISE SPECIFIED																	
	±0.15	±0.2	±0.3	±0.4	±0.5	±0.6	±0.8	±1	±1.2								
ANGULAR TOLERANCE ±2°																	

A ⟶ LINE DRAWN THROUGH X PART NUMBER INDICATES THAT PHYSICAL PARTS ARE NOT AVAILABLE FOR ORDERING.

PART NUMBERS THAT DO NOT HAVE A LINE PRESENT INDICATE THAT PHYSICAL PARTS ARE AVAILABLE FOR ORDERING.

CONTACT DELPHI SALES TO ASSURE AVAILABILITY OF PARTS.

DWG TYPE: PART DRAWING

STYLE

VOLUME (CM³)

SYSTM CODE: D

UNLESS OTHERWISE SPECIFIED

THIS DOCUMENT IS IN ACCORDANCE WITH ASME Y14.5M-1994 AS AMENDED BY THE IM GLOBAL DIMENSIONING AND TOLERANCING ADDENDUM-2001. SEPARATE PATTERNS OF DIMENSIONS MAY BE GAGED SEPARATELY REGARDLESS OF DATUM REFERENCES.

ALL DIMENSIONS ARE IN MILLIMETERS

REFERENCE

THIRD ANGLE PROJECTION

DO NOT SCALE

USE MATH DATA

NX

DELPHI

DELPHI PACKARD ELECTRICAL/ELECTRONIC ARCHITECTURE
Chennai, India

COPYRIGHT 2015 DELPHI CORPORATION AND/OR ITS AFFILIATES.
ALL RIGHTS RESERVED.

THIS DRAWING IS THE PROPERTY OF DELPHI CORPORATION AND CONTAINS CONFIDENTIAL PROPRIETARY INFORMATION. THE REPRODUCTION, DISTRIBUTION AND UTILIZATION OF THIS DOCUMENT OR ITS RELATED CAD MATH DATA, AS WELL AS COMMUNICATION OF ANY CONTENT TO OTHERS, WITHOUT EXPRESS AUTHORIZATION, IS PROHIBITED.

		DATE
DR		
APVD1	KIM,BEOM-KYU	21AP15
APVD2	PARK,JOO-HYUN	21AP15
APVD3	LEE,MIN-YOUNG	21AP15
APVD4		
APVD5		

SUBSTANCES OF CONCERN AND RECYCLED CONTENT PER DELPHI 1094905I

MATERIAL: SEE TABLE

DRAWING NAME: 8 WAY SEALED CONNECTOR

DRAWING NUMBER: 33182564

SIZE	SCALE	FRAME NO	SHEET NO	STG	REV	N/P
A2x3	2:1	1 OF 2	1 OF 1	R	01	-

DRAWING NUMBER: 33182564

SIZE	SCALE	FRAME NO	SHEET NO	STG	REV	N/P
A2x3	2:1	2 OF 2	1 OF 1	R	01	-

33182564