TPA AND CPA FINAL LOCK POSITION

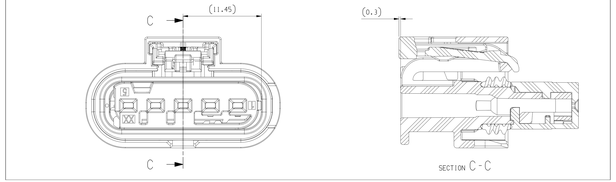

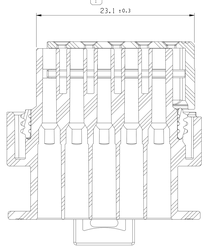

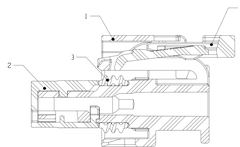

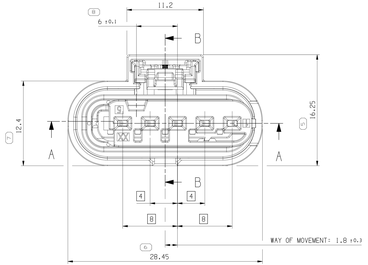

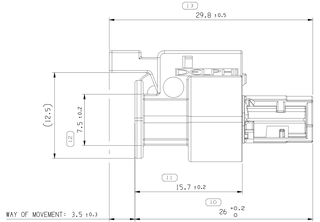

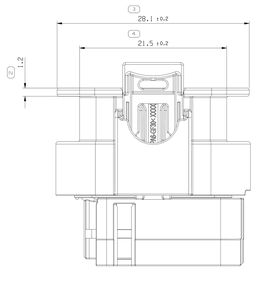

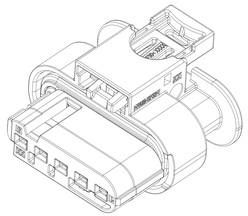

NOTES

1. UNLESS OTHERWISE SPECIFIED AND/OR INDICATED:
   DIMENSIONS ARE TO FACE OF VIEW SHOWN AND AUTOMATICALLY ROUNDED BY COMPUTER FOR INSPECTION (SEE MATH MODEL FOR PRECISE DIMENSIONS). FOR ALL OTHER DIMENSIONS NOT SHOWN BUT REQUIRED FOR TOOL BUILD, SEE MATH MODEL FOR PRECISE TOOL PATH DATA.
2. THIS PART USED IN ASSEMBLY SEE CHART.
3. SUITABLE TERMINAL SYSTEM CTS/MCON/MLK 1.2 LL.
4. MAX. WIRE SIZE RANGE 1.5 MM2. FOR CAVITY- Ø 3.55MM.
5. ASSEMBLY MANUAL REFER TO 35126449_CUST2_501.
6. INTERFACE REFER TO USCAR-EWCAP 120-S-005-1-Z01/Z02.
7. MATING TERMINAL INFORMATION.

TITLE	DPN	WIRE SIZE	PLATING	CABLE SEAL DPN
FEMALE TERMINAL CTS1.2	13959120	0.22-0.35mm2	SN	15327913
	13959141	0.5-0.75 mm2	SN	15327918
	13948568 35555156	1 mm2	SN	15339412
	13959118	0.22-0.35mm2	AG	15327913
	13959121	0.5-0.75 mm2	AG	15327918
	13959139 35555157	1 mm2	AG	15339412
	DPN:33110922 TE PN:7-1452671-3	1.5 mm2	AG	DPN:15273028 TE PN:12287497-1
	13959119	0.22-0.35mm2	AU	15327913
	13959145	0.5-0.75 mm2	AU	15327918
	13959134 35555160	1 mm2	AU	15339412

•ALTERNATIVE TERMINAL SERIES: APTIV CTS 1.2 / TE MCON 1.2 / KOSTAL MLK 1.2

8. COMPLY WITH SAE/USCAR-2 REVISION 7

35834332	FEMALE CONNECTOR ASM	01	A
ASSEMBLY PART NUMBER	ASSEMBLY PART NAME	REV.	CODING

ITEM NO	PAER NUMBER	PART NAME	REV.	MATERIAL AND COLOR
4	35124265	CPA	03	PA6 GF30 HS RED
3	35121514	SEAL	01	ELAS VMQ HI TEAR LIQUID GRA
2	35126437	TPA	03	PLAS PA66 GF33 HS GRA
1	35834326	HOUSING	01	PLAS PA66 GF33 HS LT BLU

SYMBOL DEFINITION

A DIMENSION WITHOUT AN INSPECTION REPORT SYMBOL (▭) DOES NOT REQUIRE INSPECTION. IT MAY BE CONTROLLED ON THE INDIVIDUAL COMPONENT DRAWING.

TOTAL NO OF INSPECTIONS REQUIRED: 13

LAST NO. USED: 13

MISSING SYMBOLS: NO MISSING SYMBOL NUMBER

DWG STATUS				ZONE	REVISION HISTORY	AUTH	DR APVD/APVD
DATE	SIZE	REL	PUP	CHG			
05JA23	R	01	-	-1	INITIAL RELEASE	450115	LW SC JZ

DRAWING NUMBER: 35126452
A1x3 | SCALE 5:1 | FRAME NO 2 OF 2 | SHEET NO 1 OF 1 | STS R | REV 01 | CUST -

(A) LINE DRAWN THROUGH A PART NUMBER INDICATES THAT PHYSICAL PARTS ARE NOT AVAILABLE FOR ORDERING.
PART NUMBERS THAT DO NOT HAVE A LINE PRESENT INDICATE PARTS THAT ARE AVAILABLE FOR ORDERING.
CONTACT APTIV SALES TO ASSURE AVAILABILITY OF PARTS.

DWG TYPE: PART DRAWING
STYLE:
VOLUME (CM³):
SYSTEM SIZE: D

UNLESS OTHERWISE SPECIFIED
THIS DOCUMENT IS IN ACCORDANCE WITH ASME Y14.5M-1994 UNLESS OTHERWISE SPECIFIED. GENERAL TOLERANCING PER ASME Y14.5M-1994. GEOMETRIC TOLERANCING MODIFIERS (GD&T) SEPARATE PATTERNS OF FEATURES, MAY BE SHOWN SEPARATELY REGARDLESS OF DATUM REFERENCES.

ALL DIMENSIONS ARE IN MILLIMETERS

(10) PROCESS SENSITIVE DIMENSION

DIMENSIONS ENCLOSED IN ( ) INDICATE REFERENCE DIMENSIONS AND NO TOLERANCE UNLESS OTHERWISE STATED.

DIMENSIONAL RANGE (MM)

FROM	> 0.5 TO 6	> 6 TO 30	> 30 TO 120	> 120 TO 400	> 400 TO 1000	> 1000 TO 2000	> 2000 TO 4000
TOLERANCE UNLESS OTHERWISE SPECIFIED	±0.1	±0.2	±0.3	±0.5	±0.8	±1.2	±1.6

ANGULAR TOLERANCE ±1°

FIRST ANGLE PROJECTION

DO NOT SCALE — USE MATH DATA

NX

DELPHI
CONNECTION SYSTEMS
Wuhu, China
COPYRIGHT 2024 DELPHI CORPORATION AND/OR ITS AFFILIATES. ALL RIGHTS RESERVED.
THIS DRAWING IS THE PROPERTY OF DELPHI CORPORATION AND/OR ITS AFFILIATES AND SHALL NOT BE USED, COPIED, REPRODUCED, DISTRIBUTED AND/OR UTILIZED WITHOUT THE EXPRESS WRITTEN AUTHORIZATION OF DELPHI AS WELL AS COMMUNICATION OF ANY CONTENT TO OTHERS, WITHOUT EXPRESS AUTHORIZATION, IS PROHIBITED.

DR		
APVD1	LUKE WANG	05JA23
APVD2	STEVEN CUI	05JA23
APVD3	JONNY ZHENG	05JA23
APVD4		
APVD5		
MAT	SUBSTANCES OF CONCERN AND PROHIBITED CONTENT PER APTIV STANDARD	
SIZE	SEE CHART	

DRAWING NAME: ASM CONN 5 F CTS 120 BLU LT SLD

DRAWING NUMBER: 35126452
A1x3 | SCALE 5:1 | FRAME NO 1 OF 2 | SHEET NO 1 OF 1 | STS R | REV 01 | CUST -

3 1 SEP 25

Plotted: 05-Jan-24 11:44:19 By: LWANG1 Drawn: 05-Jan-24 11:44:19 By: LWANG1 Saved: 05-Jan-24 11:44:19 By: LWANG1 Path: C:\Users\LWANG1\Desktop\35126452_01.dwg