CUSTOMER DRAWING

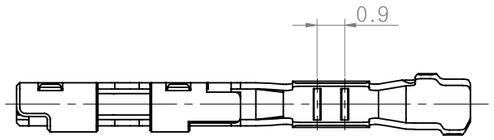

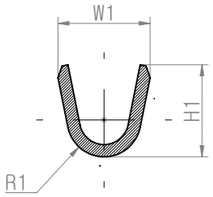

SECTION A-A(10/1)

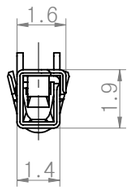

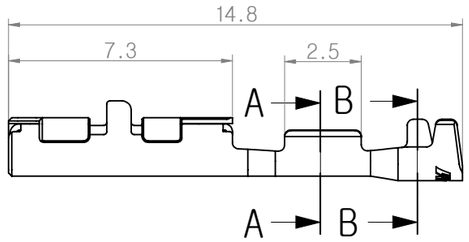

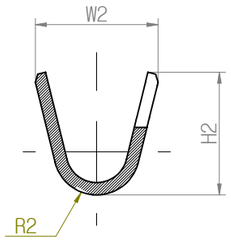

SECTION B-B(10/1)

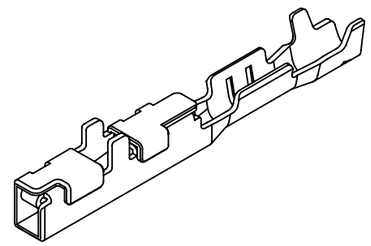

ISO-VIEW

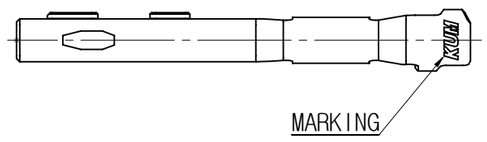

- NOTE -

1. BEFORE USING, CHECK THE HARMFUL CRACK, BURR, ETC.
2. GENERAL TOLERANCE - SEE BELOW
3. MARKING & CAV.NO. BY AS A GENERAL RULE OF KUM
4. Au-Plated PARTS.(OPTIONAL Au-Plated CASE)
5. APPLICATION CONNECTOR : MMCII SERIES CONN. RECEP.
6. APTIV Drawing No : 35357120 △1

APPLICABLE WIRE RANGE	R2	R1	W2	W1	H2	H1	FINISH	KUM PART NAME	KUM P/No.	APTIV P/No. △1	MATERIAL
AVSS 0.3~0.5sq CIVUS 0.35~0.5sq	0.75	0.4	2.8 △A	2.0	2.9 △A	2.0	Au	TERMINAL MMCII-F-S-Au	TK196-00110	35298384	COPPER ALLOY(t=0.2)
CHFUS 0.22sq	0.55	0.4	2.0	1.5	2.0	1.5	Au	TERMINAL MMCII-F-SS-Au	TK196-00410	35298386	COPPER ALLOY(t=0.2)
AVSS 0.3~0.5sq CIVUS 0.35~0.5sq	0.75	0.4	2.8	2.0	2.9	2.0	Sn	TERMINAL MMCII-F-S	TK196-00100	35298383	COPPER ALLOY(t=0.2)
CHFUS 0.22sq	0.55	0.4	2.0	1.5	2.0	1.5	Sn	TERMINAL MMCII-F-SS	TK196-00400	35298385	COPPER ALLOY(t=0.2)

TABLE

GENERAL TOLERANCE									
	10MAX	30MAX	50MAX	70MAX	100MAX	120MAX	250MAX	250VR	ANGLE
A	±0.15	±0.2	±0.3	±0.4	±0.5	±0.75	±0.9	±1.4	±30'

THIRD ANGLE PROJECTION	A	5/1(10/1)	JJS	JJS	KDK	CJW
	TOLERANCE	SCALE	DESIGN	DRAWN	CHECKED	APPROVED

APVD	DATE	NOTE No.	SYM	ALTERATION	DWN
	19.07.09	-	△1	ADDED APTIV P/No.	JJS
CJW	17.11.22	E017-0445	△A	CHANGE INSULATION BARREL	JJS
CJW	16.12.06	E016-0448	△-	RELEASED	JJS

DRAWING NAME TERMINAL MMCII-F-SS

DRAWING No. TK196-00400-C01

APTIV