DO NOT SCALE
NICHT MASSSTAEBLICH

UNWIND DIRECTION
SPULRICHTUNG

SYMBOL DEFINITION		
A DIMENSION WITHOUT AN INSPECTION REPORT SYMBOL ⬭ DOES NOT REQUIRE INSPECTION. IT MAY BE CONTROLLED ON THE INDIVIDUAL COMPONENT DRAWING.	TOTAL NO OF INSPECTIONS REQUIRED	46
MASSE OHNE POSITIONSNUMMER ⬭ SIND HILFSMASSE UND WERDEN AUF DER EINZELTEILZEICHNUNG POSITIONIERT.	LAST NO. USED	34

MISSING SYMBOLS
NO MISSING SYMBOL NUMBER

K	L_{MS} ±0.7	L_3 ±0.3	L_2 ±0.3	L_1 ±0.3	H_2 ±0.4	H_1 ±0.4	B_2 ±0.4	B_1 ±0.4	CRIMP-VERSION	CROSS-SECTION QUERSCHNITT [MM²]
6	35.80	13.00	2.50	6.70	11.60	10.23	12.05	9.18	6	13.00 - 16.00

	MASS MASSE [GX]	CABLE LEITUNG Ø [MM]	CROSS-SECTION QUERSCHNITT [MM²]	CRIMP-VERSION	CODING KODIERUNG	MARKING KENNUNG 5	PLATING BESCHICHTUNG CONTACT-INTERFACE KONTAKT-BEREICH	PLATING BESCHICHTUNG MINIMUM µM CRIMP	GAP SPALT G ±0.1	PART-NO. TEILE-NR.	REV 6	DATE DATUM
SEALABLE	NA	6.14 - 7.20	13.00 - 16.00	6	3	6A1	SNAG 1.2	SNAG 1.2	0.50	NA	01	29SE22
						6B1	AG 3; OVER NI 1	SN 1.2		35708759	01	29SE22
						6A2	SNAG 1.2	SNAG 1.2	0.90	NA	01	29SE22
						6B2	AG 3; OVER NI 1	SN 1.2		35708760	01	29SE22

DWG STATUS DATE	STG	REV	N/P	CHG	ZONE	REVISION HISTORY	AUTH	DR	APVD 1	APVD 2
29SE22	R	01				INITIAL RELEASE/ FREIGABE	449469	LHQ	CYB	JZ

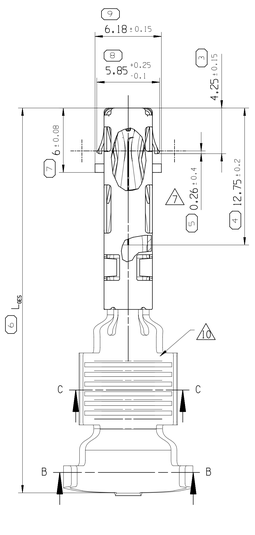

CODING 3

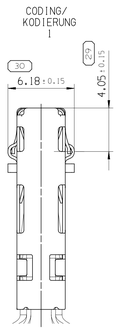

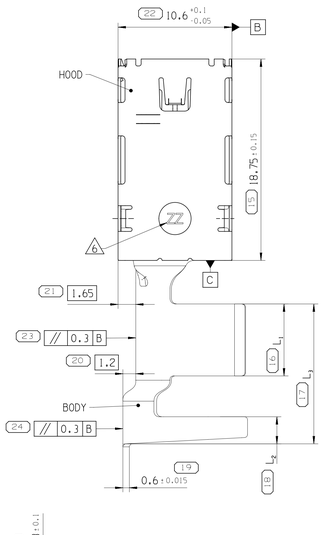

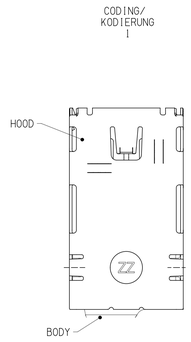

FIT AND FUNCTION SEALED, DO NOT SCALE
ANSCHLAGBILD WASSERDICHT, NICHT MASSSTAEBLICH

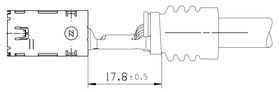

CODING 2

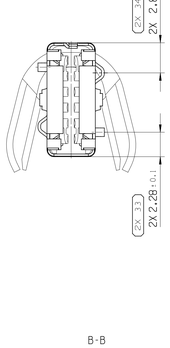

CODING 1

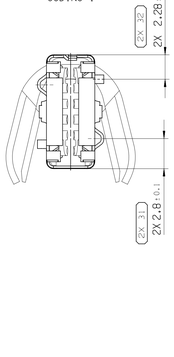

CRIMP-VERSION 4; 5 (REFENENCE)
MISSING DIMENSIONS SEE VERSION 1

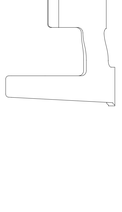

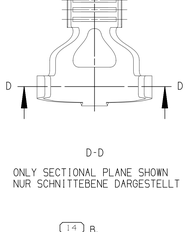

D-D
ONLY SECTIONAL PLANE SHOWN
NUR SCHNITTEBENE DARGESTELLT

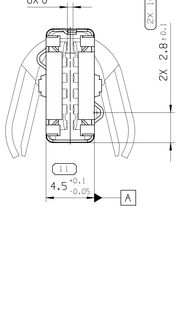

C-C
ONLY SECTIONAL PLANE SHOWN
NUR SCHNITTEBENE DARGESTELLT

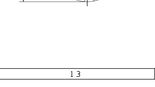

B-B
ONLY SECTIONAL PLANE SHOWN
NUR SCHNITTEBENE DARGESTELLT

ALL CRIMP-VERSION
BOTTOM VIEW OF INSULATION CRIMP BLANK VIEW
ANNOTATION RECESSED MAX 0.1 MM

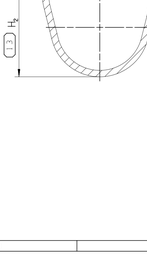

NOTES
BEMERKUNGEN

1 DIMENSIONS / MASSE — MM
2 MATING TAB / STECKERBREITE — 9.5± 0.1 MM
25 1 MANUFACTURER MARKING / HERSTELLER-KENNZEICHNUNG — BIO
26 4 MANUFACTURING-DATE: YEAR/ WEEK / FERTIGUNGS-DATUM: JAHR/ WOCHE — WWYY — BIO
27 5 VARIATION MARKING / AUSFUEHRUNGS-KENNZEICHNUNG — BIO; M5
28 6 PART-REVISION / TEILE-REVISION — ZZ — G9; M6
7 CONTACT POINT / KONTAKT PUNKT — HI3; EI3; M5
8 BODY-MATERIAL / KONTAKTKOERPER-MATERIAL — CUCRTISI; C18070; P530
9 HOOD-MATERIAL / UEBERFEDER-MATERIAL — X10CRNI18B; RI300
10 NUMBER OF SERRATION COININGS / ANZAHL RILLENPRAEGUNGEN — K — F12; D7
19 PRINT SHOWS CODING 3, EXCEPT AS SHOWN / ZEICHNUNG ZEIGT KODIERUNG 3; AUSNAHMEN WIE DARGESTELLT

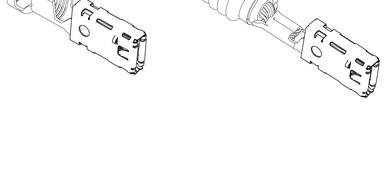

SURVEY INSTRUCTION, PRUEFANWEISUNG

FEATURES MARKED BY SYMBOLS BELOW
TO BE INSPECTED AS SPECIFIED

MIT FOLGENDEN SYMBOLEN MARKIERTE MERKMALE
MUESSEN WIE SPEZIFIZIERT GEPRUEFT WERDEN

CONTROL DIMENSION, PRUEFMASS:

CHARACTERISTIC, EIGENSCHAFT:

DIM TO CHECK / PRUEFMASSE
DIM FOR HELP / HILFSMASSE
THEORETIC DIM / THEORE. MASSE

A LINE DRAWN THROUGH A PART NUMBER INDICATES THAT PHYSICAL PARTS ARE NOT AVAILABLE FOR ORDERING.

PART NUMBERS THAT DO NOT HAVE A LINE PRESENT INDICATE THAT PHYSICAL PARTS ARE AVAILABLE FOR ORDERING.

CONTACT APTIV SALES TO ASSURE AVAILABILITY OF PARTS.

MIT EINER LINE DURCHGESTRICHENE PART-NR GEKENNZEICHNET DASS DIESE PART-NR NICHT BESTELLT WERDEN KANN

PART-NR. DIE KEINE LINE ZEIGEN, KENNZEICHNEN, DAS TEILE ZUR BESTELLUNG VERFUEGBAR SIND

FUER VERFUEGBARKEIT DER PARTS DEN EINKAUF VON APTIV KONTAKTIEREN

R 0.1 MAX
R 0.2 MAX
SHARP CORNER TOLERANCE

DIMENSIONAL RANGE (MM) FROM	TO	CHART D > 12
0	12	±0.1
TOLERANCE UNLESS OTHERWISE SPECIFIED		±0.2
ANGULAR TOLERANCE ±2°		

DWG TYP: PART DRAWING
WEIGHT (GR): SEE CHART
VOLUME (CM³): N/A
ROUTING: 35716863-CUS01-S01
DISTR CODE: D
UNLESS OTHERWISE SPECIFIED

GENERAL TOLERANCES ACCORDING TO:
SEE CHART D

GD&T ACCORDING TO:
ISO 1101

REFERENCE

FIRST ANGLE PROJECTION

DO NOT SCALE
USE MATH DATA

NX

•APTIV•

CONNECTION SYSTEMS
Anting, China

COPYRIGHT 2022 APTIV. ALL RIGHTS RESERVED.

THIS DRAWING IS THE PROPERTY OF APTIV AND CONTAINS APTIV CONFIDENTIAL INFORMATION. THE REPRODUCTION, DISTRIBUTION AND UTILIZATION OF THIS DOCUMENT OR ITS RELATED CAD MATH DATA, AS WELL AS COMMUNICATION OF ANY CONTENT TO OTHERS, WITHOUT EXPRESS AUTHORIZATION, IS PROHIBITED.

DIESE ZEICHNUNG IST EIGENTUM DER FIRMA APTIV UND ENTHAELT APTIV VERTRAULICHE INFORMATIONEN. DIE REPRODUKTION, VERTEILUNG UND NUTZUNG DIESES DOKUMENTES ODER DEREN ZUGEHOERIGEN CAD DATEN, ODER AUCH ALS KOMMUNIKATION VON BELIEBIGEN INHALT ZU ANDEREN, IST OHNE BERECHTIGUNGSPRUEFUNG DURCH DIE APTIV UNZULAESSIG

		DATE
DR	LIU HANQING	29SE22
APVD1	CUI YIBIN	29SE22
APVD2	JONNY ZHENG	29SE22
APVD3		
APVD4		
APVD5		

SUBSTANCES OF CONCERN AND RECYCLED CONTENT PER APTIV 1094900I
POTENTIEL GEFAEHRLICHE STOFFE UND RECYKLATANTEIL
GEMAESS APTIV 1094900I

MATERIAL: SEE CHART

DRAWING NAME: CTS 9.5 FEMALE TERMINAL
KONTAKT-BUCHSE

DRAWING NUMBER: 35716863

SIZE	SCALE	FRAME NO	SHEET NO	STG	REV	N/P
A0	5:1	1 OF 1	1 OF 1	R	01	

User: CYB
Date: 30-Nov-23 Time: 19:00:30
Drawing: 35716863-CUS01-S01.dwg
Sheet: 1 of 1