64 WAY CODINGS

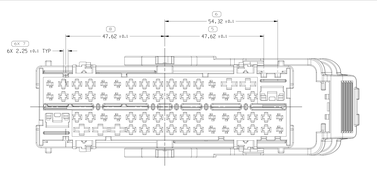

CODE A LEFT

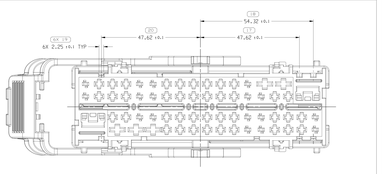

CODE A RIGHT

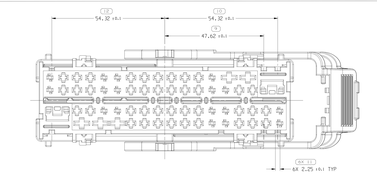

CODE B LEFT

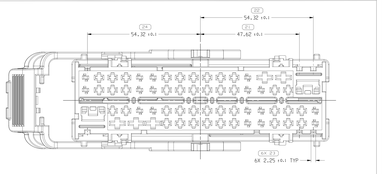

CODE B RIGHT

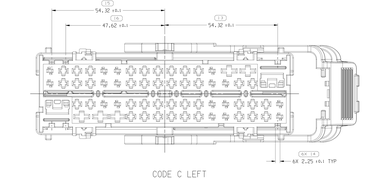

CODE C LEFT

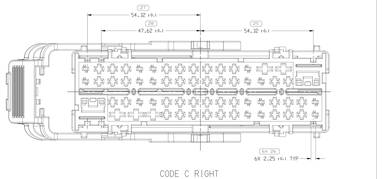

CODE C RIGHT

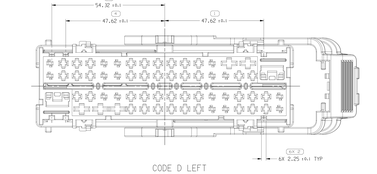

CODE D LEFT

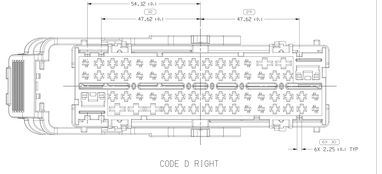

CODE D RIGHT

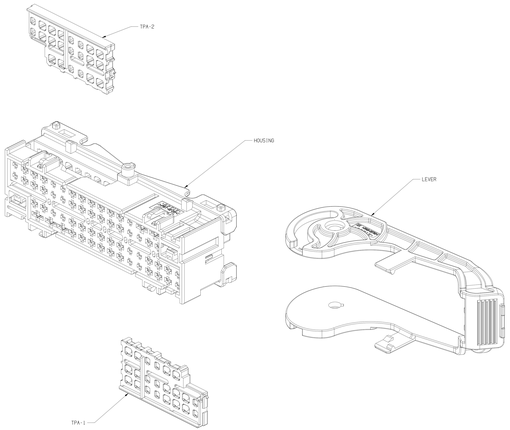

EXPLODED VIEW
35484291

TERMINAL SIZE	TERMINAL TYPE	PART NUMBER	WIRE SIZE (MM²)	PLATING
1.5	CTS 150 F	1543233 / 1321535	1.0-1.5	Sn
		1543229 / 1321534	0.5-1.0	
		1543227 / 1321535	0.22-0.35	
2.8	CTS 280 F	1941933	3.0-4.0	Sn
		1457849	1.5-2.5	
		1457848	0.5-1.0	
		1457847	0.22-0.35	
6.3	CTS 630 F	1976102	> 4.0-6.0	Sn
		1976101	> 2.5-4.0	
		1976100	1.5-2.5	
		1976099	0.5-1.0	
		1976098	0.35	
9.5	YPT 950 F	7116-5625-02	>6.0	Sn
		7116-7570-02	4.0-6.0	

SYMBOL DEFINITION

A DIMENSION WITHOUT AN INSPECTION REPORT SYMBOL (*) DOES NOT REQUIRE INSPECTION. IT MAY BE CONTROLLED ON THE INDIVIDUAL COMPONENT DRAWING.

TOTAL NO. OF INSPECTIONS REQUIRED	77
LAST NO. USED	37

MISSING SYMBOLS
NO MISSING SYMBOL NUMBER

CHG NOTICE					REVISION HISTORY			
ECN	ZONE	REV	STATUS	ZONE		DATE	CHK	DR APV
314283	R	01	-	-	CREATED PART DRAWING	440913	XXX	JAG DRN
317420	R	02	-	-	3D MODEL UPDATED	447461	XXX	JAG ZJ
17M122	R	02	AA	-	F5 DIM.37 TOLERANCE ADDED	447905		JAG ZJ

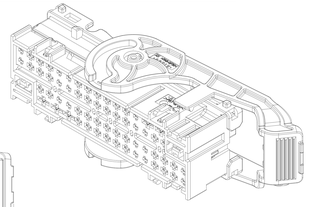

35484291 AS SHOWN

35484291 AS SHOWN

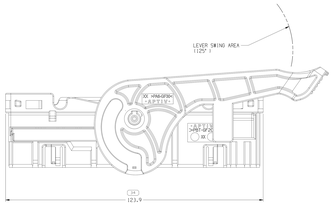

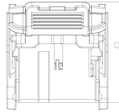

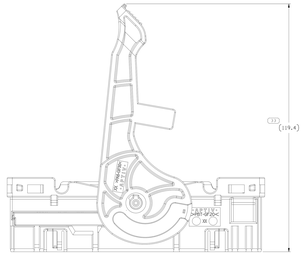

LEVER HIGHEST POSITION

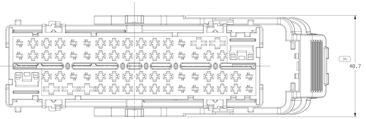

NOTES

1. UNLESS OTHERWISE SPECIFIED AND/OR INDICATED: DIMENSIONS ARE TO FACE OF VIEW SHOWN AND AUTOMATICALLY ROUNDED BY COMPUTER FOR INSPECTION PURPOSES. ALL DIMENSIONS ARE NOMINAL UNLESS OTHER DIMENSIONS NOT SHOWN BUT REQUIRED FOR TOOL BUILD, SEE MATH MODEL FOR PRECISE TOOL PATH DATA
2. MATING ASSY COVER P/N: 35484280
3. MATING INTERFACE P/N: 35484310-CODE1
4. FOR APPLICATION DATA SEE THE INDIVIDUAL APPLICATION DRAWINGS.

35484305	-	02	-	CODE D	RIGHT	35484290	35484275	35484277	35484549	ALL
35484303	-	02	-	CODE C	RIGHT	35484289	35484275	35484277	35484549	ALL
35484297	-	02	-	CODE B	RIGHT	35484288	35484275	35484277	35484549	ALL
35484296	-	02	-	CODE A	RIGHT	35484287	35484275	35484277	35484549	ALL
35484295	-	02	-	CODE D	LEFT	35484290	35484275	35484277	35484295	ALL
35484294	-	02	-	CODE C	LEFT	35484289	35484275	35484277	35484295	ALL
35484292	-	02	-	CODE B	LEFT	35484288	35484275	35484277	35484295	ALL
35484291	-	02	-	CODE A	LEFT	35484287	35484275	35484277	35484295	ALL
PART NO.	STG	REV	STATUS	CODING	WIRING OUT	CONN	TPA-1	TPA-2	LEVER	OPEN CAVITY PATTERN

DRAWING NUMBER
35484309
SCALE 1:2 | SHEET 1 OF 2 | SIZE A1x4 | 211 | REV 01 | 02 AA

THIS DRAWING, THE DESIGN, PARTS OR OTHER DATA CONTAINED THEREIN, MAY BE PROPRIETARY AND CONFIDENTIAL. ANY REPRODUCTION, USE OR DISCLOSURE WITHOUT WRITTEN PERMISSION IS PROHIBITED.
COPYRIGHT APTIV PLC. ALL RIGHTS RESERVED.

PART DRAWING

UNLESS OTHERWISE SPECIFIED
THIS DRAWING IS CONTROLLED TO THE CURRENT ISO/IEC GPS STANDARDS, ALL DIMENSIONS AFTER FINISHING, INCLUDING ALL PLATING, ARE TO BE DETERMINED FROM THE DRAWING.

ALL DIMENSIONS ARE IN MILLIMETERS.

(*) PROCESS SENSITIVE DIMENSION

DIMENSION ENCLOSED IN A PROCESS SENSITIVE BUBBLE MUST BE CONTROLLED DURING MANUFACTURING.

DIMENSIONAL TOLERANCES UNLESS OTHERWISE SPECIFIED				
FOR 0.5 TO 3	3 TO 6	6 TO 30	30 TO 120	120 TO 315
±0.1	±0.2	±0.3	±0.5	±0.8

ANGULAR TOLERANCE: ±1°
SURFACE ROUGHNESS: 1.6 µm

THIRD ANGLE PROJECTION

ISO NOT ASME Y14.5M

APTIV

CONNECTION SYSTEMS
Shanghai, CHINA
COPYRIGHT 2020 APTIV. ALL RIGHTS RESERVED.

THIS DRAWING, THE DESIGN, PARTS OR OTHER DATA CONTAINED THEREIN, MAY BE PROPRIETARY AND CONFIDENTIAL. ANY REPRODUCTION, USE OR DISCLOSURE WITHOUT WRITTEN PERMISSION IS PROHIBITED. ALL RIGHTS RESERVED.

		DATE
DRAWN	W.KAYUSTUTHAN	21NOV20
CHKD	HANDING LIU	21NOV20
APPD	HUANG JUSTIN	21NOV20
MFG APPD		
QUALITY APPD		

CONFIDENTIALITY OF CONTENTS AND INTELLECTUAL PROPERTY RIGHTS

SEE INDIVIDUAL PART DRAWING

TAXI CONN 64 F 9.5 CUST
CTS 150 280 630

DRAWING NUMBER
35484309
SCALE 1:2 | SHEET 1 OF 2 | SIZE A1x4 | 211 | REV 01 | 02 AA

32484309

THIS DRAWING, THE DESIGN, PARTS OR OTHER DATA CONTAINED THEREIN, MAY BE PROPRIETARY AND CONFIDENTIAL. ANY REPRODUCTION, USE OR DISCLOSURE WITHOUT WRITTEN PERMISSION IS PROHIBITED. ALL RIGHTS RESERVED.