SYMBOL DEFINITION		
A DIMENSION WITHOUT AN INSPECTION REPORT SYMBOL DOES NOT REQUIRE INSPECTION. IT MAY BE CONTROLLED ON THE INDIVIDUAL COMPONENT DRAWING.	TOTAL NO OF INSPECTIONS REQUIRED	32
	LAST NO. USED	21

MISSING SYMBOLS
NO MISSING SYMBOL NUMBER

DWG STATUS					ZONE	REVISION HISTORY	AUTH	DR	APVD	APVD
DATE	SUB	REL	N/P	CHG						
15NOV23	R	01	-	-	-	RELEASED PART DRAWING	562294	MLM	MLM	TM
10JAN24	R	02	-	-	-	ALL PARTS - REVISED "ASSEMBLY TO BE TESTED" NOTE AND DISTR CODE WAS L	562737	AGC	AGC	TM
06FEB24	R	03	-	-	-	ALL PARTS - ADDED DETAIL A, SLEEVE BUSHING DIM, AND PROCESS SENSITIVE DIM	563232	MLM	MLM	TM
22MAR24	R	04	-	-	-	35875679 - RELEASED AS TYPE 101; 35875680 - RELEASED AS TYPE 102; 35831578 - REVISED TO TYPE 103; 35831579 - REVISED TO TYPE 104; AND ADDED Z DIMS	563702	TH	TH	TM
22MAY24	R	05	-	-	-	ALL PARTS - DIM 19 WAS +0.2/-0.1	564348	ES	ES	TV
31JUL24	R	06	-	-	-	35875679 - UPDATED PART AVAILABILITY (WAS NOT AVAILABLE)	565066	JOO	ESO	TAV
18AUG24	R	07	-	-	-	35831578, 35831579 - OBSOLETE; ALL ACTIVE PARTS - ADDED STATUS COLUMN TO CHART	564595	MLM	MLM	TAV

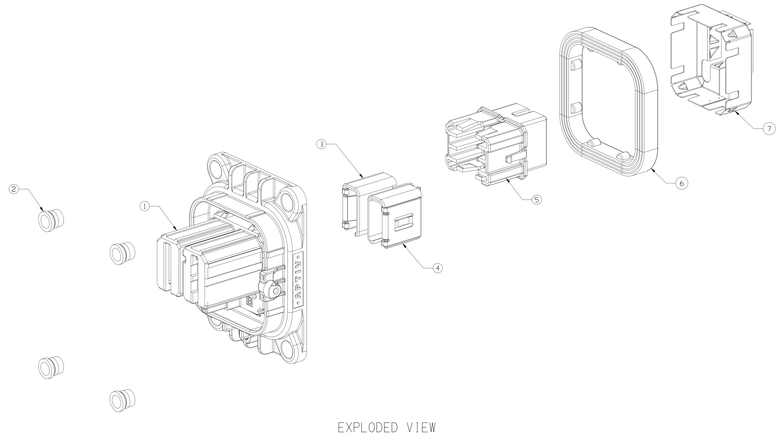

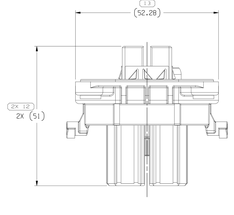

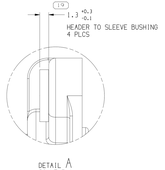

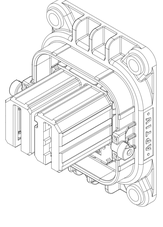

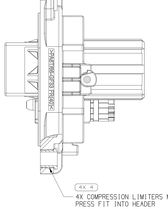

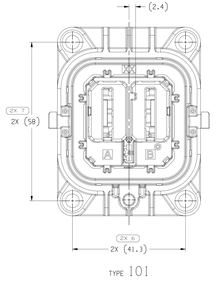

TYPE 101

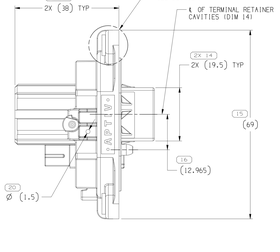

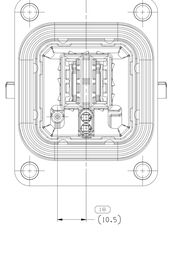

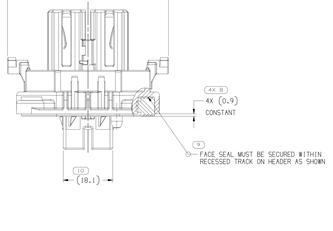

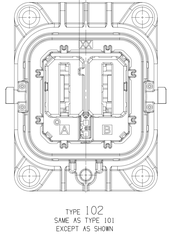

TYPE 102
SAME AS TYPE 101
EXCEPT AS SHOWN

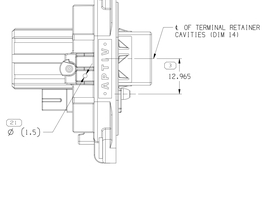

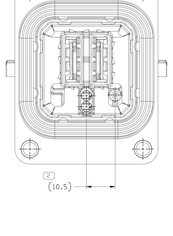

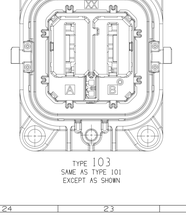

TYPE 103
SAME AS TYPE 101
EXCEPT AS SHOWN

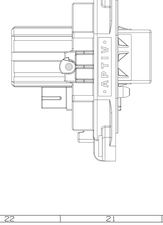

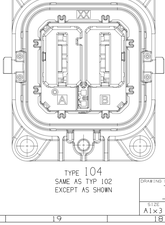

TYPE 104
SAME AS TYPE 102
EXCEPT AS SHOWN

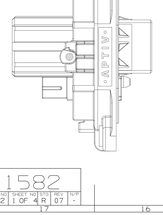

35875680	01	AB	102		35873524	33211751	35688700	35688701	35688717	35688725	35764706
35875679	01	AB	101		35873523	33211751	35688700	35688701	35688717	35688725	35764706
35831578	01	AE	104	OBSOLETE	35831574	33211751	35688700	35688701	35688717	35688725	35764706
35831578	01	AE	103	OBSOLETE	35831573	33211751	35688700	35688701	35688717	35688725	35764706
PART NO	REV	N/P	TYPE	STATUS	1 - HEADER	2 - SLEEVE BUSHING (QTY 4)	3 - DCT1400 F TERMINAL ASSEMBLY "A"	4 - DCT1400 F TERMINAL ASSEMBLY "B"	5 - TERMINAL RETAINER	6 - FACE SEAL	7 - HEADER SHIELD

DRAWING NUMBER						
35831582						
A1x3	SCALE 2:1	FRAME NO 2 OF 2	SHEET NO 1 OF 4	R	REV 07	N/P -

(19) PROCESS SENSITIVE DIMENSION

DIMENSIONS ENCLOSED IN ( ) INDICATE REFERENCE DIMENSIONS AND NO TOLERANCE NOTED ARE STANDARDS.

DIMENSIONAL RANGE (MM)									
FROM	0.0	6.3	2.00	6	30	>10	>100	>200	>300
TO	6.3	30	6	10	100	100	200	300	500
TOLERANCE UNLESS OTHERWISE SPECIFIED									
+0.25	+0.5	+0.1	+0.2	+0.3	+0.5	+0.8	+1	+1.2	+1.5
ANGULAR TOLERANCE ±0°									

THIRD ANGLE PROJECTION

DO NOT SCALE
USE MATH DATA

NX

•APTIV•

CONNECTION SYSTEMS
WARREN, OH

COPYRIGHT 2023 APTIV. ALL RIGHTS RESERVED.

THIS DRAWING IS THE PROPERTY OF APTIV AND CONTAINS APTIV CONFIDENTIAL INFORMATION. THE RECEIPT OF THIS DOCUMENT OR ITS UTILIZATION OF THIS DOCUMENT OR ITS RELATED DATA WITH DATA, NO WILL BE COMMUNICATION OF ANY CONTENT TO OTHERS, WITHOUT EXPRESS AUTHORIZATION, IS PROHIBITED.

		DATE
DR		
APVD1	M. MELLOTT	15NOV23
APVD2	M. MELLOTT	15NOV23
APVD3	T. MORGAN	15NOV23
APVD4		
APVD5		

SUBSTANCES OF CONCERN AND RECYCLED CONTENT(PRIVOS) (SAMPLE)

SEE CHART

ALL DIMENSIONS ARE IN MILLIMETERS

REFERENCE

DRAWING NAME
TAXI CONN 4 F H/VOLTAGE SLD

DRAWING NUMBER						
35831582						
A1x3	SCALE 2:1	FRAME NO 1 OF 2	SHEET NO 1 OF 4	R	REV 07	N/P -

NOTES

1. UNLESS OTHERWISE SPECIFIED AND/OR INDICATED: DIMENSIONS ARE TO FACE OF VIEW SHOWN AND AUTOMATICALLY ROUNDED BY COMPUTER FOR INSPECTION (SEE MATH MODEL FOR PRECISE DIMENSIONS). FOR ALL OTHER DIMENSIONS NOT SHOWN BUT REQUIRED FOR TOOL BUILD, SEE MATH MODEL FOR PRECISE TOOL PATH DATA.
2. PARTS TO BE FREE OF DUST, CARDBOARD FIBER, LOOSE METAL SLIVERS, OR ANY PARTICULATE THAT MAY CAUSE FIT OR FUNCTION CONCERNS.
3. PARTS TO BE PACKAGED IN COMPARTMENTAL CONTAINERS OR TRAYS AND BE PACKED IN PLASTIC BAGS, OR THE SHIPPING CONTAINER TO BE LINED WITH PLASTIC LINERS. BAG OR LINERS TO BE SEALED TO AVOID FORIEGN MATTER.
4. ASSEMBLY TO BE LEAK TESTED PER ES-A-755.
5. THIS PRODUCT IS NOT CATEGORIZED AS APPEARANCE ITEM, MINOR IMPERFECTIONS THAT DO NOT AFFECT FIT, FORM, OR FUNCTION OF PART ARE PERMISSIBLE.
6. ASSEMBLY TO BE TESTED TO WITHSTAND ELECTRICAL HI-POT TEST OF 3000 VOLTS(AC) FOR 10 SECONDS FROM POWER TERMINAL TO POWER TERMINAL AND BOTH POWER TERMINALS TO SHIELD.
7. CONNECTOR DESIGNS PROVIDE THE FOLLOWING MINIMUM CREEPAGE DISTANCES, WHEN MATED, AS ASSESSED PER IEC-60664 WITH MB101 (POLLUTION DEGREE 3, MATERIAL GROUP III):
   MATED MINIMUM HV TERMINAL TO HV TERMINAL: 13.16mm.
   MATED MINIMUM HV TERMINAL TO SHIELD: 6.3mm.
   MATED MINIMUM HV TERMINAL TO HVIL SHUNT: 6.55mm
   THE SHUNT IS AN OPTION NOT INCLUDED IN THE ASSEMBLIES LISTED ON THIS PRINT.
8. RECOMMENDED FASTENER TIGHTENING TORQUE IS 2.5Nm OVER-TORQUE AND TORQUE-TO-FAILURE TESTING MUST BE PERFORMED BY DEVICE CASE OR TIER ONE SUPPLIER.
9. SEAL MAY BECOME DISLODGED DURING SHIPPING AND HANDLING. BEFORE ATTACHING ASSEMBLY TO MATING DEVICE OR COVER, OPERATOR MUST MAKE SURE SEAL IS INTACT AND PROPERLY ASSEMBLED AS SHOWN.
10. FOR APPLICATION DATA SEE THE INDIVIDUAL APPLICATION DRAWINGS.

35831582

Date: 2024/08/06 Time: 10:18:11
Sheet: 1 Size: A1x3 Scale: 2:1
Filename: 35831582.DRW
Drawing Name: TAXI CONN 4 F H/VOLTAGE SLD