NOTA *NOTE*	SPECIFICATIONS
1	CONNECTEUR DOIT ETRE CONFORME AU CDC: *FEMALE CONNECTOR ACCORDING TO PSA SPECIFICATION:* 96 238 404 99
2	CONNECTEUR SUIVANT: *FEMALE CONNECTOR ACCORDING TO:* -CLASSE DE TEMPERATURE T3 SELON B217050 REV A *-TEMPERATURE CLASS T3 ACCORDING TO B217050 REV A* -CLASSE DE VIBRATION MOTEUR SELON B217050 REV A *-ENGINE VIBRATOR CLASS ACCORDING TO B217050 REV A* -CLASSE ETANCHEITE 2 SELON B217050 REV A *-SEALING CLASS 2 ACCORDING TO B217050 REV A*
3	CAHIER DE MISE EN OEUVRE CONNECTIQUE: *USER'S MANUAL:* PU 027
4	ALVEOLE SUIVANT: *CAVITY ACCORDING TO* STE: 96 288 230 99
5	CONNECTEUR ET POSITION ALVEOLE CONFORMES AU PLAN D'INTERFACE: *FEMALE CONNECTOR AND CAVITY'S POSITION ACCORDING TO:* 211FT0289 ET/*AND* STE 96 339 622 99
6	CONDUCTEUR SUIVANT/ *WIRE ACCORDING TO:* STE :96 418 794 99
7	CONDITIONNEMENT SUIVANT NORME: *PACKAGING ACCORDING TO STANDARD:* E73 03 150G
8	DIAMETRE DE FILS / *WIRE DIAMETER* MINI=1.40 MAXI=2.80
9	MASSE DU PRODUIT LIVRABLE / *DELIVERY CONNECTOR WEIGHT:* 6g
10	CHARNIERE DE PLAQUETTE ARRIERE ABSENTE OU CASSEE ADMISE *NO WAFER HINGE OR WAFER HINGE BROKEN ALLOWED*
11	DEFAUTS D'ASPECT SUR ZONES NON FONCTIONNELLES ADMIS *VISUAL DEFECTS ON NO FUNCTIONNAL AREAS ALLOWED*

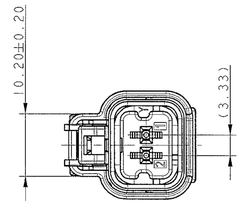

COUPE B - B

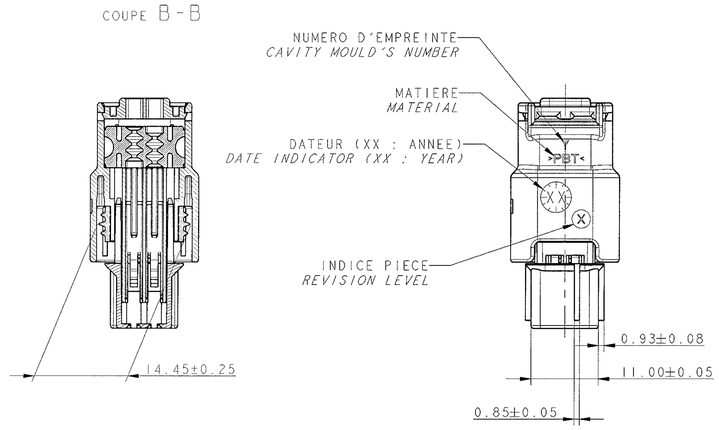

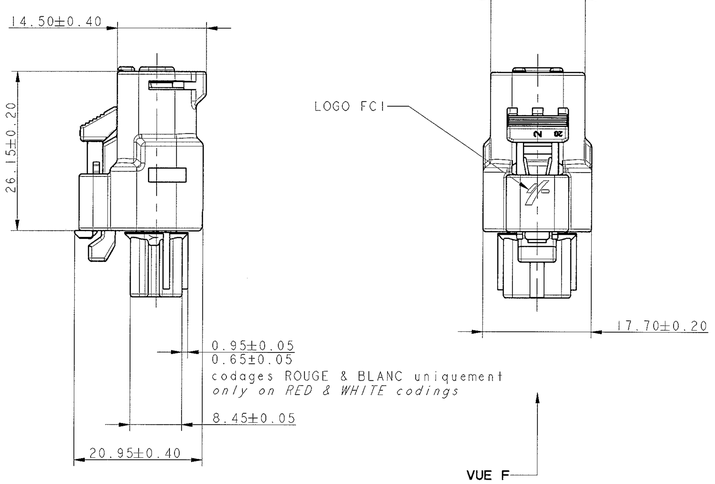

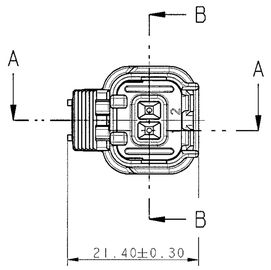

COUPE A - A

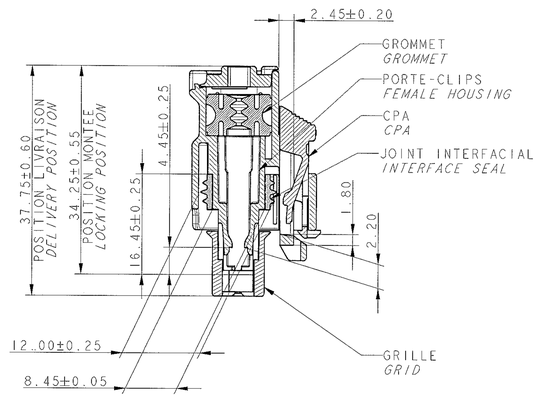

PORTE-CLIPS *FEMALE HOUSING*	211 I 0 057	PBT 0% FV *PBT 0% GF*	NOIR *BLACK*
GRILLE *GRID*	211 M 0 100	PBT 15% FV *PBT 15% GF*	NOIR *BLACK*
	211 M 1 100		MARRON *BROWN*
	211 M 2 100		ROUGE *RED*
	211 M 3 100		ORANGE *ORANGE*
	211 M 4 100		JAUNE *YELLOW*
	211 M 5 100		VERT *GREEN*
	211 M 6 100		BLEU *BLUE*
	211 M 8 100		GRIS *GREY*
	211 M 9 100		BLANC *WHITE*
GROMMET *GROMMET*	211 M 108	SILICONE 30Sh *SILICON 30Sh*	VERT *GREEN*
JOINT INTERFACIAL *INTERFACE SEAL*	211 M 095	SILICONE 50Sh *SILICON 50Sh*	VERT *GREEN*
CPA *CPA*	SICCPPA02YE	PA66 30% FV *PA66 30% GF*	JAUNE *YELLOW*
DESIGNATION *DESCRIPTION*	REFERENCE FCI *FCI'S REFERENCE*	MATIERE *MATERIAL*	COULEUR *COLOUR*

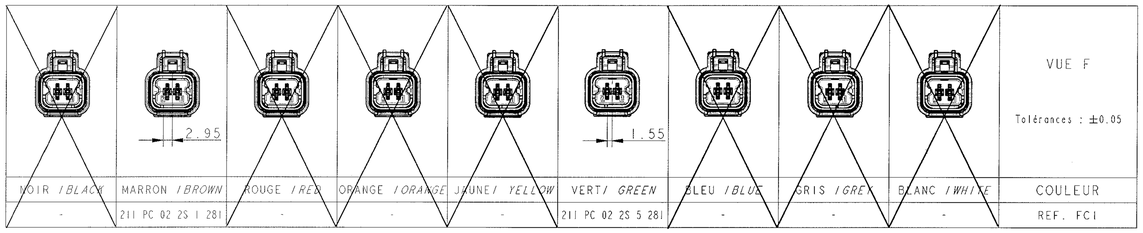

NOIR / *BLACK*	MARRON / *BROWN*	ROUGE / *RED*	ORANGE / *ORANGE*	JAUNE / *YELLOW*	VERT / *GREEN*	BLEU / *BLUE*	GRIS / *GREY*	BLANC / *WHITE*	COULEUR
-	211 PC 02 2S 1 281	-	-	-	211 PC 02 2S 5 281	-	-	-	REF. FCI

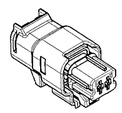

ECHELLE 1:1
SCALE 1

ARCHIVE LE23/03/2004

ANONYME

A 04 013	22/03/04	A00	-	-	LEBRUN	C. A. LEBRUN	V6 QUEHE
			-	-			
			-	-			
			-	-			
			-	CREATION			

ECN-NO. *NUMERO ECR*	DATE *DATE*	REVISION *INDICE*	POSITION *POSITION*	CHANGE DESCRIPTION *MODIFICATION*	DRAWN BY *DESSINE PAR*	CHECKED BY *VERIFIE PAR*	APPROVED BY *APPROUVE PAR*

PRODUCT SPEC. *SPECIF. PRODUIT*: - | PACKAGING SPEC. *SPECIF. EMBALLAGE*: - | APPLICATION SPEC. *SPECIF. APPLICATION*: -

THIS DRAWING AND ALL OTHER INFORMATION CONTAINED THEREIN IS PROPRIETARY AND THE PROPERTY OF FCI. This drawing may not be copied, reproduced or disclosed to any third party without the expressed written permission of FCI. © FCI April 1999

CE PLAN ET LES INFORMATIONS CONTENUES DANS CE PLAN SONT PROPRIETAIRES ET LA PROPRIETE DE FCI. Ce plan ne peut être copié, reproduit ou transmis sans l'autorisation expresse et écrite de FCI. © FCI Avril 1999

TOLERANCES *TOLERANCES*	±0.1 ±2°	MATERIAL - *MATIERE* :	SEE TABLE	SURFACE FINISH *ETAT DE SURFACE*	-
CONTENEUR N. *CONTAINER N°*	-	COLOUR - *COULEUR* :	SEE TABLE		-
DO NOT SCALE DRAWING *NE PAS PRENDRE DE COTES*		TOOL NO. *OUTIL N°*		ECO Loc. Code *CODE B.E.*	FE

	DATE	NAME
DRAWN BY *DESS. PAR*	24/02/04	LEBRUN
CHECKED BY *VERIF. PAR*		
APPROVED BY *APPR. PAR*		

TITLE *DESIGNATION*: MINI SEALED FEMALE CONNECTOR 2-WAY 15 FULL SHROUD WITH CPA

DRAWING NUMBER *REFERENCE PLAN*: 211 FT 0490

ISO PROJECTION *PROJECTION ISO*: 1st ANGLE

DIMENSION IN MILLIMETERS *DIMENSIONS EN MILLIMETRES*: A1

CAD SYSTEM: pro / cad

SHEET *FEUILLE*: 1 of 1 ref

SCALE *ECH.*: 2:1

ECR NO. *NUMERO ECR*: FRA-0920 | CAT. NO. *NUMERO CAT.*: 211PC022SX281 | FILE NAME *NOM DE FICHIER*: 211FT0490

EUR P10 16 F28