COVER ASM WITHOUT CPA
PN:13958012

COVER ASM WITH CPA
PN:13955045

COVER ASM WITHOUT CPA
PN:13958013

COVER ASM WITH CPA
PN:13955048

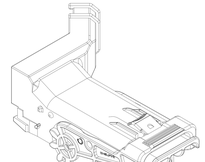

COVER ASM WITH CPA
PN:35138503

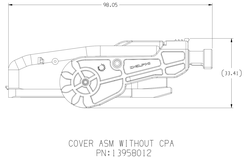

COVER ASM WITHOUT CPA
PN:13958012

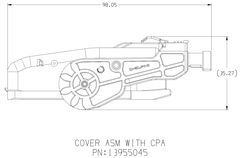

COVER ASM WITH CPA
PN:13955045

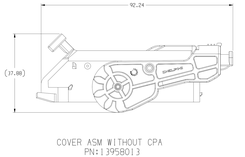

COVER ASM WITHOUT CPA
PN:13958013

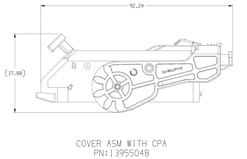

COVER ASM WITH CPA
PN:13955048

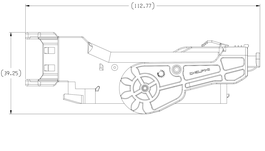

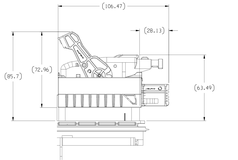

CONNECTOR OPENED POSITION
SCALE 1:1
(WITHOUT CPA)

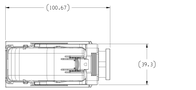

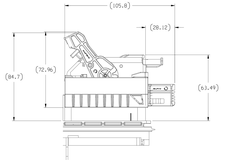

CONNECTOR OPENED POSITION
SCALE 1:1
(WITHOUT CPA)

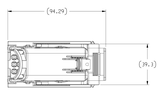

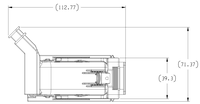

CONNECTOR WITH CPA IN SET POSITION
SCALE 1:1

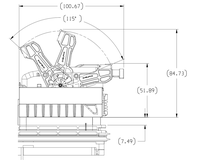

LEVER TRAVEL ANGLE
SCALE 1:1

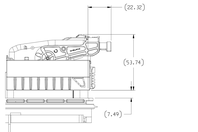

CONNECTOR WITH CPA IN SET POSITION
SCALE 1:1

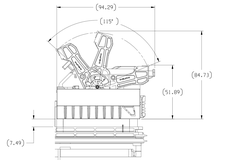

LEVER TRAVEL ANGLE
SCALE 1:1

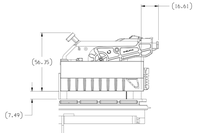

CONNECTOR WITH CPA IN SET POSITION
SCALE 1:1

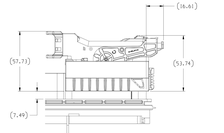

CONNECTOR WITH CPA IN SET POSITION
SCALE 1:1

DRAWING NUMBER	SHEET SIZE	SHEET NUMBER	SHEET TOTAL	REV
1960878	A1x4	211	2 OF 2	1.0F 1.0

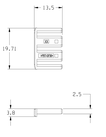

TPA PN: 13935620



TPA PN: 13935621



PN:13935600 35349098
TYPE 101

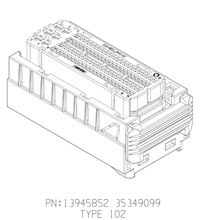

PN:13945852 35349099
TYPE 102

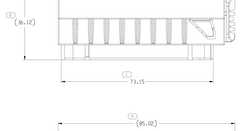

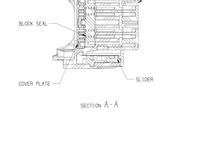

SECTION A-A

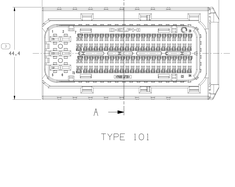

TYPE 101

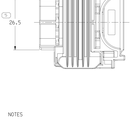

35349099	R	02	-	A	102	1395853	1395613	1395606	35349092	1395603	1395605
35349098	R	02	-	A	101	1395604	1395613	1395606	1395601	1395603	1395605
13945852	R	02	-	A	102	1395853	1395613	1395606	1395601	1395603	1395605
13935600	R	02	-	A	101	1395604	1395613	1395606	1395601	1395603	1395605
PART NO	STG	REV	N/P	STATUS	TYPE	RECEPTACLE HOUSING	COVER PLATE	BLOCK SEAL	HOUSING CAP	CONNECTOR SEAL	SLIDER

NOTES

1. UNLESS OTHERWISE SPECIFIED AND/OR INDICATED:

   DIMENSIONS ARE TO FACE OF VIEW SHOWN AND AUTOMATICALLY RUNNED BY COMPUTER FOR INSPECTION (NO MATERIAL ALLOWANCE). DIMENSIONING FOR ALL PARTS INCORPORATES ANY TOOLING DIMENSIONS FOR TOOL BUILD. SEE MATH MODEL FOR PRECISE TOOL PATH DATA.

2. THIS PART HAS BEEN DESIGNATED AS AN "APPEARANCE ITEM" AND REQUIRES AN "APPEARANCE APPROVAL REPORT" FOR PPAP.

   3. (1.1)X(0.1) DELPHI CORPORATE BRAND TO BE LOCATED ON ANY EXTERIOR SURFACE, PREFERABLY VISIBLE AT FINAL ASSEMBLY. OPTIONAL CONSTRUCTION FOR EXISTING TOOLING MAY BE "REQ".

   4. MATERIAL RECYCLING CODE PER ISO 11469, (1.1)X(0.1) CHARACTERS AS SHOWN TO BE LOCATED ON ANY EXTERIOR SURFACE.

5. REFERENCE MATING COMPONENTS OR EQUIVALENT:

   COVER ASM: 1935600 (TYPE 101) | 1958012 OR | 1955045.
   1945852 (TYPE 102) | 1958013 OR | 1955048.
   HEADER: 1944990
   TPA: 1935620 , 1935621

6. CAVITY TERMINAL INFORMATION:
   TERM CTS 2.8 FOR CAVITIES: 1-6.
   TERM MQS 1.5 FOR CAVITIES: 7,29,51,73.
   TERM MTS-B 0.64 FOR CAVITIES: 8-28,30-50,52-72,74-94

MTS-B 0.64	1-1827447	-	-	1-1426818-1	0.25-0.5 SQ	1.2-1.6 MM
(DELPHI)	1-1827448	1-1580470	-	1-1426818	0.6-0.75 SQ	1.4-1.9 MM
MQS (SQ)	1-1241608-6	-	-	1-1241608-1	0.75-1.5 SQ	1.7-2.4 MM
CTS 2.8	1-1394602	-	-	1-1446675	1.5-2.5 SQ	2.2-3.0 MM
(DELPHI)	1-1394600	-	-	1-1446674	0.5-1.0 SQ	1.4-2.1 MM
TERMINAL	PLATING AG	*PLATING AU	PLATING SN	CABLE WIRE	CABLE OD	

   * CABLE WIRE FOR 1-1580470 IS 0.5-0.75 SQ, CABLE OD IS 1.4-1.9 MM

7. FOR APPLICATION DATA SEE THE INDIVIDUAL APPLICATION DRAWINGS.

7. FOR APPLICATION DATA SEE THE APPLICATION DRAWINGS.

8. FOR VIBRATION LEVEL EXCEEDS 18.1GRMS RANDOM (GMW3172 COMMERCIAL VEHICLE TEST PROFILE) AND LOWER THAN 22.4GRMS, TERMINAL 33110750/33110751 IS RECOMMENDED.

9. CAVITY PLUGS:
   MTS-B 0641 APTIV: 15489185 / BOSCH: 1 928 405 077 /
   TYCO: 1394872-1
   MQS (SQ) BOSCH: 1 928 405 076 / TYCO: 1394872-1
   CTS 2801 APTIV: 15371197

◇	PRESS SENSITIVE DIMENSION	
	DIMENSION ENCLOSED IN A TRIANGLE INDICATES A CRITICAL DIMENSION FOR FUNCTION OR INTERCHANGEABILITY	

DIMENSIONS ARE TO BE CONSIDERED AFTER PLATING			
0.1	0.2	0.5	1.0
0.1	0.2	0.5	1.0
0.1	0.2	0.5	1.0