DRAWING NUMBER / NUMERO DU PLAN: 200 FT 0104 | REVISION / INDICE: A00 | SHEET / FEUILLE: 1/1 | APPROVAL LEVEL / NIV. D'APPROBATION: -
DRAWING / PLAN: -

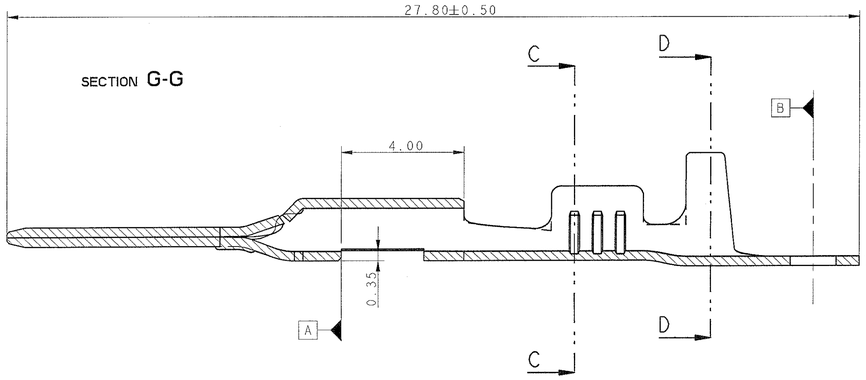

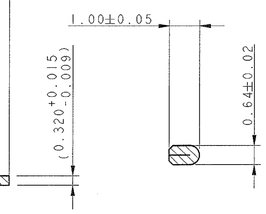

SECTION A-A

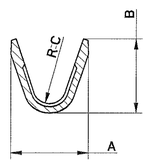

SECTION C-C

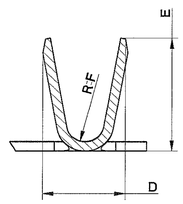

SECTION D-D

Etat / State		Reference		Material	Classe
Pré-étamé / Pre-tinned		200 CL I S 0102	200 CL I S 1102	Cu Zn 30	125°
* Post-doré / Post-Golded 0.38µ int/ext		200 CL I S 0202	200 CL I S 1202	Cu Zn 30	125°
	Section / Gauge	0.3 to 0.5	0.75 to 0.85		
	Ø Isolant / Ø Insulation	1.25 to 1.7	1.4 to 2		
	A	2.60	2.67		
	B	2.49	2.45		
	C ± 0.05	0.585	0.7		
	D	2.80	2.78		
	E	3.80	3.85		
	F ± 0.05	0.675	0.7		

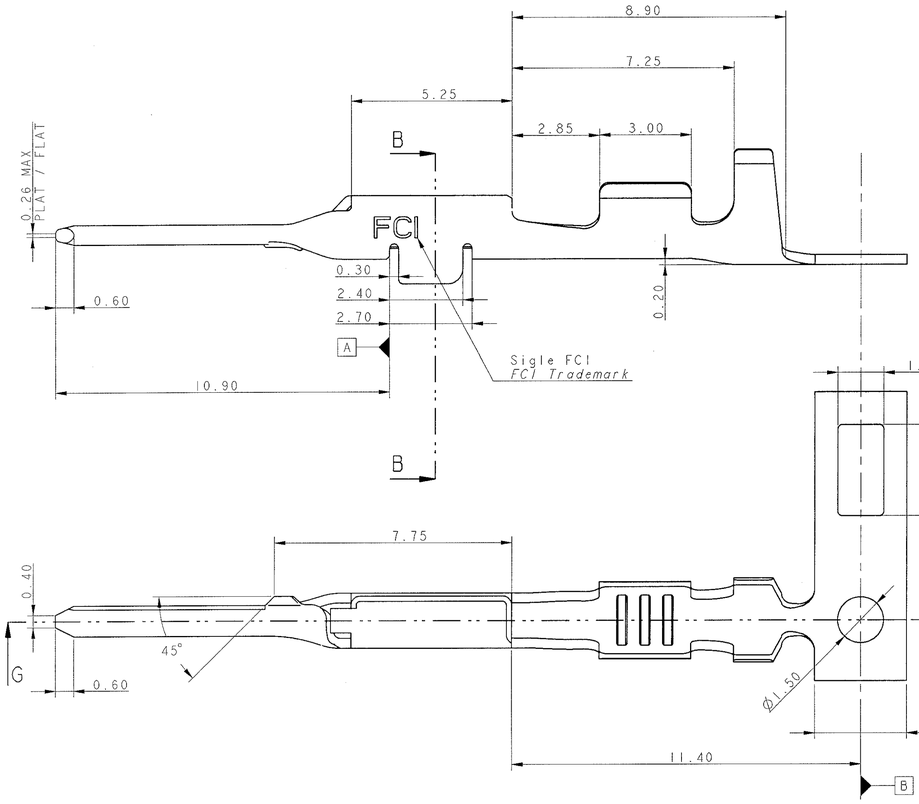

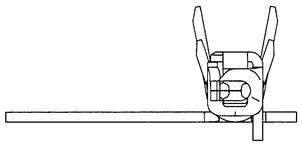

SECTION B-B

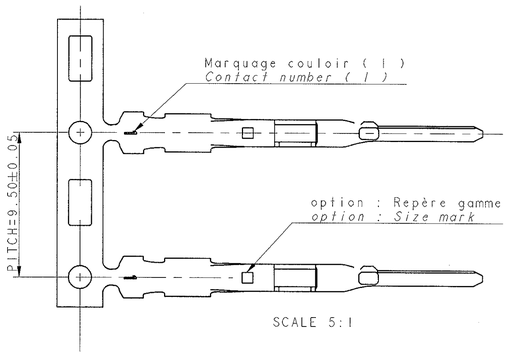

SCALE 5:1

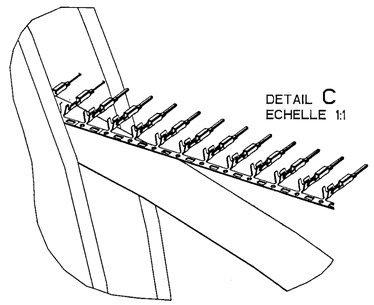

SENS D'ENDROULEMENT SUR BOBINE CARTON F.C.I.
WINDING DIRECTION ON CARDBOARD REEL F.C.I.

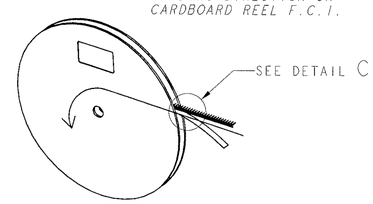

SCALE 1:10

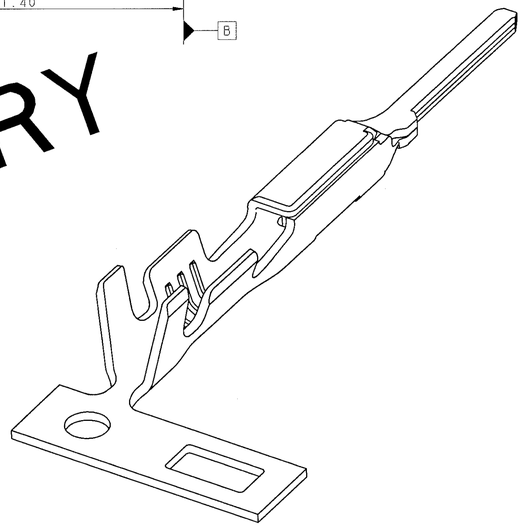

SECTION H-H

Reference	Pitch of the strip = 9.5 — 105 terminals per meter: Area	Ni B	Ni C	Sn	Thickness Au nominal	Thickness Au mini
200 CL IS X 2 02	A (INT) Contact point	1.3 µMIN	0.3 µMIN		0.48µ	0.38µ
	B1 (EXT)					
	Ni					
	Sn			0.8 µMIN 2.5 µMAX		

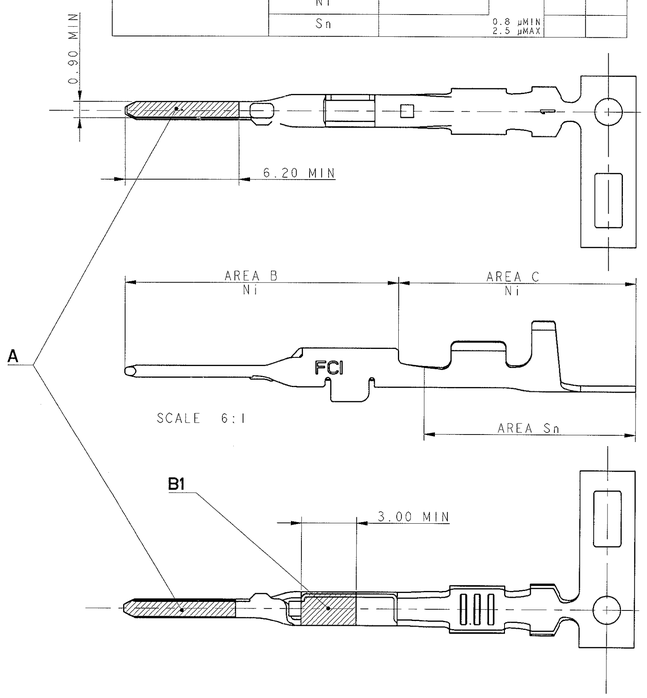

SCALE 6:1

PRELIMINARY

PERIME

Archivé le 03/07/06

NOTES:

1_ ( ) COTES NON TOLERANCEES , DONNEES A TITRE INDICATIF
CHIFFRE ENTOURE D'UN OBLONG = IFF
( ) NO TOLERANCED DIMENSIONS, GIVEN FOR INFORMATION
NUMBER WITH A ELONGATED = INTERNAL FIT FONCTION

2_ * = PAS OUTILLE
* = NOT TOOLED UP

ECN-NO. / NUMERO ECH	DATE / DD/MM/YY	REVISION/POSITION / INDICE / POSITION	CHANGE DESCRIPTION / MODIFICATION	DRAWN BY / DESSINE PAR	CHECKED BY / VERIFIE PAR	APPROVED BY / APPROUVE PAR
A06 027	03/07/06	A00	CREATION	HERNANDEZ	P.LAMPE	ANTONYME

PRODUCT SPEC. / SPECIF. PRODUIT	PACKAGING SPEC. / SPECIF. EMBALLAGE	APPLICATION SPEC. / SPECIF. APPLICATION	THIS DRAWING AND ALL OTHER INFORMATION CONTAINED THEREIN IS PROPRIETARY AND THE PROPERTY OF FCI. This drawing may not be copied, reproduced or disclosed to any third party without the expressed written permission of FCI. © FCI April 1999
-	-	-	CE PLAN ET LES INFORMATIONS CONTENUES DANS CE PLAN SONT PROPRIETAIRES ET LA PROPRIETE DE FCI. Ce plan ne peut être copié, reproduit ou transmis sans l'autorisation expresse et écrite de FCI. © FCI Avril 1999

TOLERANCES / TOLERANCES	±0.2 ±3°	MATERIAL / MATIERE	SEE TABLE	SURFACE FINISH / ETAT DE SURFACE
COUNTERPART N° / CONTRE-PARTIE N°	-	COLOUR / COULEUR	-	-
DO NOT SCALE DRAWING / NE PAS PRENDRE DE COTES		TOOL NO. / OUTIL N°	-	ECO Loc. Code / CODE B.C. FE

	DATE	NAME / NOM
DRAWN BY / DESS. PAR	27/06/06	HERNANDEZ.S
CHECKED BY / VERIF. PAR		
APPROVED BY / APPR. PAR		

TITLE / DESIGNATION: 0.40 III 1 x 0.635 MALE TERMINAL

DRAWING NUMBER / REFERENCE PLAN: 200 FT 0104

ESR NO. / NUMERO ESR: MAR-IDS-016 | CAT NO. / NUMERO CAT.: -

FILE NAME / NOM DE FICHIER: 200FT0104

CAD SYSTEM: ISO PROJECTION / PROJECTION ISO | pro / esg.

DIMENSION IN MILLIMETERS / DIMENSIONS EN MILLIMETRES | ENG SIZE / FORMAT: A1

SHEET / FEUILLE: 1 of 1 sur

SCALE / ECH.: 10:1

EUR P10 16 F28