SYMBOL DEFINITION		
A DIMENSION WITHOUT AN INSPECTION REPORT SYMBOL ( ) DOES NOT REQUIRE INSPECTION. IT MAY BE CONTROLLED ON THE INDIVIDUAL COMPONENT DRAWING.	TOTAL NO OF INSPECTIONS REQUIRED	24
	LAST NO. USED	16

MISSING SYMBOLS

NO MISSING SYMBOL NUMBER

DWG STATUS					ZONE	REVISION HISTORY	AUTH	DR	APVD 1	APVD 2
DATE	STG	REV	N/P	CHG						
11FE20	R	01	-	-		ALL PARTS - RELEASED PART DRAWING	550948	GLG	GLG	RBS
12AP22	R	02	-	-		35083998 - UPDATED PART AVAILABILITY	557164	EZJ	EVV	OMS
19MY22	R	03	-	-		35083997 - UPDATED PART AVAILABILITY (PN WAS NOT AVAILABLE)	557486	JAA	JAA	AP

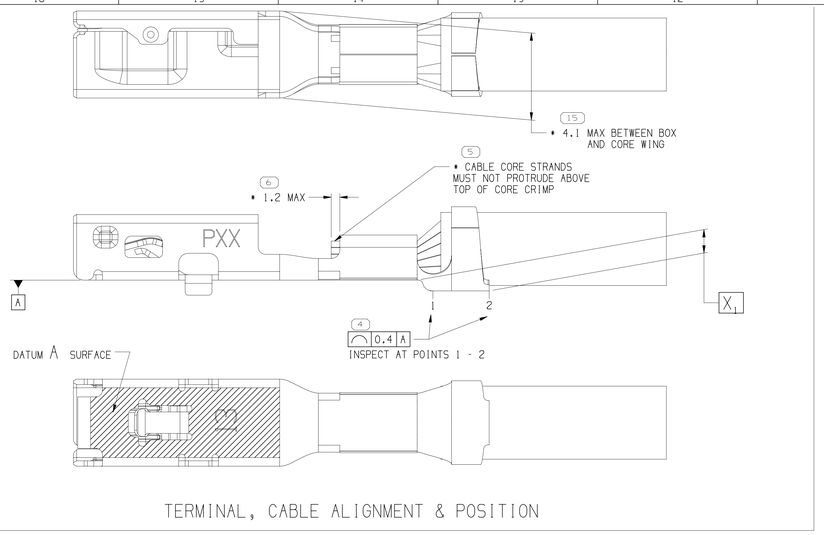

TERMINAL, CABLE ALIGNMENT & POSITION

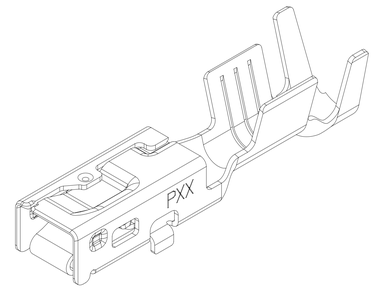

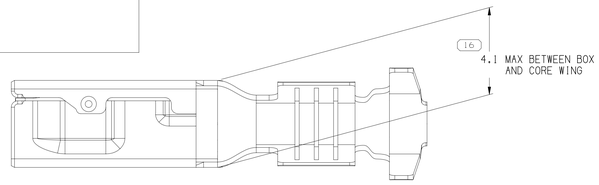

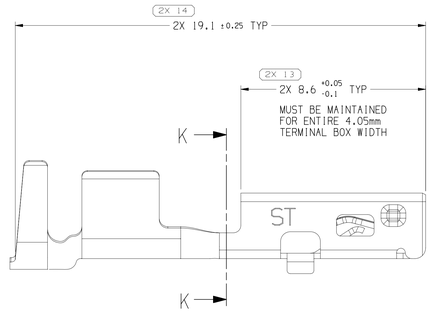

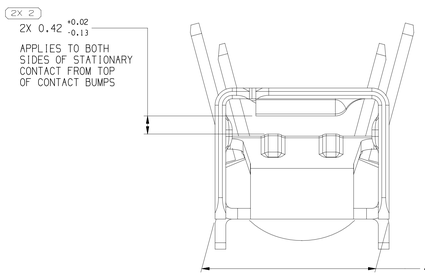

SCALE 20:1

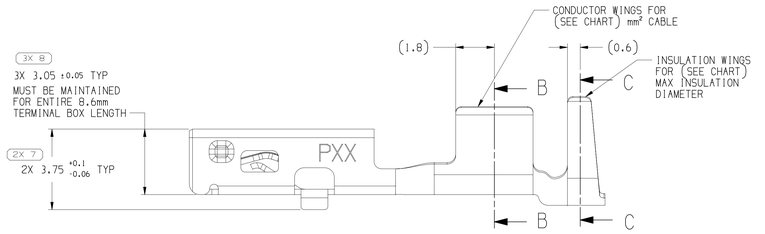

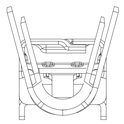

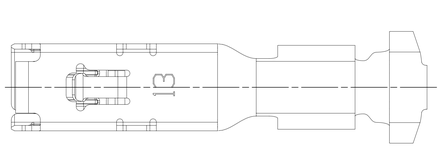

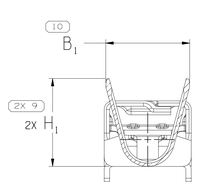

SECTION B-B

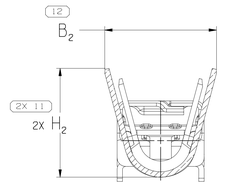

SECTION C-C

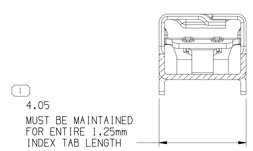

SECTION K-K

NOTES

1. UNLESS OTHERWISE SPECIFIED AND/OR INDICATED:

   DIMENSIONS ARE TO FACE OF VIEW SHOWN AND AUTOMATICALLY ROUNDED BY COMPUTER FOR INSPECTION (SEE MATH MODEL FOR PRECISE DIMENSIONS). FOR ALL OTHER DIMENSIONS NOT SHOWN BUT REQUIRED FOR TOOL BUILD, SEE MATH MODEL FOR PRECISE TOOL PATH DATA.

2. RECOMMENDED MATING BLADE THICKNESS 0.8 +0.04/-0.03mm
   RECOMMENDED MATING BLADE WIDTH NOT TO EXCEED 2.9mm AND NO LESS THAN 2.4mm. SEE USCAR EWCAP-001 DRAWING (2.8 BLADE) FOR OTHER MATING BLADE REQUIREMENTS.

3. DO NOT PROBE, TEST OR OTHERWISE CONTACT THE INTERIOR REGION (THE SPRING OR ANY MOVING PART) OF THIS TERMINAL. SEVERE DAMAGE CAN OCCUR, COMPROMISING THE PERFORMANCE OF THE ELECTRICAL INTERFACE.

4. MAXIMUM CURRENT CAPACITY AS DEFINED BY USCAR-2 R5 SECTION 5.3.3 IS 35 AMPS WITH 5.0 mm² COPPER CABLE.

5. * DENOTES DIMENSIONS MADE AT CUT-OFF AND CRIMP DIE

6. PLATING TYPE:

   I. REFLOW TIN 1.9 - 3.3 MICROMETERS THICK OVER NICKEL UNDERPLATE 0.13 - 0.5 MICROMETERS THICK.

   II. SLIPPERY TIN 0.7 - 1.2 µm THICK OVER NICKEL UNDERPLATE 0.1 - 0.8 µm THICK.

   PLATING TYPE INFORMATION SHOWN ABOVE IS FOR REFERENCE ONLY. PLATING REQUIREMENTS ARE CONTAINED IN APPLICABLE MATERIAL SPECIFICATIONS.

7. PARTS MEET THE PERFORMANCE REQUIREMENTS OF GMW3191 DEC 2007 AND SAE/USCAR-2 R5 REVISIONS FOR THE FOLLOWING CLASSIFICATIONS:
   TEMPERATURE CLASS 3 (-40° C TO +125° C)
   VIBRATION CLASS I (ON BODY OR CHASSIS)
   SEALING CLASS I (UNSEALED).

PART NUMBER	REV	N/P	MATERIAL DESCRIPTION	MATERIAL THICKNESS	CONTACT AREA PLATING TYPE (SEE NOTE 6)	CRIMP AREA PLATING TYPE (SEE NOTE 6)	CONTACT PLATING I.D.	I.D.	CABLE SIZE (mm²)	CABLE DIAMETER	B_1 ±0.15	B_2 ±0.25	(H_1)	(H_2)	X_1
~~35083994~~	01	-	TIN PLATED HIGH PERF COPPER ALLOY	0.25	II	II	ST	10	4 - 5	3.2 - 4.2	5.1	6	5	5.5	0.5
~~35083999~~	01	-	TIN PLATED HIGH PERF COPPER ALLOY	0.25	II	II	ST	25	0.13 - 0.22	0.81 - 1.2	1.6	2	1.6	1.9	0.3
35083998	01	AA	TIN PLATED HIGH PERF COPPER ALLOY	0.25	II	II	ST	21	0.3 - 0.6	1.2 - 1.9	2.15	2.8	2.25	3	0.3
35083997	01	AA	TIN PLATED HIGH PERF COPPER ALLOY	0.25	II	II	ST	17	0.75 - 1	1.7 - 2.25	2.7	3.4	2.7	3.5	0.3
~~35083996~~	01	-	TIN PLATED HIGH PERF COPPER ALLOY	0.25	II	II	ST	14	1.5 - 2.5	2 - 3	3.55	4.4	3.7	4.55	0.3
~~35083995~~	01	-	TIN PLATED HIGH PERF COPPER ALLOY	0.25	II	II	ST	13	2 - 3	2.3 - 3.4	3.9	5.2	4.1	5.05	0.5

A ~~LINE~~ DRAWN THROUGH A PART NUMBER INDICATES THAT PHYSICAL PARTS ARE NOT AVAILABLE FOR ORDERING.

PART NUMBERS THAT DO NOT HAVE A LINE PRESENT INDICATE THAT PHYSICAL PARTS ARE AVAILABLE FOR ORDERING.

CONTACT APTIV SALES TO ASSURE AVAILABILITY OF PARTS.

DWG TYPE: PART DRAWING

STYLE

VOLUME (CM³) | DISTR CODE

UNLESS OTHERWISE SPECIFIED

THIS DOCUMENT IS IN ACCORDANCE WITH ASME Y14.5M-1994 AS AMENDED BY THE GM GLOBAL DIMENSIONING AND TOLERANCING ADDENDUM-2001. SEPARATE PATTERNS OF FEATURES MAY BE DATED SEPARATELY REGARDLESS OF DATUM REFERENCES.

ALL DIMENSIONS ARE IN MILLIMETERS

(3) PROCESS SENSITIVE DIMENSION

DIMENSIONS ENCLOSED IN ( ) INDICATE REFERENCE DIMENSIONS AND NO TOLERANCE LIMITS ARE ESTABLISHED

REFERENCE

DIMENSIONAL RANGE (MM)	CHART D
FROM 0 TO 12	>12
TOLERANCE UNLESS OTHERWISE SPECIFIED	
±0.1	±0.2
ANGULAR TOLERANCE ±2°	

THIRD ANGLE PROJECTION

DO NOT SCALE USE MATH DATA

NX

•APTIV•

CONNECTION SYSTEMS
WARREN, OH

COPYRIGHT 2020 APTIV, ALL RIGHTS RESERVED.

THIS DRAWING IS THE PROPERTY OF APTIV AND CONTAINS APTIV CONFIDENTIAL INFORMATION. THE REPRODUCTION, DISTRIBUTION AND UTILIZATION OF THIS DOCUMENT OR ITS RELATED CAD MATH DATA, AS WELL AS COMMUNICATION OF ANY CONTENT TO OTHERS, WITHOUT EXPRESS AUTHORIZATION, IS PROHIBITED.

	DATE
DR	
APVD1 G. LOPEZ G.	11FE20
APVD2 G. LOPEZ G.	11FE20
APVD3 ROBERT B. SNADER	14FE20
APVD4	
APVD5	

SUBSTANCES OF CONCERN AND RECYCLED CONTENT PER APTIV 10949001

MATERIAL: SEE CHART

DRAWING NAME: TAXI TERM F 0CS 2.8 SN

DRAWING NUMBER: 13819334

SIZE	SCALE	FRAME NO	SHEET NO	STG	REV	N/P
A0	10:1	1 OF 1	3 OF	R	03	-

User: #20276
Dwg: 13819334.CW3D.dwg
Date: 22-May-22 Time: 10:19:24