


CTS 12 LOCKING LANCE SERIES



BENEFITS

- Patented system provides best in class performance over the full temperature range
- 90/180° cable orientation thanks to welding pad solution
- Welding pad designed for cross sections of: 10 - 35 mm²
- Aluminum and copper wire versions available
- Improved contact point overlapping comparing to competition

FEATURES

- Mechanical locking of terminal box assures ultrasonic welding robustness
- Improved pull-out force
- Protected against mis-engagement
- Best in class vibration and power capability



AVAILABLE CONFIGURATIONS

Terminal Construction	Two-piece
Locking Mechanism	Tangless / Lanceless
Blade Size (mm)	12
Wire Gage Range (AWG)	7 - 2
Wire Gage Range (mm ²)	10 - 35
Genders	Female
Sealing Options	Cable Sealed
Plating Options	Sn, Ag
Mating Tab Dimension (mm)	12 x 0.8

See back page for representative part numbers and packaging dimensions.




TECHNICAL CHARACTERISTICS

Contact Resistance	< 5 mΩ
Contact Mating Force	< 17 N
Contact Unmating Force	> 4 N
Mating Cycles	20 (Sn) / 20 (Ag)



MAX
TEMP



Ag



MAX
VIBRATION



MAX CURRENT
AT 23°C



About Aptiv

Aptiv is a global technology company that develops safer, greener and more connected solutions enabling the future of mobility.

Visit aptiv.com →



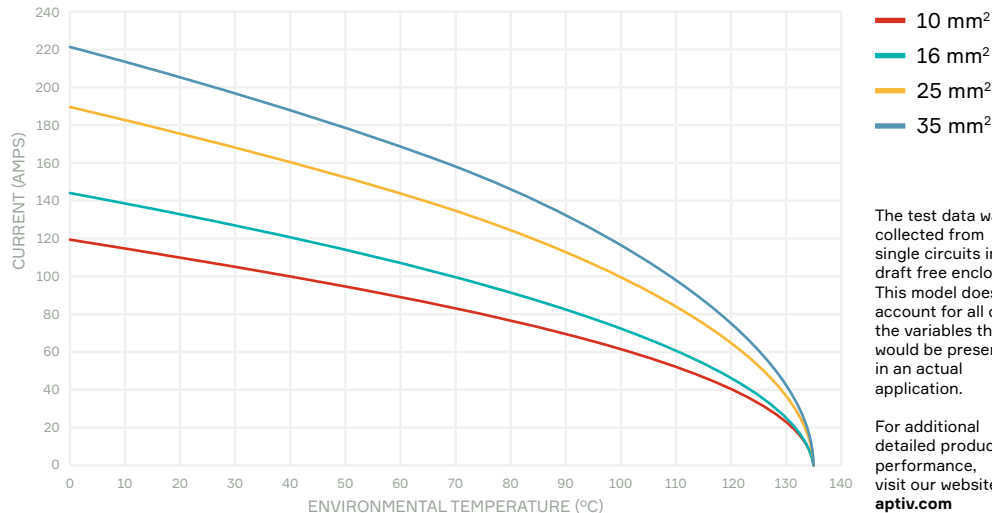
Sealing	Gender	Plating	Wire size range (AWG)	Wire size range (mm ²)	Part number	Other available platings	Other available configurations
Cable Sealed	F	Sn	7 - 2	10 - 35	33312673	Ag	90° version

DERATING CURVES

Cable range: 10 - 35 mm²
 Crimp method: Standard
 Contact plating: Sn
 Test method: Single circuit in free air*
 Mated to: Tab 12 x 0.8

* For reference only

90° & 180° version
 for 0.8 mm blade thickness



The test data was collected from single circuits in a draft free enclosure. This model does not account for all of the variables that would be present in an actual application.

For additional detailed product performance, visit our website at aptiv.com

Part numbers, specifications, dimensions and performance data in this document are for general references only and are subject to change without notice. To verify product information, please contact an Aptiv representative.

CS-SP111-CTS-En0221