CODE / PART-NO.:
A1 / 33370238

SCALE / MASSSTAB: 1:1

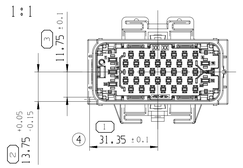

CODE / PART-NO.:
A2 / 33370237
A3 / 35151608 A3 / 35151614 (W/O / OHNE 33369754)
A4 / 35151609 A4 / 35151615 (W/O / OHNE 33369754)
A5 / 35151610 A5 / 35151616 (W/O / OHNE 33369754)
A7 / 35226484 A7 / 35226492 (W/O / OHNE 33369754)
A8 / 35226485 A8 / 35226493 (W/O / OHNE 33369754)
A9 / 35226486 A9 / 35226494 (W/O / OHNE 33369754)
A10 / 35226487 A10 / 35226495 (W/O / OHNE 33369754)
A11 / 35226488 A11 / 35226496 (W/O / OHNE 33369754)

SCALE / MASSSTAB: 1:1

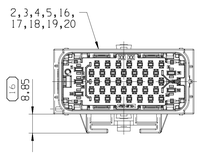

CODING A2 SHOWN/ KODIERUNG A2 DARGESTELLT

CODE / PART-NO.:
A6 / 33374525

SCALE / MASSSTAB: 1:1

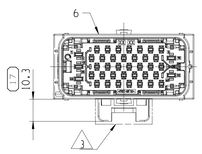

CODE / PART-NO.:
B1 / 33369857
B2 / 35151611 B2 / 35151589 (W/O / OHNE 33369754)
B3 / 35151612 B3 / 35151605 (W/O / OHNE 33369754)
B4 / 35151613 B4 / 35151606 (W/O / OHNE 33369754)
B5 / 35226489 B5 / 35226497 (W/O / OHNE 33369754)
B6 / 35226490 B6 / 35226498 (W/O / OHNE 33369754)
B7 / 35226491 B7 / 35226499 (W/O / OHNE 33369754)

SCALE / MASSSTAB: 1:1

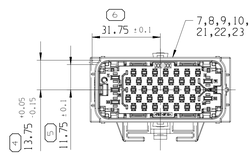

CODING B1 SHOWN/ KODIERUNG B1 DARGESTELLT

CODE / PART-NO.:
C / 33369831

SCALE / MASSSTAB: 1:1

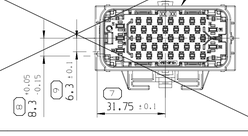

CODE / PART-NO.:
D / 33369830

SCALE / MASSSTAB: 1:1

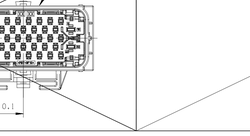

A-A

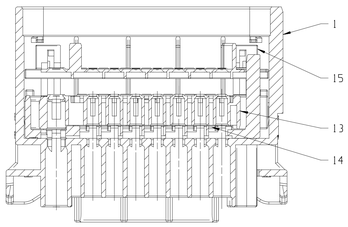

B-B 180°

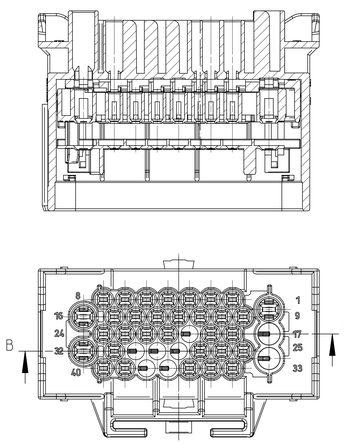

AS EXAMPLE CODING A4 SHOWN WITH CLOSED CAVITIES/
ALS BEISPIEL KODIERUNG A4 MIT GESCHLOSSENEN KAMMERN DARGESTELLT

DWG STATUS DATE	STG	REV	N/P	CHG	ZONE	REVISION HISTORY	AUTH	DR	APVD 1	APVD 2
25AU16	R	01				INITIAL RELEASE / ERSTFREIGABE		C.ELI	Z.YIL	SYS
10OC17		01			H-M9	CODE A3, A4, A5, B2, B3, B4 DELETED/ ENTFERNT		C.ELI	O.HAC	SYS
13NO17		01			D-B14 E9	PART-NO. CORRECTED/ KORRIGIERT : 33120597 WAS/ WAR 33120594; 15344938 WAS/ WAR 15327913; 15339560 WAS/ WAR 15327918; 10720807 WAS/ WAR 15339412; 10720811 WAS/ WAR 12198198; DIM./ MASS 65.4±0.3 WAS/ WAR 65.4±0.2		C.ELI	O.HAC	SYS
21DE17	R	02				PART-NO. 35151608,35151614,35151609,35151615, 35151610,35151616,35151611,35151589,35151612, 35151605,35151613,35151606 ADDED/ HINZU; DRAWING REVISED/ ZEICHNUNG UEBERARBEITET : PART LIST SEE SHEET 2/ STUECKLISTE SIEHE BL. 2		C.ELI	O.HAC	SYS
02MR18		02			F/G13	POS.19: DIM./ MASS 38.3±0.1 - REPOSITIONED/ NEU POSITIONIERT; WARPAGE.../ EINFALL... -0.6MM ADDED/ HINZU		C.ELI	O.HAC	SYS
19AP18	R	02	AA		B15	PART-NO. CORRECTED/ KORRIGIERT 15324974 WAS/ WAR 15327864, 15324970 WAS/ WAR 15327863, 15324973 WAS/ WAR 15327859		C.ELI	O.HAC	SYS
26JN18	R	03			J-L14	DRAWING REVISED/ ZEICHNUNG UEBERARBEITET: PART-NO. 35226484,35226492,35226485,35226493, 35226486,35226494,35226487,35226495,35226488, 35226496,35226489,35226497,35226490,35226498, 35226491,35226499 ADDED/ HINZU; PART-NO. 35151608,35151614,35151609,35151615, 35151610,35151616,35151611,35151589,35151612, 35151605,35151613,35151606 DEACTIVATED/ DEAKTIV.		C.ELI	O.HAC	SYS
13NO18	R	03	AA		C15 D15	CABEL SEAL PN 33120597 REMOED/ EINZELDRAHTDICHTUNG PN 33120597 ENTFERNT PART-NO. 10894188 AND/ UND 15482323 CABLE CROSS SECTION/ LEITUNGSQUERSCHNITT 0.75 WAS/ WAR 0.22 - 0.35		R.MOL	O.HAC	SYS
24OC19	R	04		--	L15	DIM./ MASS 31.35±0.1 WAS/ WAR 31.75±0.1		R.MOL	O.HAC	SYS

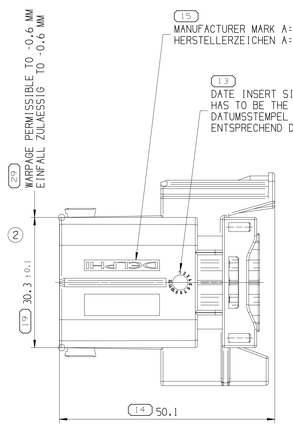

15
MANUFACTURER MARK A:1.5 MM;
HERSTELLERZEICHEN A:1.5 MM;

13
DATE INSERT SIMILAR FIRM HASCO Z 485/6/1;
HAS TO BE THE MANUFACTURING DATE
DATUMSSTEMPEL AEHNLICH FA. HASCO Z 485/6/1;
ENTSPRECHEND DEM HERSTELLUNGSDATUM

24
INDEX REPLACEMENT INSERT / SEE CHART
FORMAT ACCORDING TO DIN 1451; H:1.6 MM
WECHSELEINSATZ INDEXSTEMPEL / SIEHE TABELLE
SCHRIFTART NACH DIN 1451; H:1.6 MM

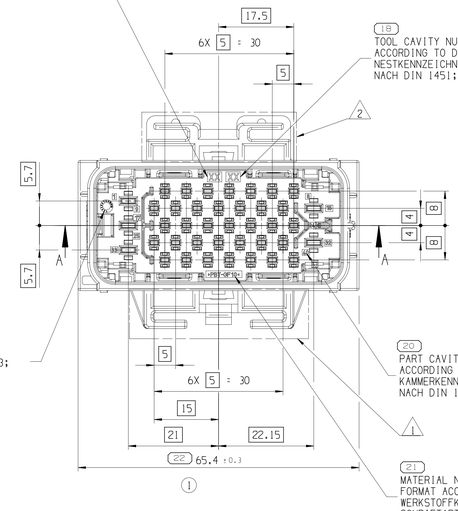

18
TOOL CAVITY NUMBER / FORMAT
ACCORDING TO DIN 1451; H:1.6 MM
NESTKENNZEICHNUNG / SCHRIFTART
NACH DIN 1451; H:1.6 MM

23
DATE INSERT SIMILAR FIRM OPITZ ∅ 3;
HAVE TO BE THE MANUFACTURING DATE
DATUMSSTEMPEL AEHNLICH FA. OPITZ ∅ 3;
EINSTELLUNG MUSS DEM FERTIGUNGSDATUM
ENTSPRECHEN

20
PART CAVITY NUMBER / FORMAT
ACCORDING TO DIN 1451; H:1 MM
KAMMERKENNZEICHNUNG / SCHRIFTART
NACH DIN 1451; H:1 MM

21
MATERIAL NAME /
FORMAT ACCORDING TO DIN 1451; H:1 MM
WERKSTOFFKENNZEICHNUNG /
SCHRIFTART NACH DIN 1451; H:1 MM

28
MATERIAL NAME /
FORMAT ACCORDING TO DIN 1451; H:1.6 MM
WERKSTOFFKENNZEICHNUNG /
SCHRIFTART NACH DIN 1451; H:1.6 MM

27
INDEX REPLACEMENT INSERT /
FORMAT ACCORDING TO DIN 1451; H:1.6 MM
WECHSELEINSATZ INDEXSTEMPEL /
SCHRIFTART NACH DIN 1451; H:1.6 MM

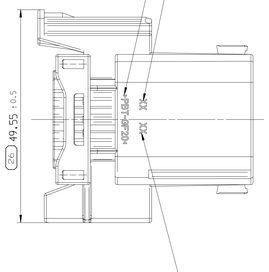

25
TOOL CAVITY NUMBER / FORMAT
ACCORDING TO DIN 1451; H:1.6 MM:
NESTKENNZEICHNUNG / SCHRIFTART
NACH DIN 1451; H:1.6 MM;

NOTES BEMERKUNG	FEATURE MERKMAL	PART-NO.:	MATING PART GEGENSTUECK
1	SPEC. FOR LOCK-/ GUIDE DESIGN AV RAST-/ FUEHRUNGSGEOMETRIE	S2903801	S2903901
2		S2903901	S2903801
3		ESD00851 (US HANG ON)	-

① ③

TITLE BENENNUNG	PART-NO.:	CABLE CROSS SECTION (MM²) LEITUNGSQUERSCHNITT (MM²)	SURFACE OBERFLAECHE
TTS TERMINAL 1.5 TTS FLACHSTECKER 1.5	13894097	1.0 - 1.5	AG
	15482325		SN
	13894085	0.5 - 0.75	AG
	15482324		SN
	13894108	0.35	AG
	15482323		SN
DCS2 TERMINAL 2.8 DCS2 FLACHSTECKER 2.8	33500683	1.0 - 2.5	AG
	10756353		SN
	33505427	0.5 - 1.0	AG
	10756352		SN
	33500680	0.35	AG
	10756351		SN

② ③

TITLE BENENNUNG	PART-NO.:	CABLE DIAMETER KABELDURCHMESSER	MATERIAL
CABLE SEAL EINZELDRAHTDICHTUNGEN TTS 1.5	15344938	1.2 - 1.6	SILICONE
	15339560	1.7 - 2.1	SILICONE
	10720807	2.2 - 2.4	SILICONE
CAVITY PLUG BLINDSTOPFEN	10720811	---	SILICONE
CABLE SEAL EINZELDRAHTDICHTUNGEN DCS2 2.8	15324974	1.2 - 1.7	SILICONE
	15324976	1.7 - 2.15	SILICONE
	15324973	2.15 - 2.85	SILICONE
CAVITY PLUG BLINDSTOPFEN	15337197	---	SILICONE

KEY PRODUCT CHARACTERISTICS

SAFETY/COMPLIANCE	FIT/FUNCTION	TOTAL ON DRAWING	0
S/C CHECKPOINTS	F/F CHECKPOINTS	LAST NO. USED	0

NO & TYPE	DESCRIPTION	RATIONALE	PTS	ZONE

CODE	ASM-NO:	"X" : CLOSED CAVITIES / "X" : GESCHLOSSENE KAMMERN																																																AVAILABLE CAVITIES/ VERFUEGBARE KAMMERN
		1	2	3	4	5	6	7	8	9	10	11	12	13	14	15	16	17	18	19	20	21	22	23	24	25	26	27	28	29	30	31	32	33	34	35	36	37	38	39	40	
A1	33370238																																											40
A2	33370237																																											40
A3	35151608 35151614	X																				X	X	X																				36
A4	35151609 35151615																	X			X								X	X	X			X				X	X				32
A5	35151610 35151616	X																			X	X	X	X										X				X	X				32
A6	33374525																																											40
A7	35226484 35226492	X																X			X	X	X	X					X	X	X			X				X	X				28
A8	35226485 35226493																	X				X	X	X										X									35
A9	35226486 35226494	X													X	X		X			X	X	X	X										X				X	X	X	X		27
A10	35226487 35226495	X																X			X	X	X	X										X				X	X				31
A11	35226488 35226496																					X	X	X										X									36
B1	33369857																																											40
B2	35151611 35151589									X		X		X																														37
B3	35151612 35151605				X	X																X										X	X											35
B4	35151613 35151606																					X								X	X	X	X		X									34
B5	35226489 35226497									X		X		X								X										X	X	X										33
B6	35226490 35226498				X	X			X		X		X									X										X	X											32
B7	35226491 35226499								X		X		X									X								X	X	X	X		X									31
C	33369831																																											40
D	33369830																																											40

TERMINAL
KONTAKTSYSTEM : SEE CHART / SIEHE TABELLE

	Y	N
SECONDARY LOCK ZWEITVERRIEGELT	X	
WATERPROOF WASSERDICHT	X	

MATING PART : ASM RECEPTACLE HOUSING DWG-NO.: 33367750
COVER DWG-NO.: 3336B123, 33367978
GEGENSTUECK ZUS FSH-GEHAEUSE ZCHG-NR.: 33367750
KAPPE ZCHG-NR.: 3336B123, 33367978

INSCRIPTION : LETTERS AND ENGRAVINGS 0.2 MM RAISED;
BESCHRIFTUNG SCHRIFTEN UND GRAVUREN 0.2 MM ERHABEN;

MAX: PERMISSIBLE CABLE BUNDLE SIZE 113.55 MM²
MAX. ZULAESSIGE KABELBUENDELGROESSE 113.55 MM²

PART LIST SEE SHEET 2/ SHEET 3
STUECKLISTE SIEHE BLATT 2/ BLATT 3

CODING A1 SHOWN
KODIERUNG A1 DARGESTELLT

A LINE DRAWN THROUGH A PART NUMBER INDICATES THAT PHYSICAL PARTS ARE NOT AVAILABLE FOR ORDERING.

PART NUMBERS THAT DO NOT HAVE A LINE PRESENT INDICATE THAT PHYSICAL PARTS ARE AVAILABLE FOR ORDERING.

CONTACT APTIV SALES TO ASSURE AVAILABILITY OF PARTS.

MIT EINER LINE DURCHGESTRICHENE PART-NR. GEKENNZEICHNET, DASS DIESE PART-NR NICHT BESTELLT WERDEN KANN

PART-NR. DIE KEINE LINE ZEIGEN, KENNZEICHNEN, DAS TEILE ZUR BESTELLUNG VERFUEGBAR SIND

FUER VERFUEGBARKEIT DER PARTS DEN EINKAUF VON APTIV KONTAKTIEREN

SHARP CORNER TOLERANCE

DIM TO CHECK / PRUEFMASS	DIMENSIONAL RANGE (MM) FROM 0 TO 20	>20 30	>30 70	>70 100	>100 150	>150 200	>200 250	>250 300	>300 400
DIM FOR HELP / HILFSMASSE	TOLERANCE UNLESS OTHERWISE SPECIFIED CHART E1								
THEORETIC DIM / THEORE. MASSE	±0.15	±0.2	±0.3	±0.4	±0.5	±0.6	±0.8	±1	±1.2

ANGULAR TOLERANCE ±2°

DO NOT SCALE

USE MATH DATA

SCALE / MASSSTAB: 1:1



DWG TYP
CUSTOMER PART DRAWING

WEIGHT (GR): ---
VOLUME (CM³): ---
ROUTING: ---
DISTR CODE: D

UNLESS OTHERWISE SPECIFIED

GENERAL TOLERANCES ACCORDING TO:
SEE CHART
SIEHE TABELLE

GD&T ACCORDING TO:
ISO 1101

REFERENCE

FIRST ANGLE PROJECTION

•APTIV•

CONNECTION SYSTEMS
D-42119 WUPPERTAL

COPYRIGHT 2016 APTIV. ALL RIGHTS RESERVED.

THIS DRAWING IS THE PROPERTY OF APTIV AND CONTAINS APTIV CONFIDENTIAL INFORMATION. THE REPRODUCTION, DISTRIBUTION AND UTILIZATION OF THIS DOCUMENT OR ITS RELATED CAD MATH DATA, AS WELL AS COMMUNICATION OF ANY CONTENT TO OTHERS, WITHOUT EXPRESS AUTHORIZATION, IS PROHIBITED.

DIESE ZEICHNUNG IST EIGENTUM DER FIRMA APTIV UND ENTHALT APTIV VERTRAULICHE INFORMATIONEN DIE REPRODUKTION, VERTEILUNG UND NUTZUNG DIESES DOKUMENTES ODER DEREN ZUGEHORIGEN CAD DATEN, ODER AUCH ALS KOMMUNIKATION VON BELIEBIGEN INHALT ZU ANDEREN IST OHNE BERECHTIGUNGSPRUEFUNG DURCH DIE APTIV UNZULAESSIG

		DATE
DR	C.ELIES	25AU16
APVD1	Z.YILDIZ	25AU16
APVD2	SYS	25AU16
APVD3		
APVD4		
APVD5		

SUBSTANCES OF CONCERN AND RECYCLED CONTENT PER APTIV 10949001
POTENTIELL GEFAEHRLICHE STOFFE UND RECYKLATANTEIL
GEMAESS APTIV 10949001

MATERIAL
SEE CHART / SIEHE TABELLE

DRAWING NAME
ASM TAB HOUSING 40 WAY
FOR INLINE 40 WAY

ZUS FS-GEHAEUSE 40 POL.
FUER STECKER 40 POL.

DRAWING NUMBER
33370240

SIZE	SCALE	FRAME NO	SHEET NO	STG	REV	N/P
A0	2:1	1 OF 1	1 OF 3	R	04	

UNCONTROLLED DOCUMENTS SEE ONLY APPROVAL ON THE SERVER
Date: 28-Oct-19 Time: 13:28:03
Sheet: 33370240-01001.sch
Sheet: 33370240-01002.sch
Sheet: 33370240-01003.sch