| SYMBOL DEFINITION | | |
|---|---|---|
| A DIMENSION WITHOUT AN INSPECTION REPORT SYMBOL [ ] DOES NOT REQUIRE INSPECTION. IT MAY BE CONTROLLED ON THE INDIVIDUAL COMPONENT DRAWING. | TOTAL NO OF INSPECTIONS REQUIRED | 16 |
| | LAST NO. USED | 12 |

| DWG STATUS DATE | STS | REC | M/P | DIB | ZONE | REVISION HISTORY | AUTH | DR | APVD 1 | APVD 2 |
|---|---|---|---|---|---|---|---|---|---|---|
| 16AU07 | R | 01 | - | - | | (5)J54652-WAS SEPARATE DWG: (3626)46-WAS SEPARATE DWG & UPDATED PDM ATTRIBUTES | 492014 | DB | DB | KDM |
| 25NO10 | R | 02 | - | - | | 13857222 - RELEASED | 412677 | JRL | JRL | GM |

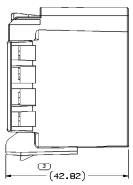


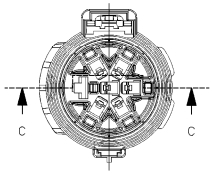


TYPE 102
SAME AS TYPE 101
EXCEPT AS SHOWN

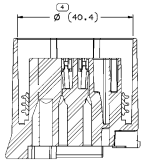


SECTION C-C

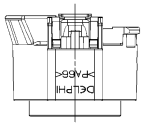


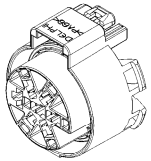


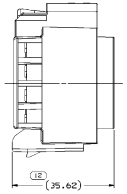


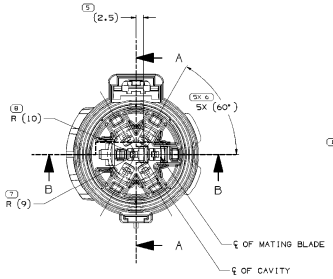


TYPE 101

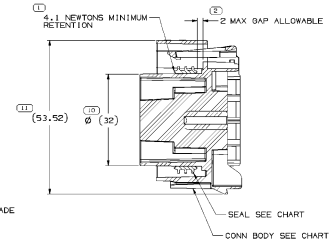


SECTION A-A

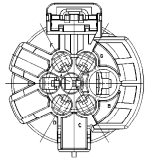

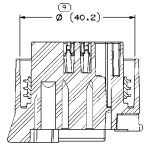


SECTION B-B

NOTES

1. UNLESS OTHERWISE SPECIFIED AND/OR INDICATED:

   DIMENSIONS ARE TO FACE OF VIEW SHOWN AND AUTOMATICALLY ROUNDED BY COMPUTER FOR INSPECTION (SEE MATH MODEL FOR PRECISE DIMENSIONS). FOR ALL OTHER DIMENSIONS NOT SHOWN BUT REQUIRED FOR TOOL BUILD, SEE MATH MODEL FOR PRECISE TOOL PATH DATA.

2. FOR MATING CONFIGURATION REQUIREMENTS, SEE PART NUMBER 13631969.
3. THIS PRODUCT IS NOT CATEGORIZED AS AN APPEARANCE ITEM. MINOR IMPERFECTIONS INCLUDING, BUT NOT LIMITED TO, FLOW MARKS, COLOR BLEMISHES, GATE VESTIGE, AND SOFT FLASH THAT DO NOT AFFECT THE FIT, FORM, OR FUNCTION OF THE PART ARE PERMISSIBLE PER DPNP-4.7-CS-01.
4. FOR APPLICATION DATA SEE THE INDIVIDUAL APPLICATION DRAWINGS.

| PART NO | REV | M/P | STATUS | TYPE | CONN | SEAL |
|---|---|---|---|---|---|---|
| 13857223 | 01 | - | - | 102 | 13857222 | 12191653 |
| 13626146 | 01 | AB | - | 102 | 13626145 | 12191653 |
| 15354653 | B3 | - | - | 101 | 15354652 | 12191653 |

( 2 ) PROCESS INSPECTION STANDARDS
STANDARDS DELOREO IN 2 1 INSPECTS
UNLESS OTHERWISE SPECIFIED ALL DIMENSIONS ARE IN MILLIMETERS

| ATTRIBUTE CODE | RANGE | | | | | | | | | | |
|---|---|---|---|---|---|---|---|---|---|---|---|
| FRAC | > 0 | > 10 | > 20 | > 30 | > 40 | > 100 | > 150 | > 200 | > 250 | > 300 | > 400 |
| DIM | 10 | 20 | 30 | 40 | 100 | 150 | 200 | 250 | 300 | 400 | |

TOLERANCE TABLE FOR DIMENSIONS

| | | | | | | | | | | |
|---|---|---|---|---|---|---|---|---|---|---|
| ±0.25 | ±0.5 | ±0.1 | ±0.2 | ±0.3 | ±0.5 | ±1.0 | ±2.0 | ±1 | ±1.5 | |

ANGULAR TOLERANCE ±0.5°

| | |
|---|---|
| DWG TYPE | PART DRAWING |
| STYLE | |
| VOLUME (CM³) | SURFACE (DM²) |

UNLESS OTHERWISE SPECIFIED
THIS DOCUMENT IS IN ACCORDANCE WITH ISO/IEC 17025 AND ISO 9001 REQUIREMENTS. THIS DOCUMENT IS THE PROPERTY OF DELPHI TECHNOLOGIES PLC. REPRODUCTION OR RETURN OF THIS DOCUMENT WITHOUT PERMISSION OF DELPHI TECHNOLOGIES PLC IS STRICTLY PROHIBITED.

REFERENCE

THIRD ANGLE PROJECTION

DO NOT SCALE

USE MATH DATA

DELPHI
DELPHI PACKARD ELECTRICAL/ELECTRONIC ARCHITECTURE
WARREN, OH

| | | DATE |
|---|---|---|
| DR | | |
| APVD1 | DAVE BOOK | 16AU07 |
| APVD2 | DAVE BOOK | 16AU07 |
| APVD3 | KATHLEEN MURPHY | 16AU07 |
| APVD4 | | |
| APVD5 | | |

SUBSTANCES OF CONCERN AND RECYCLED CONTENT PER DELPHI (DPNP-CS)

MATERIAL
SEE CHART

DRAWING NAME
TAXI ASM CONN M/P SLD

DRAWING NUMBER 13660542

| SIZE | SCALE | TRACE NO | SHEET NO | REV | REV | MP |
|---|---|---|---|---|---|---|
| A0 | 2:1 | 1 OF 1 | 1 OF 1 | R | 02 | - |