CUSTOMER DRAWING

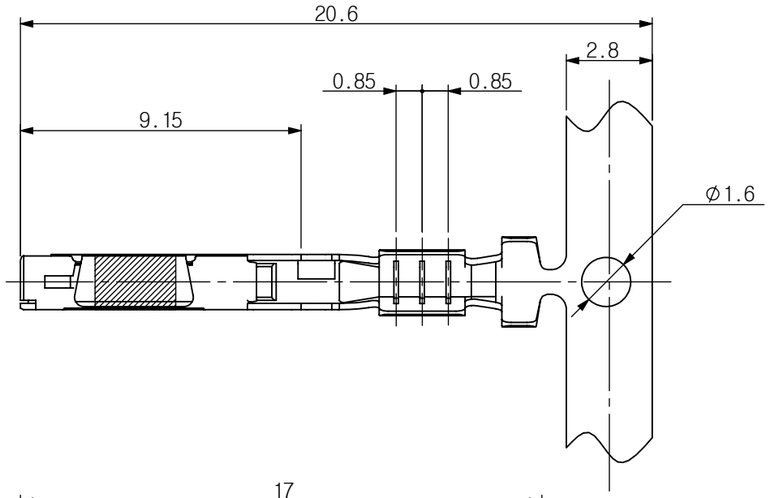

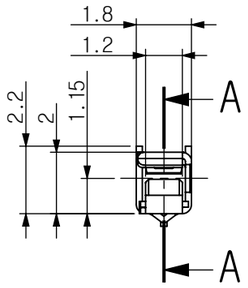

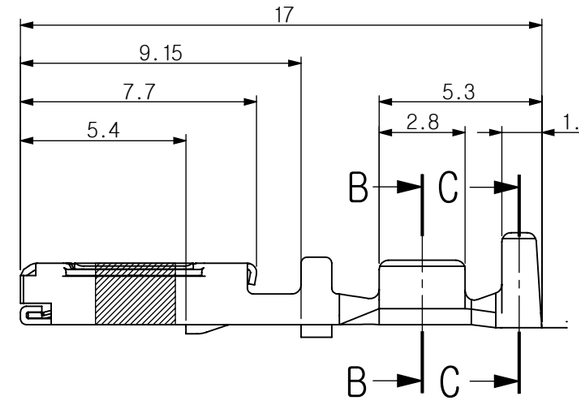

SECTION A-A

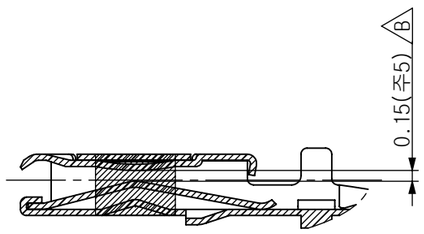

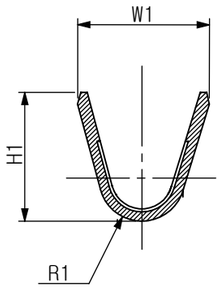

SECTION B-B

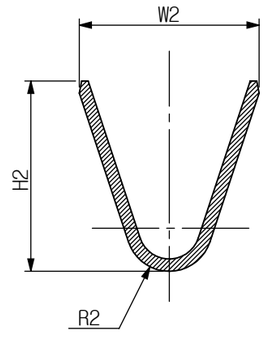

SECTION C-C

- 주 기 -

1. 사용상 유해한 흠, BURR 등이 없을 것.
2. MARKING 및 CAV NO.는 당사 규정에 준할 것.
3. 도금 사양 단자에 대해서는 해칭부에 도금할 것.
4. 도금 사양
   1) 주석도금
      (1) Cu下地 ----- 0.5um以上
      (2) Sn도금 ------1.0um以上
   2) 금도금
      (1) Ni下地 ------ 0.5um以上
      (2) Au도금 ------ 0.38um以上
5. 상대 TM'L과의 삽입, 이탈력은 아래를 만족할 것.
   △A 삽입력) 초회 : 2.5~3.5N
   이탈력) 초회 : 1.5~3.0N
6. 적용 전선은 "상이란" 참조할 것.
7. 적용 CONNECTOR : 040III RECEP류
△1 8. APTIV Drawing No : 35372609

										△1	
AVSS, CAVS 0.3~0.5sq	0.7	0.7	2.62	2.2	2.55	2.1	Au도금	040III-F-S-Au	TK135-00110	35296420	COPPER ALLOY
AVSS, CAVS 0.3~0.5sq	0.7	0.7	2.62	2.2	2.55	2.1	Sn도금	040III-F-S	TK135-00100	35296419	COPPER ALLOY
AVSS 0.22sq	0.7	0.6	2.4	1.6	2.4	1.6	Au도금	040III-F-SS-Au	TK135-00410	35296422	COPPER ALLOY
AVSS 0.22sq	0.7	0.6	2.4	1.6	2.4	1.6	Sn도금	040III-F-SS	TK135-00400	35296421	COPPER ALLOY
적용전선	R2	R1	W2	W1	H2	H1	표면처리	KUM PART NAME	KUM P/No.	APTIV P/No.	MATERIAL

상이란

THIRD ANGLE PROJECTION	A	-	SSJ	SSJ	KNJ	CJW
	TOLERANCE	SCALE	DESIGN	DRAWN	CHECKED	APPROVED

GENERAL TOLERANCE
일반 공차 및 적용 규격

	10 MAX 10 이하	50 MAX 10 초과 50 이하	100 MAX 50 초과 100 이하	150 MAX 100 초과 150 이하	200 MAX 150 초과 200 이하	200 VR 200 초과	ANGLE
A	±0.2	±0.3	±0.5	±0.8	±1.0	±1.4	±30'
B	±0.3	±0.5	±0.8	±1.0	±1.4	±2.0	±30'
C	±0.5	±0.8	±1.0	±1.4	±1.6	±2.0	±1°

	19.05.10	-	△1	ADDED APTIV P/No.	JJS
CJW	14.11.28	E014-0400	B	치수변경(1개소)	JJS
CJW	08.03.04	E008-0055	A	주기란 오기수정(1개소)	KJE
CJW	07.08.10	E007-0206	-	신 규	SSJ
승인	DATE	NOTE No.	SYM	ALTERATION	담당

DRAWING NAME TML 040III-F-S

DRAWING No. TK135-00100-C01

APTIV

Data_Server:d:/도면/.../터미널/... A3.