DO NOT SCALE
NICHT MASSSTAEBLICH

SYMBOL DEFINITION		
A DIMENSION WITHOUT AN INSPECTION REPORT SYMBOL ⬭ DOES NOT REQUIRE INSPECTION. IT MAY BE CONTROLLED ON THE INDIVIDUAL COMPONENT DRAWING. MASSE OHNE POSITIONSNUMMER ⬭ SIND HILFSMASSE UND WERDEN AUF DER EINZELTEILZEICHNUNG POSITIONIERT.	TOTAL NO OF INSPECTIONS REQUIRED	28
	LAST NO. USED	28

MISSING SYMBOLS
NO MISSING SYMBOL NUMBER

K	L_{WS} ±0.7	L_3 ±0.3	L_2 ±0.3	L_1 ±0.3	H_2 ±0.4	H_1 ±0.4	B_2 ±0.4	B_1 ±0.4	CRIMP-VERSION	CROSS-SECTION QUERSCHNITT [MM²]
6	35.80	13.00	2.50	8.00	7.00	5.50	7.00	5.10	1	2.50 - 4.00
8	35.80		2.30	6.00	10.20		11.60		4	
6	35.80		2.50	8.00	9.10	8.00	9.70	7.40	2	6.00 - 10.00
8	35.80		2.30	6.00	10.00		11.60		5	
8	35.80	13.00	2.50	8.50	12.10	10.80	13.50	9.90	3	16.00

	MASS MASSE [GX]	CABLE LEITUNG Ø [MM]	CROSS-SECTION QUERSCHNITT [MM²]	CRIMP-VERSION	MARKING KENNUNG 5	PLATING BESCHICHTUNG 7 CONTACT-INTERFACE KONTAKT-BEREICH	MINIMUM µM CRIMP	GAP SPALT G ±0.1	PART-NO. TEILE-NR.	REV 6	DATE DATUM
NOT SEALABLE	350	2.70 - 3.70	2.50 - 4.00	1	1A1	SNAG 1.2	SNAG 1.2	0.50	35256139	01	31AU18
					1B1	AG 3; OVER NI 1	SN 1.2		35256140	01	31AU18
					1A2	SNAG 1.2	SNAG 1.2	0.90	35256137	01	31AU18
					1B2	AG 3; OVER NI 1	SN 1.2		35256138	01	31AU18
	379	4.00 - 6.00	6.00 - 10.00	2	2A1	SNAG 1.2	SNAG 1.2	0.50	35256143	01	31AU18
					2B1	AG 3; OVER NI 1	SN 1.2		35256144	01	31AU18
					2A2	SNAG 1.2	SNAG 1.2	0.90	35256142	01	31AU18
					2B2	AG 3; OVER NI 1	SN 1.2		35256141	01	31AU18
	435	5.50 - 7.50	16.00	3	3A1	SNAG 1.2	SNAG 1.2	0.50	35256147	01	31AU18
					3A2	SNAG 1.2	SNAG 1.2	0.90	35256148	01	31AU18
SEALABLE	350	2.70 - 3.70	2.50 - 4.00	4	4A1	SNAG 1.2	SNAG 1.2	0.50	35256155	01	31AU18
					4B1	AG 3; OVER NI 1	SN 1.2		35256153	01	31AU18
					4A2	SNAG 1.2	SNAG 1.2	0.90	35256145	01	31AU18
					4B2	AG 3; OVER NI 1	SN 1.2		35256154	01	31AU18
	379	4.00 - 6.00	6.00 - 10.00	5	5A1	SNAG 1.2	SNAG 1.2	0.50	35256150	01	31AU18
					5B1	AG 3; OVER NI 1	SN 1.2		35256149	01	31AU18
					5A2	SNAG 1.2	SNAG 1.2	0.90	35256152	01	31AU18
					5B2	AG 3; OVER NI 1	SN 1.2		35256151	01	31AU18

DWG STATUS DATE	STG	REV	N/P	CHG	ZONE	REVISION HISTORY	AUTH	DR	APVD 1	APVD 2
26SE19	R	01				INITIAL RELEASE/ FREIGABE		FRI	PRT	PRT
06FE20	R	01	AA		D12	DIM 18: 2.6+-0.1 WAS/ WAR 2.72+-0.1 REFERENCE NEW		FRI	PRT	PRT

SCALE
MASSSTAB
2:1

2.5 - 4 mm²
NOT SEALABLE

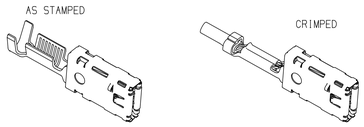

6 - 10 mm²
NOT SEALABLE

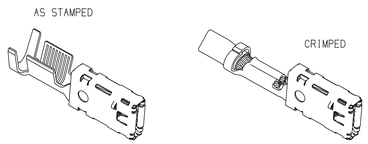

16 mm²
NOT SEALABLE

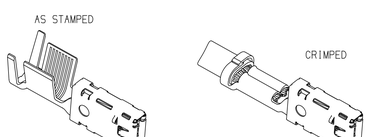

2.5 - 4 mm²
SEALABLE

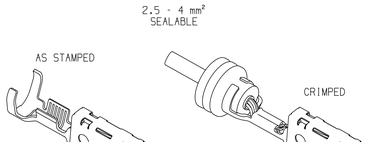

6 - 10 mm²
SEALABLE

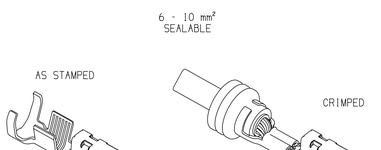

CRIMP-VERSION 1; 2; 3

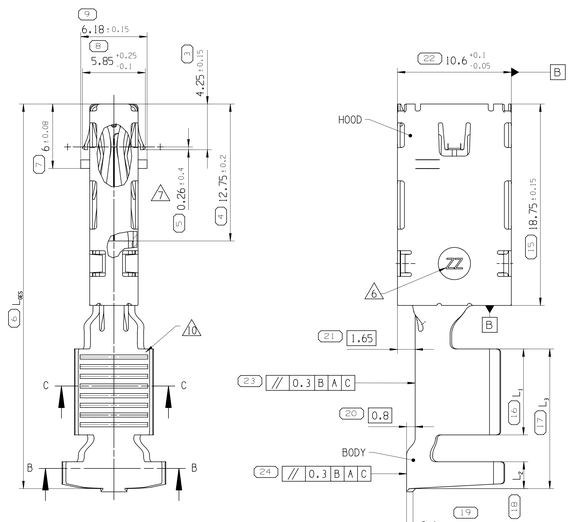

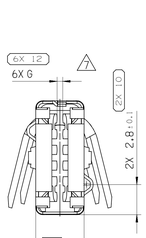

CRIMP-VERSION 4; 5
MISSING DIMENSIONS SEE VERSION 1

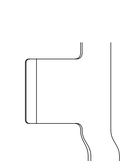

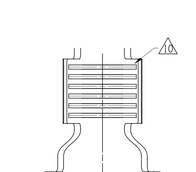

D-D
ONLY SECTIONAL PLANE SHOWN
NUR SCHNITTEBENE DARGESTELLT

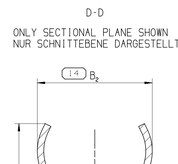

C-C
ONLY SECTIONAL PLANE SHOWN
NUR SCHNITTEBENE DARGESTELLT

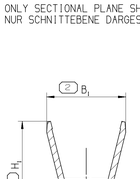

B-B
ONLY SECTIONAL PLANE SHOWN
NUR SCHNITTEBENE DARGESTELLT

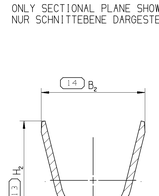

ALL CRIMP-VERSION
BOTTOM VIEW OF INSULATION CRIMP BLANK VIEW
ANNOTATION RECESSED MAX 0.1 MM

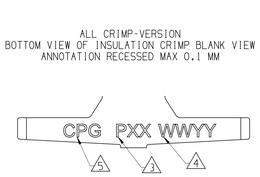

FIT AND FUNCTION SEALED, DO NOT SCALE
ANSCHLAGBILD WASSERDICHT, NICHT MASSSTAEBLICH

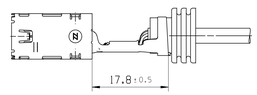

FIT AND FUNCTION UNSEALED, DO NOT SCALE
ANSCHLAGBILD NICHT WASSERDICHT, NICHT MASSSTAEBLICH

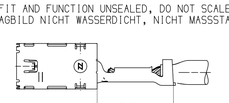

NOTES
BEMERKUNGEN

1	DIMENSIONS MASSE	MM	
2	MATING TAB STECKERBREITE	9.5± 0.1 MM	
25 3	MANUFACTURER MARKING HERSTELLER-KENNZEICHNUNG		BIO
26 4	MANUFACTURING-DATE: YEAR/ WEEK FERTIGUNGS-DATUM: JAHR/ WOCHE	WWYY	BIO
27 5	VARIATION MARKING AUSFUEHRUNGS-KENNZEICHNUNG		BIO; M5
28 6	PART-REVISION TEILE-REVISION	ZZ	G11; M6
7	CONTACT POINT KONTAKT PUNKT		HI3; EI3; M5
8	BODY-MATERIAL KONTAKTKOERPER-MATERIAL	CUCRTIS1; C18070; P530	
9	HOOD-MATERIAL UEBERFEDER-MATERIAL	X10CRNI188; RI300	
10	NUMBER OF SERRATION COININGS ANZAHL RILLENPRAEGUNGEN	K	F12; D7

SURVEY INSTRUCTION, PRUEFANWEISUNG

FEATURES MARKED BY SYMBOLS BELOW
TO BE INSPECTED AS SPECIFIED

MIT FOLGENDEN SYMBOLEN MARKIERTE MERKMALE
MUESSEN WIE SPEZIFIZIERT GEPRUEFT WERDEN

CONTROL DIMENSION, PRUEFMASS: ⬭

CHARACTERISTIC, EIGENSCHAFT: ▭

DIM TO CHECK PRUEFMASSE
DIM FOR HELP HILFSMASSE
THEORETIC DIM THEORE. MASSE

A LINE DRAWN THROUGH A PART NUMBER INDICATES THAT PHYSICAL PARTS ARE NOT AVAILABLE FOR ORDERING.

PART NUMBERS THAT DO NOT HAVE A LINE PRESENT INDICATE THAT PHYSICAL PARTS ARE AVAILABLE FOR ORDERING.

CONTACT APTIV SALES TO ASSURE AVAILABILITY OF PARTS.

MIT EINER LINE DURCHGESTRICHENE PART-NR. GEKENNZEICHNET, DASS DIESE PART-NR NICHT BESTELLT WERDEN KANN.

PART-NR. DIE KEINE LINE ZEIGEN, KENNZEICHNEN, DAS TEILE ZUR BESTELLUNG VERFUEGBAR SIND.

FUER VERFUEGBARKEIT DER PARTS DEN EINKAUF VON APTIV KONTAKTIEREN.

SHARP CORNER TOLERANCE

DIMENSIONAL RANGE (MM)		CHART D
FROM	0	>12
TO	12	
TOLERANCE UNLESS OTHERWISE SPECIFIED		
	±0.1	±0.2
ANGULAR TOLERANCE ±2°		

DWG TYP
PART DRAWING
WEIGHT (GR) SEE CHART
DISTR CODE D
VOLUME (CM³) N/A
ROUTING 35116855-CU551-S01
UNLESS OTHERWISE SPECIFIED

GENERAL TOLERANCES
ACCORDING TO:
SEE CHART D

GD&T
ACCORDING TO:
ISO 1101

REFERENCE

FIRST ANGLE PROJECTION

DO NOT SCALE
USE MATH DATA

NX

•APTIV•
CONNECTION SYSTEMS
D-42119 WUPPERTAL

COPYRIGHT 2019 APTIV. ALL RIGHTS RESERVED.

THIS DRAWING IS THE PROPERTY OF APTIV AND CONTAINS APTIV CONFIDENTIAL INFORMATION. THE REPRODUCTION, DISTRIBUTION AND UTILIZATION OF THIS DOCUMENT OR ITS RELATED CAD MATH DATA, AS WELL AS COMMUNICATION OF ANY CONTENT TO OTHERS, WITHOUT EXPRESS AUTHORIZATION, IS PROHIBITED.

DIESE ZEICHNUNG IST EIGENTUM DER FIRMA APTIV UND ENTHAELT APTIV VERTRAULICHE INFORMATIONEN. DIE REPRODUKTION, VERTEILUNG UND NUTZUNG DIESES DOKUMENTES (ODER DEREN ZUGEHOERIGEN CAD DATEN, ODER AUCH ALS KOMMUNIKATION VON BELIEBIGEN INHALT ZU ANDEREN, IST OHNE BERECHTIGUNGSPRUEFUNG DURCH DIE APTIV UNZULAESSIG

		DATE
DR	FRIMMERSDORF	26SE19
APVD1	PORTE	26SE19
APVD2	SYS	26SE19
APVD3		
APVD4		
APVD5		

SUBSTANCES OF CONCERN AND RECYCLED CONTENT PER APTIV 10949001
POTENTIELL GEFAEHRLICHE STOFFE UND RECYKLATANTEIL
GEMAESS APTIV 10949001

MATERIAL
SEE CHART

DRAWING NAME
CTS 9.5
FEMALE TERMINAL

KONTAKT-BUCHSE

DRAWING NUMBER
35116855

SIZE	SCALE	FRAME NO	SHEET NO	STG	REV	N/P
A0	5	1 OF 1	1 OF 1	R	01	AA

User: Fab51
Page: 51_USB00_CUB12_S01_01AA
Pgm: 51_USB00_CUB12_S01_01AA_Model: Go-W2-20 Time: 11:13:13