SYMBOL DEFINITION		
A DIMENSION WITHOUT AN INSPECTION REPORT SYMBOL DOES NOT REQUIRE INSPECTION. IT MAY BE CONTROLLED ON THE INDIVIDUAL COMPONENT DRAWING.	TOTAL NO OF INSPECTIONS REQUIRED	122
	LAST NO. USED	50

MISSING SYMBOLS
NO MISSING SYMBOL NUMBER

DWG STATUS DATE	TOOL	REV	PLAN	DWG	ZONE	REVISION HISTORY	RLTR	DR	APVD	APVD
01AP16	R	01	-	-		ALL PARTS - SUSPENDED DESIGN	432340	KV	KV	TKS
10MR17	R	02	-	-		ALL PARTS - RELEASED PART DRAWING	435182	SM	SM	TKS M
04MY17	R	03	-	-		ALL PARTS - REVISED GRAPHICS	436593	NKS	NKS	KST
05JN17	R	04	-	-		ALL PARTS - REVISED DOST ON DIM #24	436878	SM	SM	KST
11OCT17	R	05	-	-		ALL PARTS - REVISED DIM #29 & DIM #46	437786	NKS	NKS	KST
13DE17	R	06	-	-		ALL PARTS - DIM #44 WAS 2X DIA 38.2	438586	MSD	MSD	KST
12NO18	R	07	-	-		33337562 - UPDATED PART AVAILABILITY	441554	KRK	KRK	KST
05DE18	R	08	-	-		ALL PARTS - ADDED DIM #47 & MATERIAL CALLOUT IN CHART AND REVISED NOTE #4	441776	MSD	MSD	KST
13DE18	R	09	-	-		33337563 - UPDATED PART AVAILABILITY	441871	NKS	NKS	KST
20DE18	R	10	-	-		ALL PARTS - ADDED DIMS (NOTES) #48-#50	441942	NKS	NKS	KST
23FE19	R	11	-	-		33337564 - UPDATED PART AVAILABILITY	442528	NKS	NKS	KST
22MR19	R	12	-	-		33337566 - UPDATED PART AVAILABILITY	442761	VN	SNG	KST
07MY19	R	13	-	-		33337567 - UPDATED PART AVAILABILITY	443213	GM	SNG	KST
24JN19	R	14	-	-		33337565 - UPDATED PART AVAILABILITY	443727	DL	SNG	KST
30JL19	R	15	-	-		33337567 - REVISED MAT'L SPEC	444092	VN	SNG	KST
09MR20	R	16	-	-		ALL PARTS - REVISED GRAPHICS	551200	SM	SNG	KST

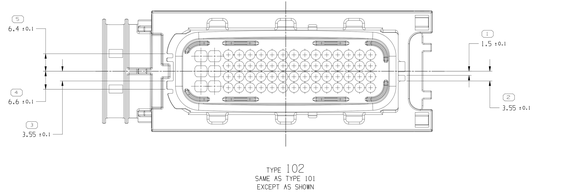

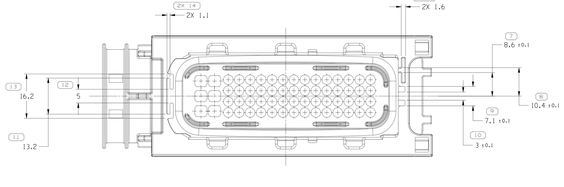

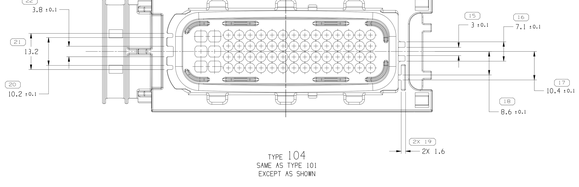

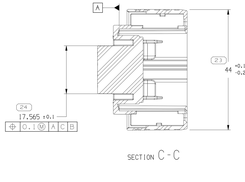

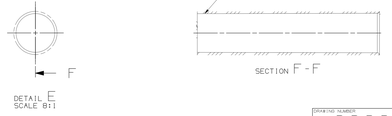

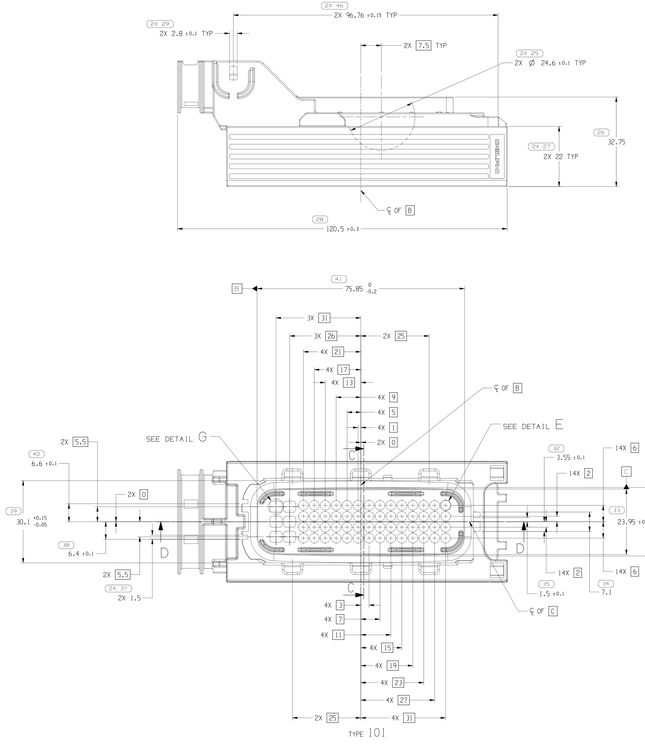

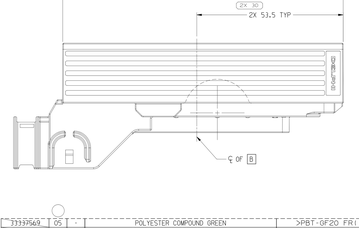

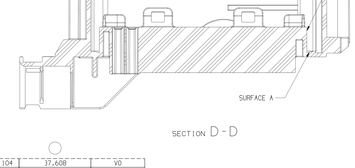

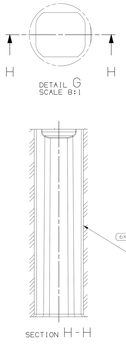

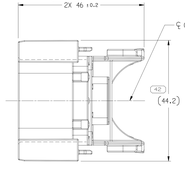

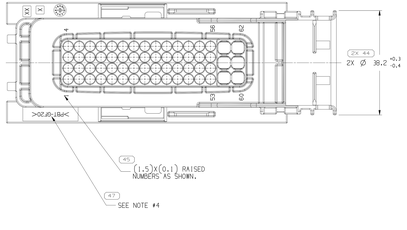

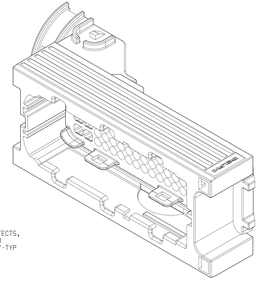

NOTES

1. UNLESS OTHERWISE SPECIFIED AND/OR INDICATED:

   DIMENSIONS ARE TO FACE OF VIEW SHOWN AND AUTOMATICALLY ROUNDED BY COMPUTER FOR INSPECTION (SEE MATH MODEL FOR PRECISE DIMENSIONS) . FOR ALL OTHER DIMENSIONS NOT SHOWN BUT REQUIRED FOR TOOL BUILD, SEE MATH MODEL FOR PRECISE TOOL PATH DATA.

2. THIS PRODUCT IS NOT CATEGORIZED AS AN APPEARANCE ITEM. MINOR IMPERFECTIONS INCLUDING, BUT NOT LIMITED TO, FLOW MARKS, COLOR BLEMISHES, GATE VESTIGE, AND SOFT FLASH THAT DO NOT AFFECT THE FIT, FORM, OR FUNCTION OF THE PART ARE PERMISSIBLE PER DPAP-4.7-CS-01.

3. FOR APPLICATION DATA SEE THE INDIVIDUAL APPLICATION DRAWINGS.

4. MATERIAL RECYCLING CODE PER ISO 11469, (1.5)X(0.1) CHARACTERS AS SHOWN (SEE CHART FOR MATERIAL CALLOUT) TO BE LOCATED ON ANY EXTERIOR SURFACE.

5. (1.3)X(0.1) DELPHI CORPORATE BRAND TO BE LOCATED ON ANY EXTERIOR SURFACE, PREFERABLY VISIBLE AT FINAL ASSEMBLY. OPTIONAL CONSTRUCTION FOR EXISTING TOOLING MAY BE "YES".

6. MAXIMUM CABLE TIE FORCE - 100N.

33337569	05	-	POLYESTER COMPOUND GREEN	>PBT-GF20 FR(17)<	104	37.608	V0
33337568	05	-	POLYESTER COMPOUND DK BLUE	>PBT-GF20 FR(17)<	103	37.634	V0
33337567	06	-	POLYESTER COMPOUND LT GRAY	>PBT-GF20 FR(17)<	102	37.870	V0
33337566	05	-	POLYESTER COMPOUND BLACK	>PBT-GF20 FR(17)<	101	37.877	V0
33337565	05	-	POLYESTER COMPOUND GREEN	>PBT-GF20<	104	37.608	NON-V0
33337564	05	-	POLYESTER COMPOUND DK BLUE	>PBT-GF20<	103	37.634	NON-V0
33337563	05	-	POLYESTER COMPOUND MD GRAY	>PBT-GF20<	102	37.870	NON-V0
33337562	05	-	POLYESTER COMPOUND BLACK	>PBT-GF20<	101	37.877	NON-V0
PART NO	REV	N/P	MATERIAL SPECIFICATION AND COLOR	MATERIAL CALLOUT	TYPE	VOLUME (CM³)	REMARKS

DRAWING NUMBER 33337570
A1x3 | SCALE 2:1 | SHEET 2 OF 2 | SHEET 1 OF 1 | R | REV 16 | N/P -

LINE DRAWN THROUGH A PART NUMBER INDICATES THAT PHYSICAL PARTS ARE NOT AVAILABLE FOR ORDERING.

PART NUMBERS THAT DO NOT HAVE A LINE PRESENT INDICATE THAT PHYSICAL PARTS ARE AVAILABLE FOR ORDERING.

CONTACT APTIV SALES TO ASSURE AVAILABILITY OF PARTS.

DWG TYPE: PART DRAWING

TITLE

VOLUME (CM³): SEE CHART | SYSTEM UNIT

UNLESS OTHERWISE SPECIFIED

THIS DOCUMENT IS IN ACCORDANCE WITH ASME Y14.5M-1994 UNLESS OTHERWISE SPECIFIED. ALL DIMENSIONS AND TOLERANCING MAXIMUM-MINIMUM, SEPARATE PATTERNS OF FEATURES MAY BE GAGED SEPARATELY REGARDLESS OF DATUM REFERENCES.

ALL DIMENSIONS ARE IN MILLIMETERS

(41) PROCESS SENSITIVE DIMENSION

DIMENSIONS ENCLOSED IN ( ) INDICATE REFERENCE DIMENSIONS AND NO TOLERANCE LISTED ARE STANDARDS.

DIMENSIONAL RANGE (MM)	0 - 6	>6 - 30	>30 - 120	>120 - 315	>315 - 1000	>1000 - 2000	>2000 - 4000	>4000 - 8000
TOLERANCE (UNLESS OTHERWISE SPECIFIED)	±0.25	±0.35	±0.50	±0.75	±1.00	±1.50	±2.00	±3.00

ANGULAR TOLERANCE ±0°

THIRD ANGLE PROJECTION

DO NOT SCALE

USE MATH DATA

NX

REFERENCE

		DATE
DR		
APVD1	V.KANDASAMY	01AP16
APVD2	V.KANDASAMY	01AP16
APVD3	TURNER KEVIN S	01AP16
APVD4		
APVD5		
MATERIAL	SUBSTANCES OF CONCERN AND RECYCLED CONTENT PER APTIV CRANKOS	
SIZE	SEE CHART	

DRAWING NAME: TAXI CONN 62 F CTS SLD

DRAWING NUMBER: 33337570

A1x3 | SCALE 2:1 | SHEET 2 OF 2 | SHEET 1 OF 1 | R | REV 16 | N/P -

APTIV

CONNECTION SYSTEMS

Chennai, India

COPYRIGHT 2016 APTIV. ALL RIGHTS RESERVED.

THIS DRAWING IS THE PROPERTY OF APTIV AND CONTAINS APTIV CONFIDENTIAL INFORMATION. THE INFORMATION CONTAINED HEREIN OR UTILIZATION OF THIS DOCUMENT OR ITS RELATED CAD MATH DATA, WILL NOT BE COMMUNICATED OR MADE KNOWN TO OTHERS, WITHOUT EXPRESS AUTHORIZATION, IN PRIVACY.

33337570

Sheet 1 of 2

Date: 05-May-20

Time: 21:08:23

Model: 33337570.dwg

Size: 1189.0x841.0x0.0

Plot Scale: 1.000000