CODING
SCALE 2:1

CODING A

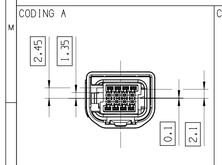

CODING B

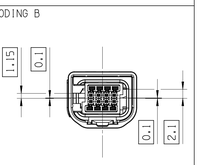

CODING C

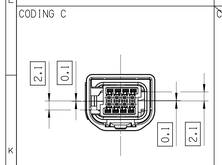

CODING D

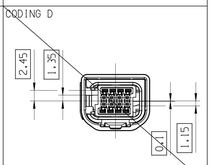

CODING E

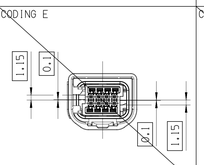

CODING F

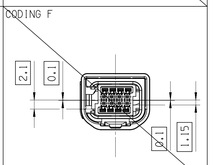

CODING G

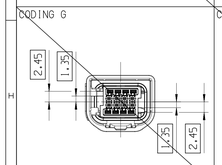

CODING H

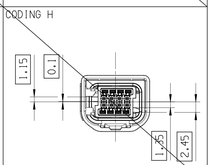

CODING J

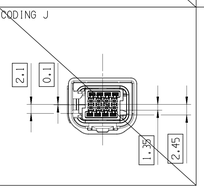

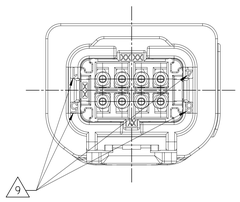

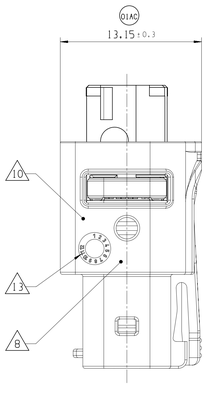

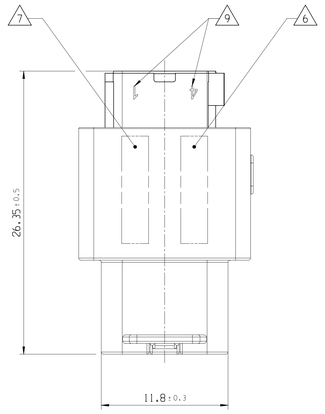

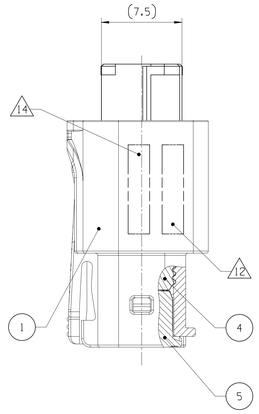

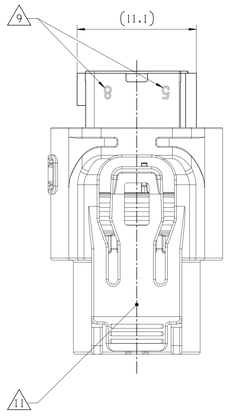

NOTES

1	DELIVERY CONDITION WITH TPA AT PRE-POSITION
2	GENERAL PART SURFACE, IF NOT OTHERWISE SPECIFIED: Ra<2.3µm (VDI3400-27); MOLD FLASH AND INJECTION GATE <0.1; MOLD OFFSET OR EJECTOR MARKS <0.1
3	TOLERANCING ISO 8015 (AD)-DIN EN ISO 291:2008-08
4	GENERAL TOLERANCE: ⌓ 0.4 CZ
5	ACCEPTANCE CONDITIONS ACC. DIN16742
6	APN APTIV PART NO.
7	CUSTOMER PART NO., OPTIONAL
8	ASSEMBLY PART REV.
9	TERMINAL CAVITY MARK
10	MOULD CAVITY MARK
11	APTIV COMPANY LOGOTYPE
12	MATERIAL IDENTIFICATION
13	DATE CLOCK
14	COUNTRY OF ORIGIN
Q1AC 15	PRODUCT SPECIFICATION PS35160629
16	APPLICATION SPECIFICATION AS35160629
17	MATCH TO INTERFACE S1035201, VERSION 3
18	SUITABLE TERMINAL SYSTEM: SEE TABLE
19	NOT USED TERMINAL CAVITIES MUST BE CLOSED BY SEAL PLUG: 33239444
20	MIN. POSSIBLE FEED-THROUGH APERTURE
21	OPERATION SPACE

DWG STATUS

DATE	STG	REV	N/P	CHG	ZONE	REVISION HISTORY	AUTH	DR	APVD 1	APVD 2
26JL19	R	01				INITIAL RELEASE		V.SAT	W.POS	R.SCH
14NO19	R	01	AA		B6	8WAY PRE-SERIAL ASSEMBLY NUMBERS ADDED 8WAY SERIAL PART NUMBERS ARE CROSSED		V.SAT	W.POS	R.SCH
26AU20	R	01	AB		D14 A8-B3	VIBRATION CLASSIFICATION SEVERITY CLASS FOR USCAR-2 WAS V2 BOM TABLE UPDATED		V.SAT	W.POS	R.SCH
30DE21	R	01	AC		D8-A3 A11-C9 E14 K6 B16-A15	BOM TABLE UPDATED REAR GRID VERSIONS TABLE ADDED SEALING CLASSIFICATION UPDATED NOTE 15 UPDATED SECONDARY LOCK POSITION TABLE UPDATED		V.HAR	V.SAT	R.SCH

CLASSIFICATION ACC.	LV 214	USCAR-2 Rev.6
SEALING CLASSIFICATION	TG23 -50 kPa	S2
VIBRATION CLASSIFICATION SEVERITY	SEVERITY 2	V1
TEMPERATURE RANGE	-40...+105° C	T2
THE PRODUCT SPECFICATION IS BINDING 15 Q1AC		

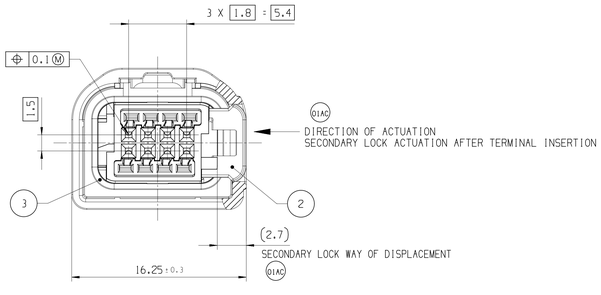

CONNECTION CLEARANCE
SCALE 2:1

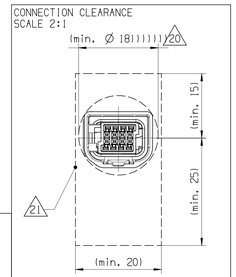

Q1AC

SECONDARY LOCK IN END-POSITION

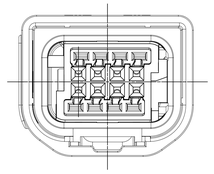

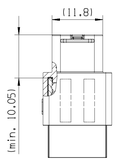

SUITABLE FEMALE CONTACT	DRAWING-NO.	MAX. WIRE CROSS SECTION
APTIV CTS 050 CB	33381898	0.35mm² FLRY
TE MCON 050 CB	33277910	0.35mm² FLRY

		01	02	03	04
8-5-1	Cavity No.	X			
				X	X
		05	06	07	08
8-6-2	Cavity No.	01	02	03	04
					X
		X			
		05	06	07	08
8-4-2	Cavity No.	01	02	03	04
			X	X	
		X		X	
		05	06	07	08
8-8-0	Cavity No.	01	02	03	04
		05	06	07	08

Variant Rear Grid	X - Closed Cavity
Rear Grid Versions	

Q1AC

FEMALE CONNECTOR DESIGNATION:	CODING	AVAILABLE FEMALE CONNECTORS APTIV PART NUMBER 8 WAY (SERIAL)	8 WAY (PRE-SERIAL)	WEIGHT CONNECTOR (g)	COLOUR OF CAVITY MODULE	SIMILAR TO RAL	ASM. HOUSING CODING A	B	C	D	E	F	G	H	J	SECONDARY LOCK	HOUSING SEAL	MAT SEAL	REAR GRID 8-8-0	8-4-2	8-6-2	8-5-1
FEMALE CONNECTOR ;	A	35355142	~~35398723~~	2.95	BLACK	9011	X									X	X	X	X			
		35632636	--	2.98																X		
	B	35355143	~~35398724~~	2.95	WHITE	9010		X											X			
	C	35355144	~~35398725~~	2.95	BLUE	5012			X										X			
	D	--	--		VIOLET	4004				X												
	E	--	--		GREEN	6017					X											
	F	--	--		BROWN	8011						X										
	G	--	--		GREY	7036							X									
	H	--	--		LIGHT PINK	3015								X								
	J	--	--		BEIGE	1001									X							

ITEM	DESIGNATION		MATERIAL	COLOUR	SIMILAR RAL
5	REAR GRID	8-5-1 8-6-2 8-4-2 8-8-0	>PBT-GF15 HR<	NATURAL	-
4	MAT SEAL		>VMQ<; 20 SHORE A	REDDISH BROWN	3013
3	HOUSING SEAL		>VMQ<; 50 SHORE A	REDDISH BROWN	3011
2	SECONDARY LOCK		>PBT-GF30<	VIOLET	4006
1	ASM HOUSING	OUTER HOUSING	>PBT-GF15 HR<	BLACK	9011
		CAVITY MODULE	>PBT-GF20<	SEE TABLE	

3D-VIEW
SCALE 2:1

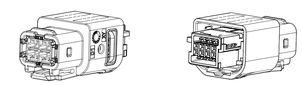

DWG TYP: CUSTOMER PART DRAWING
WEIGHT (GR): SEE TABLE
VOLUME (CM³): -
ROUTING:
DISTR CODE: D

UNLESS OTHERWISE SPECIFIED
GENERAL TOLERANCES ACCORDING TO: SEE TABLE
GD&T ACCORDING TO: ISO 1101
REFERENCE
FIRST ANGLE PROJECTION
DO NOT SCALE
USE MATH DATA

•APTIV•
CONNECTION SYSTEMS
Chennai, India
COPYRIGHT 2019 APTIV. ALL RIGHTS RESERVED.
THIS DRAWING IS THE PROPERTY OF APTIV AND CONTAINS APTIV CONFIDENTIAL INFORMATION. THE REPRODUCTION, DISTRIBUTION AND UTILIZATION OF THIS DOCUMENT OR ITS RELATED CAD MATH DATA, AS WELL AS COMMUNICATION OF ANY CONTENT TO OTHERS, WITHOUT EXPRESS AUTHORIZATION, IS PROHIBITED.

		DATE
DR	V.SATHISH	26JL19
APVD1	M.POSMIK	26JL19
APVD2	R.SCHMIDT	26JL19
APVD3		
APVD4		
APVD5		

SUBSTANCES OF CONCERN AND RECYCLED CONTENT PER APTIV [0949001]
MATERIAL: SEE TABLE
DRAWING NAME: 8WAY FEMALE CONNECTOR 0.5MM TERMINAL - WATERPROOF
DRAWING NUMBER: 35160629

SIZE	SCALE	FRAME NO	SHEET NO	STG	REV	N/P
A0	5:1	1 OF 1	1 OF 1	R	01	AC

User: LAB0
Plot Date: 08-Feb-22 Time: 20140148
Plot Scale: 100.000000 % Plot Offset: 0.000000,0.000000 MM
Plot Rotation: 0.00 Plot Device: DWG To PDF.pc3