SYMBOL DEFINITION		
A DIMENSION WITHOUT AN INSPECTION REPORT SYMBOL ( ) DOES NOT REQUIRE INSPECTION. IT MAY BE CONTROLLED ON THE INDIVIDUAL COMPONENT DRAWING.	TOTAL NO OF INSPECTIONS REQUIRED	3
	LAST NO. USED	3

MISSING SYMBOLS

NO MISSING SYMBOL NUMBER

DWG STATUS					ZONE	REVISION HISTORY	AUTH	DR	APVD 1	APVD 2
DATE	STG	REV	N/P	CHG						
20DE21	R	01	-	-		INITIAL RELEASE	447939	YF	SC	JZ
16FE22	R	02	-	-		SEALING CLASSIFICATION, TEMPERATURE RANGE, VIBRATION CLASSIFICATION SEVERITY UPDATED NOTE 19 UPDATED. ADD NEW PNS, UPDATED TO DRAWING FORMATE	447939	YF	SC	JZ

CAVITY DETAIL

35633255(12-12-0)

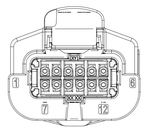

35633259(12-9-1)

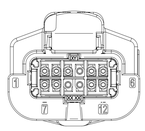

35633260(12-8-1)

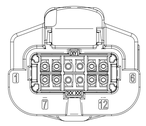

35647650(12-8-2)

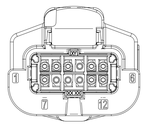

35647651(12-7-1)

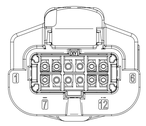

VERSION 1 (0°):

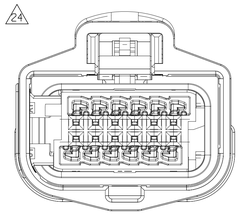

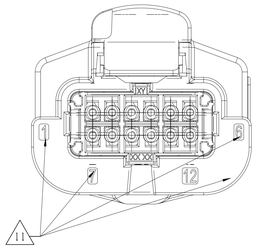

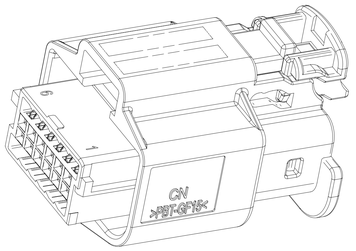

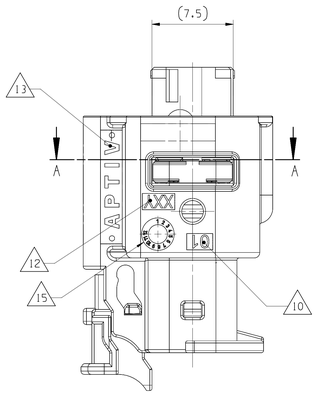

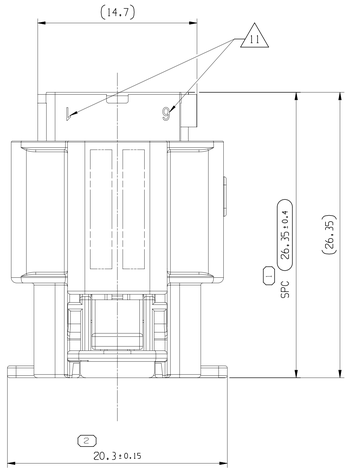

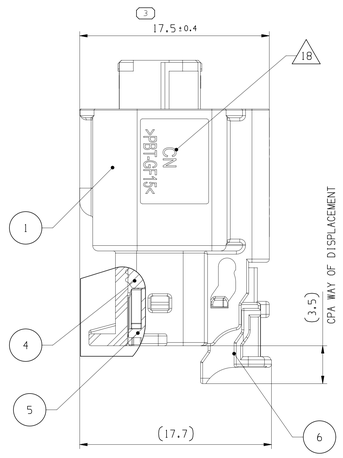

12-7-1	0°	Cavity No.	01	02	03	04	05	06
					X	X		
				X	X	X		
			07	08	09	10	11	12
12-8-2	0°	Cavity No.	01	02	03	04	05	06
						X		
				X	X	X		
			07	08	09	10	11	12
12-8-1	0°	Cavity No.	01	02	03	04	05	06
					X	X		
					X	X		
			07	08	09	10	11	12
12-9-1	0°	Cavity No.	01	02	03	04	05	06
						X		
					X	X		
			07	08	09	10	11	12
12-12-0	0° & 180°	Cavity No.	01	02	03	04	05	06
			07	08	09	10	11	12
Total-Ope n-Counter	Suitable Connector	-						
Variant Rear Grid		X - Closed Cavity						
Rear Grid Versions								

CLASSIFICATION ACC.	LV 214	USCAR-2 Rev.7
SEALING CLASSIFICATION	IPX9K*	S3**
VIBRATION CLASSIFICATION SEVERITY	SEVERITY 4	V3
TEMPERATURE RANGE	-40...+125° C	T3
THE PRODUCT SPECFICATION IS BINDING 19		

*ONLY WITH PROTECTION COVER

** EXCEPT RSAA 5.6.7

CPA
SCALE 2:1

CPA IN END POSITION

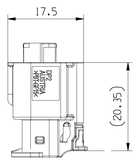

SECONDARY LOCK
SCALE 2:1

SECONDARY LOCK IN END POSITION

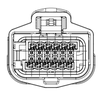

CONNECTION CLEARANCE (12 WAY)
SCALE 2:1

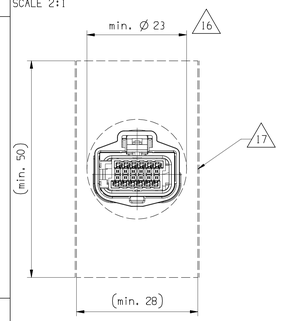

LOCAL SECTION A-A
TURNED THROUGH 90°

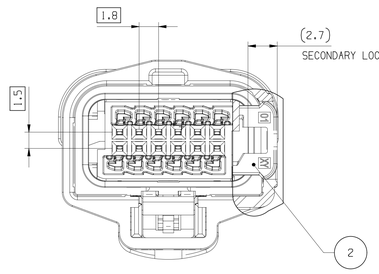

NOTES

1. DELIVERY CONDITON WITH TPA AND CPA AT PRE-POSITION
2. ~~APPLICABLE FOR ALL CODINGS~~
3. ~~APPLICABLE FOR ALL POLECOUNT VERSIONS~~
4. GENERAL PART SURFACE, IF NOT OTHERWISE SPECIFIED: Ra<2.3µm (VDI3400-27); MOLD FLASH AND INJECTION GATE <0.1; MOLD OFFSET OR EJECTOR MARKS <0.1
5. TOLERANCING ISO 8015 (AD) -DIN EN ISO 291:2008-08
6. GENERAL TOLERANCE: ⌓ 0.4 CZ
7. ACCEPTANCE CONDITIONS ACC. ISO 20457
10. ASSEMBLY PART REV.
11. TERMINAL CAVITY MARK
12. MOULD CAVITY MARK
13. APTIV COMPANY LOGOTYPE
14. MATERIAL IDENTIFICATION
15. DATE CLOCK
16. MIN. POSSIBLE FEED-THROUGH APERTURE
17. OPERATION SPACE
18. COUNTRY OF ORIGIN
19. PRODUCT SPECIFICATION PS35190234
20. APPLICATION SPECIFICATION "T.B.D"
21. MATCH TO INTERFACE S1035201 VERSION 1 & 2
22. SUITABLE TERMINAL SYSTEM: SEE TABLE
23. NOT USED TERMINAL CAVITIES MUST BE CLOSED BY SEAL PLUG: 33239444
24. VERSION 1 (0); 12-WAY FEMALE CONNECTOR SHOWN

ITEM	DESIGNATION		MATERIAL	COLOUR	SIMILAR RAL
7	CAVITY MODULE (35481141)		>PA6-GF30<	SEE TABLE	
6	CPA (35500574)		>PBT-GF20<	RED	3001
5	REAR GRID	12-7-1 (35648077)	>PBT-GF15 HR<	NATURAL	-
		12-8-2 (35648076)			
		12-8-1 (35623291)			
		12-9-1 (35492004)			
		12-12-0 (35481157)			
4	MAT SEAL (35481164)		>VMQ<; 20 SHORE A	REDDISH BROWN	3013
3	HOUSING SEAL (35481163)		>VMQ<; 50 SHORE A	REDDISH BROWN	3011
2	SECONDARY LOCK (35481154)		>PBT-GF30<	VIOLET	4006
1	OUTER HOUSING	OUTER HOUSING 0° (35511044)	>PBT-GF15 HR<	BLACK	9011
		OUTER HOUSING 180°			

DESIGNATION:	CODING	APTIV PART NO. SERIAL	WEIGHT CONNECTOR (g)	COMPOSITION FEMALE CONNECTOR: ASM. HOUSING: CAVITY MODULE: COLOUR OF CAVITY MODULE	SIMILAR TO RAL	CODING A	B	C	D	E	F	G	H	J	OUTER HOUSING 0°	180°	SECONDARY LOCK	HOUSING SEAL	MAT SEAL	REAR GRID 12-12-0	12-9-1	12-8-1	12-8-2	12-7-1	CPA
FEMALE CONNECTOR ; (WITH CPA)	A	35633255	4.38	BLACK (35481141)	9011	X									X		X		X	X	X					X
		35633259													X							X				
		35633260													X								X			
		35647650													X									X		
		35647651													X										X	
	B	--		WHITE	9010		X																			
	C	--		BLUE	5012			X																		
	D	--		VIOLET	4004				X																	
	E	--		GREEN	6017					X																
	F	--		BROWN	8011						X															
	G	--		GREY	7036							X														
	H	--		LIGHT PINK	3015								X													
	J	--		BEIGE	1001									X												

SUITABLE FEMALE CONTACT	DRAWING-NO.	MAX. WIRE CROSS SECTION
APTIV CTS 050 CB	3338189B	0.35mm² FLRY
TE MCON 050 CB	3327791O	0.35mm² FLRY

A ——— LINE DRAWN THROUGH A PART NUMBER INDICATES THAT PHYSICAL PARTS ARE NOT AVAILABLE FOR ORDERING.

PART NUMBERS THAT DO NOT HAVE A LINE PRESENT INDICATE THAT PHYSICAL PARTS ARE AVAILABLE FOR ORDERING.

CONTACT APTIV SALES TO ASSURE AVAILABILITY OF PARTS.

DWG TYPE: PART DRAWING

STYLE

VOLUME (CM³): SEE TABLE

DISTR CODE: D

UNLESS OTHERWISE SPECIFIED

THIS DOCUMENT IS IN ACCORDANCE WITH ASME Y14.5-2009, SEE APTIV ENGINEERING DESIGN STANDARD B6 2017 FOR ISO 10012:2004 RECONCILIATION REQUIREMENTS.

ALL DIMENSIONS ARE IN MILLIMETERS

REFERENCE

(I) PROCESS SENSITIVE DIMENSION

DIMENSIONS ENCLOSED IN ( ) INDICATE REFERENCE DIMENSIONS AND NO TOLERANCE LIMITS ARE ESTABLISHED

DIMENSIONAL RANGE (MM) FROM TO	> 0 20	> 20 30	> 30 70	> 70 100	>100 150	>150 200	>200 250	>250 300	>300 400
TOLERANCE UNLESS OTHERWISE SPECIFIED	±0.15	±0.2	±0.3	±0.4	±0.5	±0.6	±0.8	±1	±1.2
ANGULAR TOLERANCE ±2°									

CHART E1

THIRD ANGLE PROJECTION

DO NOT SCALE

USE MATH DATA

NX

APTIV

CONNECTION SYSTEMS

Chennai, India

COPYRIGHT 2021 APTIV. ALL RIGHTS RESERVED.

THIS DRAWING IS THE PROPERTY OF APTIV AND CONTAINS APTIV CONFIDENTIAL INFORMATION. THE REPRODUCTION, DISTRIBUTION AND UTILIZATION OF THIS DOCUMENT OR ITS RELATED CAD MATH DATA, AS WELL AS COMMUNICATION OF ANY CONTENT TO OTHERS, WITHOUT EXPRESS AUTHORIZATION, IS PROHIBITED.

		DATE
DR		
APVD1	DONG YAFENG	20DE21
APVD2	KEVIN ZHOU	20DE21
APVD3	JONNY ZHENG	20DE21
APVD4		
APVD5		

SUBSTANCES OF CONCERN AND RECYCLED CONT[0949001 [0949001]

MATERIAL: SEE TABLE SEE TABLE

DRAWING NAME: TAXI CONN 12 F CTS 050 SLD

DRAWING NUMBER: 35633209

SIZE	SCALE	FRAME NO	SHEET NO	STG	REV	N/P
A0	5:1	1 OF 1	1 OF 1	R	02	-