SYMBOL DEFINITION		
A DIMENSION WITHOUT AN INSPECTION REPORT SYMBOL ( ) DOES NOT REQUIRE INSPECTION. IT MAY BE CONTROLLED ON THE INDIVIDUAL COMPONENT DRAWING.	TOTAL NO OF INSPECTIONS REQUIRED	7
	LAST NO. USED	4

MISSING SYMBOLS
NO MISSING SYMBOL NUMBER

DWG STATUS					ZONE	REVISION HISTORY	AUTH	DR	APVD 1	APVD 2
DATE	STG	REV	N/P	CHG						
25OC21	R	01	-	-		RELEASED PART DRAWING	554659	AN	RAK	MRA
06JA22	R	02	-	-		MATERIAL COLOR WAS BLUE	556226	RAK	RAK	MRA
12MY22	R	02	AA	-		UPDATED PDM ATTRIBUTES	557437	ESG	JAA	MRA
29JN22	R	02	AB	-		UPDATED PART AVAILABILITY (P/N WAS NOT AVAILABLE)	557943	ESG	JAA	MRA



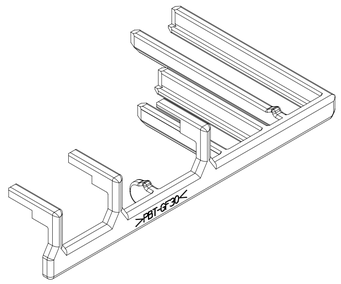

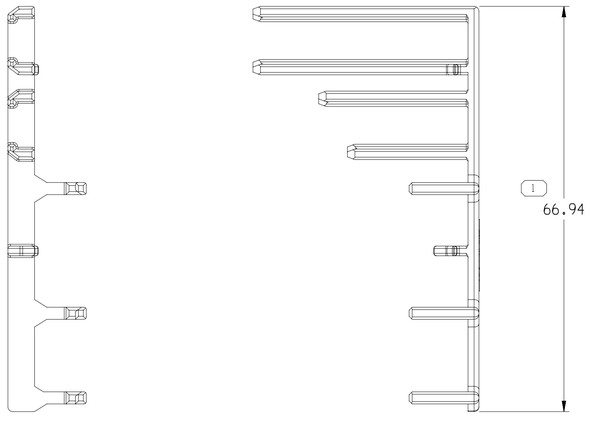

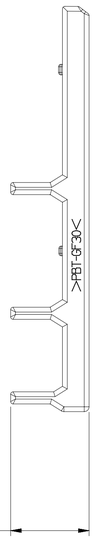

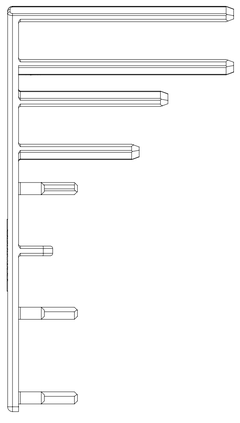

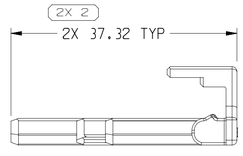

NOTES

1. UNLESS OTHERWISE SPECIFIED AND/OR INDICATED:
   DIMENSIONS ARE TO FACE OF VIEW SHOWN AND AUTOMATICALLY ROUNDED BY COMPUTER FOR INSPECTION (SEE MATH MODEL FOR PRECISE DIMENSIONS). FOR ALL OTHER DIMENSIONS NOT SHOWN BUT REQUIRED FOR TOOL BUILD, SEE MATH MODEL FOR PRECISE TOOL PATH DATA.

(4)

2. MATERIAL RECYCLING CODE PER ISO 11469. (1.5)X(0.1) CHARACTERS AS SHOWN TO BE LOCATED ON ANY EXTERIOR SURFACE.

3. MATING COMPONENTS OR EQUIVALENT:
   CONNECTOR 35612031

4. INSERTION FORCE WITH MATING CONNECTOR SHALL BE BETWEEN 15 AND 65 NEWTONS.

5. EXTRACTION FORCE FROM MATING CONNECTOR SHALL BE BETWEEN 15 AND 100 NEWTONS.

6. DIMENSIONING BASED ON REFERENCE TPA SEE 15467562.

(1) PROCESS SENSITIVE DIMENSION

DIMENSIONS ENCLOSED IN ( ) INDICATE REFERENCE DIMENSIONS AND NO TOLERANCE LIMITS ARE ESTABLISHED

DIMENSIONAL RANGE (MM)									CHART EI
FROM	> 0	>20	>30	>70	>100	>150	>200	>250	>300
TO	20	30	70	100	150	200	250	300	400
TOLERANCE UNLESS OTHERWISE SPECIFIED									
	±0.15	±0.2	±0.3	±0.4	±0.5	±0.6	±0.8	±1	±1.2
ANGULAR TOLERANCE ±2°									

A ——— LINE DRAWN THROUGH A PART NUMBER INDICATES THAT PHYSICAL PARTS ARE NOT AVAILABLE FOR ORDERING.

PART NUMBERS THAT DO NOT HAVE A LINE PRESENT INDICATE THAT PHYSICAL PARTS ARE AVAILABLE FOR ORDERING.

CONTACT APTIV SALES TO ASSURE AVAILABILITY OF PARTS.

DWG TYPE: PART DRAWING

STYLE:

VOLUME (CM³): 1.625

DISTR CODE:

UNLESS OTHERWISE SPECIFIED

THIS DOCUMENT IS IN ACCORDANCE WITH ASME Y14.5-2009, SEE DELPHI ENGINEERING DESIGN STANDARD B6 2017 FOR ISO 10012:2004 RECONCILIATION REQUIREMENTS.

ALL DIMENSIONS ARE IN MILLIMETERS

REFERENCE: 15467562

THIRD ANGLE PROJECTION

DO NOT SCALE

USE MATH DATA

CAD NX

•APTIV•

CONNECTION SYSTEMS

Chennai, India

COPYRIGHT 2021 APTIV. ALL RIGHTS RESERVED.

THIS DRAWING IS THE PROPERTY OF APTIV AND CONTAINS APTIV CONFIDENTIAL INFORMATION. THE REPRODUCTION, DISTRIBUTION AND UTILIZATION OF THIS DOCUMENT OR ITS RELATED CAD MATH DATA, AS WELL AS COMMUNICATION OF ANY CONTENT TO OTHERS, WITHOUT EXPRESS AUTHORIZATION, IS PROHIBITED.

		DATE
DR		
APVD1	A.NALLUSAMY	25OC21
APVD2	ABHAYA KISHORE	25OC21
APVD3	MIGUEL A. RANGEL	25OC21
APVD4		
APVD5		

SUBSTANCES OF CONCERN AND RECYCLED CONT 10949001 10949001

MATERIAL: POLYESTER COMPOUND BROWN

DRAWING NAME: LOCK SECONDARY TPA

DRAWING NUMBER: 35612044

SIZE	SCALE	FRAME NO	SHEET NO	STG	REV	N/P
A1	2:1	1 OF 1	1 OF 1	R	02	AB

User: sjhris
Plot: 35612044_CUSOL-SOL/02AB Date: 30-Jun-22 Time: 15:19:46
sjhris4,063020222,15:18,74pabe.nor