
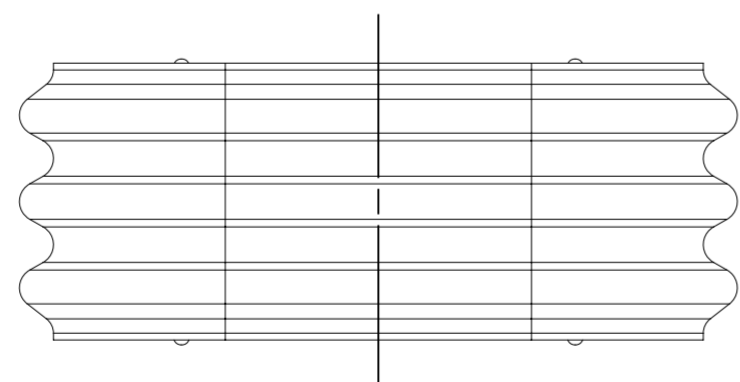
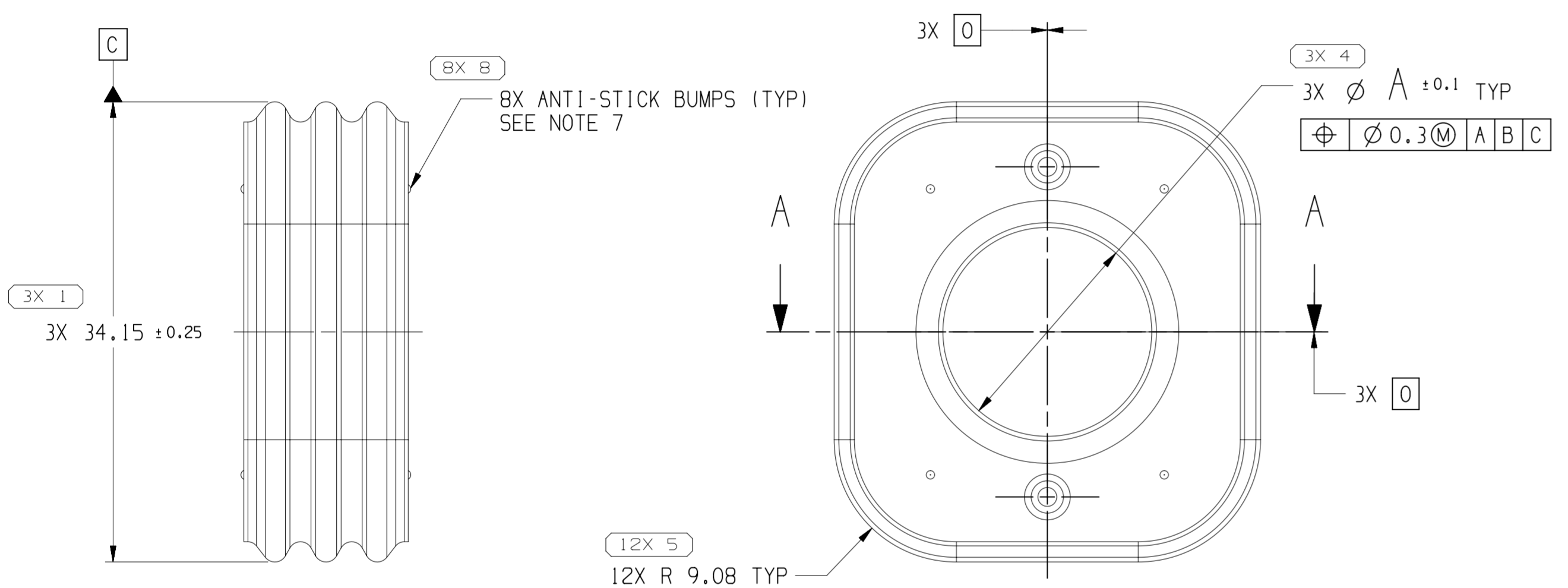
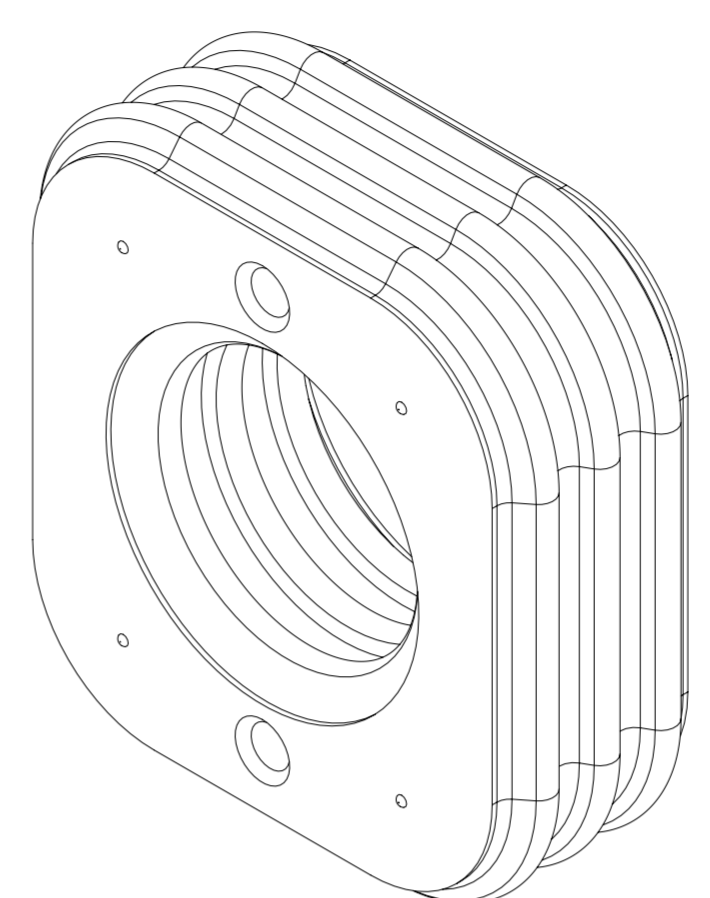
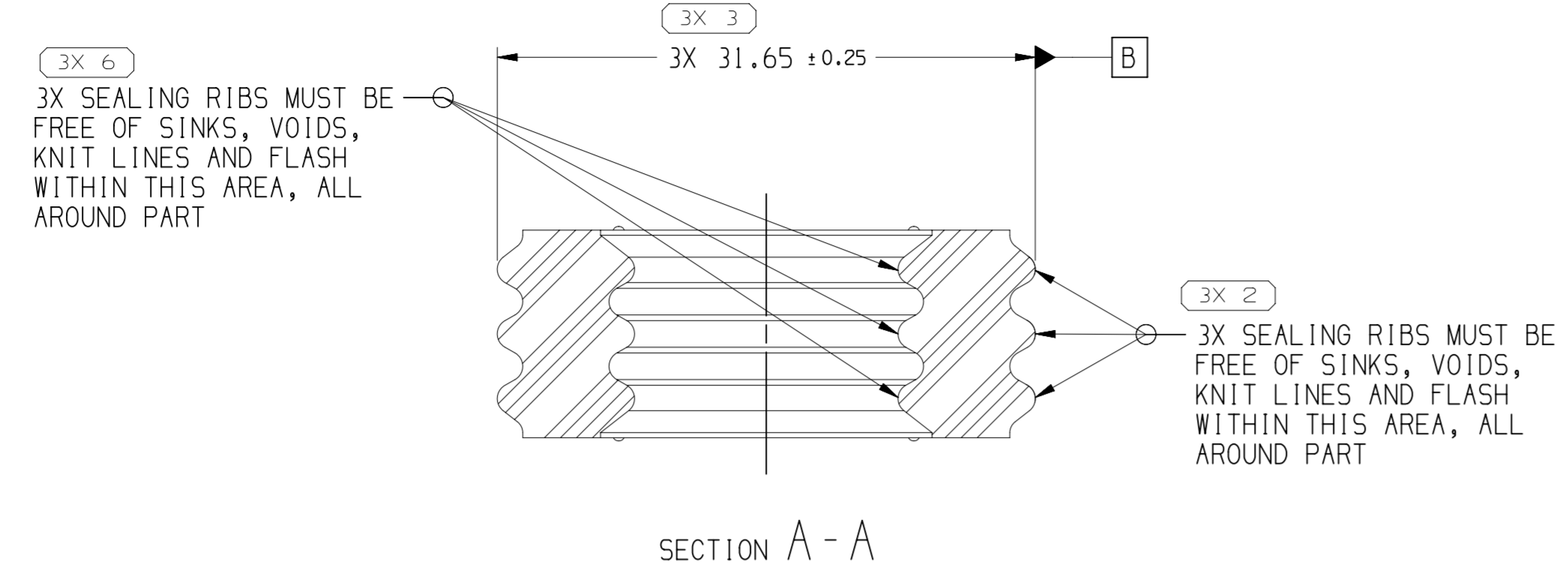


SYMBOL DEFINITION		TOTAL NO OF INSPECTIONS REQUIRED	
A DIMENSION WITHOUT AN INSPECTION REPORT SYMBOL  DOES NOT REQUIRE INSPECTION. IT MAY BE CONTROLLED ON THE INDIVIDUAL COMPONENT DRAWING.		36	
	LAST NO. USED	8	

MISSING SYMBOLS		NO MISSING SYMBOL NUMBER		DWG STATUS		ZONE	REVISION HISTORY		AUTH	DR	APVD 1	APVD 2
DATE	STG	REV	N/P	CHG								
03FE23	R	01	-	-			RELEASED PART DRAWING		557981	SDC	DL	TAV
07AP23	R	02	-	-			35688753 - MAT'L WAS OCHER, ADDED Ø A COLUMN TO CHART, ANTI-STICK BUMPS, I DIM & NOTE 7, REMOVED PARTIAL SECTION VIEW, AND REVISED TOLERANCES TO 4 DIMS		560053	MLM	MLM	TM
08AU23	R	03	-	-			35688753 - MAT'L VOLUME WAS 8.265		561430	JS	JS	TAV



NOTES

- UNLESS OTHERWISE SPECIFIED AND/OR INDICATED:
DIMENSIONS ARE TO FACE OF VIEW SHOWN AND AUTOMATICALLY ROUNDED BY COMPUTER FOR INSPECTION (SEE MATH MODEL FOR PRECISE DIMENSIONS). FOR ALL OTHER DIMENSIONS NOT SHOWN BUT REQUIRED FOR TOOL BUILD, SEE MATH MODEL FOR PRECISE TOOL PATH DATA.
- PARTS SHOWN ON THIS DRAWING USED IN ASSEMBLIES SHOWN ON TAXI 35688763 AND 35688764.
- THIS PRODUCT IS NOT CATEGORIZED AS AN APPEARANCE ITEM, MINOR IMPERFECTIONS INCLUDING, BUT NOT LIMITED TO, FLOW MARKS, COLOR BLEMISHES, GATE VESTIGE, AND SOFT FLASH THAT DO NOT AFFECT THE FIT, FORM, OR FUNCTION OF THE PART ARE PERMISSIBLE PER EANP-4-3-CS-01-EN.
- PARTS ARE TO BE PACKAGED IN SEALED PLASTIC BAGS. GROSS WEIGHT INCLUDING CARTON IS NOT TO EXCEED 30 POUNDS.
- SEALING SURFACES MUST BE FREE OF DEFECTS, PARTING LINES, MOLD MISMATCH AND KNIT LINES ETC.
- PARTS MUST BE FREE OF DUST, DIRT, CARBOARD FIBERS, OR ANY PARTICULATE THAT MAY CAUSE FIT OR FUNCTION CONCERNS.
- ANTI-STICK BUMP LOCATIONS ARE REFERENCE ONLY AND MAY BE MOVED FOR GATING PURPOSES.

<p>A LINE DRAWN THROUGH A PART NUMBER INDICATES THAT PHYSICAL PARTS ARE NOT AVAILABLE FOR ORDERING.</p> <p>PART NUMBERS THAT DO NOT HAVE A LINE PRESENT INDICATE THAT PHYSICAL PARTS ARE AVAILABLE FOR ORDERING.</p> <p>CONTACT APTIV SALES TO ASSURE AVAILABILITY OF PARTS.</p>	
<p>DWG TYPE: PART DRAWING</p>	
<p>STYLE</p>	<p>DISTR CODE: D</p>
<p>VOLUME (CM³): SEE CHART</p>	<p>UNLESS OTHERWISE SPECIFIED</p> <p>THIS DOCUMENT IS IN ACCORDANCE WITH ASME Y14.5-2009. SEE APTIV ENGINEERING DESIGN STANDARD B6 2017 FOR ISO 1101:2004 RECONCILIATION REQUIREMENTS.</p>
<p>ALL DIMENSIONS ARE IN MILLIMETERS</p>	
<p>THIRD ANGLE PROJECTION</p>	
<p>DO NOT SCALE USE MATH DATA</p>	

• APTIV •

CONNECTION SYSTEMS
Chennai, India
COPYRIGHT 2023 APTIV. ALL RIGHTS RESERVED.

THIS DRAWING IS THE PROPERTY OF APTIV AND CONTAINS APTIV CONFIDENTIAL INFORMATION. THE REPRODUCTION, DISTRIBUTION AND UTILIZATION OF THIS DOCUMENT OR ITS RELATED CAD MATH DATA, AS WELL AS COMMUNICATION OF ANY CONTENT TO OTHERS, WITHOUT EXPRESS AUTHORIZATION, IS PROHIBITED.

DR	DATE
APVD1: S. DINESH	03FE23
APVD2: L. DAYALAN	03FE23
APVD3: T. VOLPONE	03FE23
APVD4:	
APVD5:	

SUBSTANCES OF CONCERN AND RECYCLED CONTENT 10949001

MATERIAL: SEE CHART

DRAWING NAME: TAXI SEAL CBL/CONN

DRAWING NUMBER: 35688756

SIZE: A1	SCALE: 3:1	FRAME NO: 1 OF 1	SHEET NO: 1 OF 1	STG: R	REV: 03	N/P: -
----------	------------	------------------	------------------	--------	---------	--------

35688753	03	-	TBD	SILICONE RUBBER COMPOUND YELLOW	70 150	8.322	15.5
PART NO	REV	N/P	TYPE	MATERIAL SPECIFICATION AND COLOR	CABLE SIZE (MM ²)	VOLUME (CM ³)	Ø A ± 0.1

<p>6 PROCESS SENSITIVE DIMENSION</p> <p>DIMENSIONS ENCLOSED IN () INDICATE REFERENCE DIMENSIONS AND NO TOLERANCE LIMITS ARE ESTABLISHED</p>		<p>CHART E1</p> <p>FROM TO</p> <p>> 0 > 20 > 30 > 70 > 100 > 150 > 200 > 250 > 300 > 400</p> <p>TOLERANCE UNLESS OTHERWISE SPECIFIED</p> <p>±0.15 ±0.2 ±0.3 ±0.4 ±0.5 ±0.6 ±0.8 ±1 ±1.2</p> <p>ANGULAR TOLERANCE ±2°</p>
--	--	--