SYMBOL DEFINITION		
A DIMENSION WITHOUT AN INSPECTION REPORT SYMBOL ( ) DOES NOT REQUIRE INSPECTION. IT MAY BE CONTROLLED ON THE INDIVIDUAL COMPONENT DRAWING.	TOTAL NO OF INSPECTIONS REQUIRED	9
	LAST NO. USED	6

MISSING SYMBOLS
NO MISSING SYMBOL NUMBER

DWG STATUS					ZONE	REVISION HISTORY	AUTH	DR	APVD 1	APVD 2
DATE	STG	REV	N/P	CHG						
02AP18	R	01	-	-	-	CREATED TAXI DRAWING	439099	POT	VJS	JAM
08JA20	R	02	-	-	-	REVISED CHART	444915	GSM	VJS	JAM
11NO20	R	03	-	-	-	BOM UPDATED CHANGE NOTE OF TYPE 102	446102	EAN	VJS	JAM

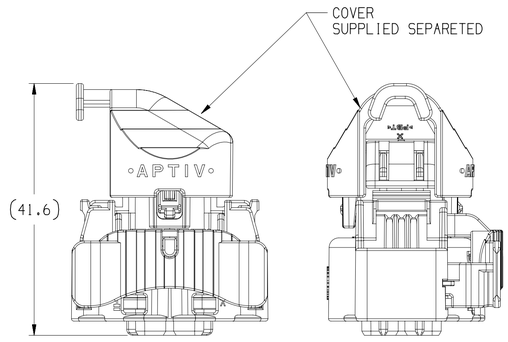

REFERENCE ASSEMBLY VIEW WITH COVER
ONLY FOR INFORMATION

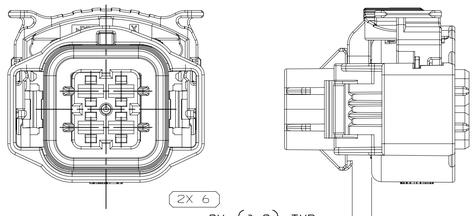

TYPE 102
SAME AS TYPE 101
EXCEPT AS SHOWN

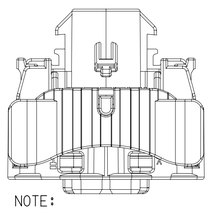

NOTE:

THIS PART ACCEPTS THE FOLLOWING
COMPONENTS OR EQUIVALENT:

COVER - 35462500
COVER - ~~35115842~~ - OPTIONAL CONSTRUCTION

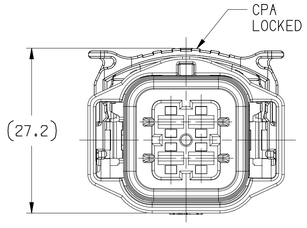

ONLY FOR INFORMATION

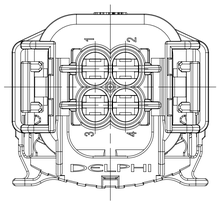

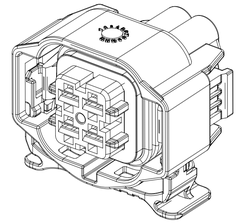

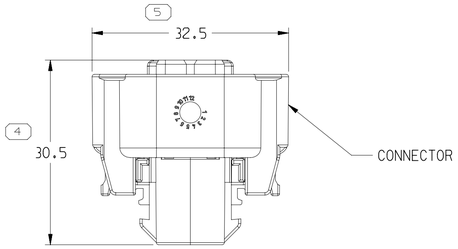

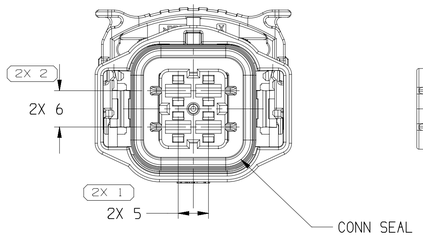

TYPE 101

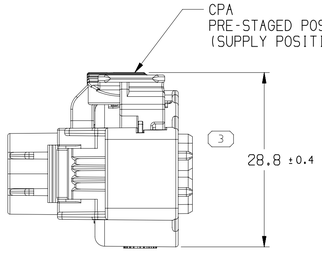

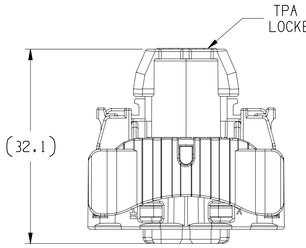

REF. ASSEMBLY VIEW

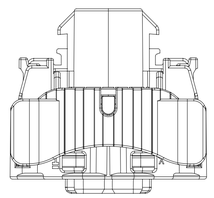

NOTES:

1. UNLESS OTHERWISE SPECIFIED AND/OR INDICATED:

   DIMENSIONS ARE TO FACE OF VIEW SHOWN AND AUTOMATIVALLY ROUNDED BY COMPUTER FOR INSPECTION (SEE MATH MODEL FOR PRECISE DIMENSIONS). FOR ALL OTHER DIMENSIONS NOT SHOWN BUT REQUIRED FOR TOOL BUILD, SEE MATH MODEL FOR PRECISE TOOL PATH DATA.

2. REFERENCE MATING COMPONENTS OR EQUIVALENT:

   TERMINAL POSITION ASSURANCE - 13854074
   TERMINAL F 280 SLD - (SEE CHART)
   CABLE SEAL - SEE CHART

3. FOR APPLICATION DATA SEE THE INDIVIDUAL APPLICATION DRAWINGS.

TERMINAL CAVITY INFORMATION									
TERM ATS 280 SLD				TERM DCS-2 280				DIN CABLES	CAVITY PLUG
TERMINAL	CABLE SEAL	CABLE O.D.	COLOR	TERMINAL	CABLE SEAL	CABLE O.D.	COLOR		
15344659	15327860	1.2-2.0	BLUE	-	-			0.3-0.5 SQ	15337197
-	-			33523143	10779162	1.2-2.0	BLUE	0.5-1.0 SQ	
15344661	15327863	2.0-2.7	RED/BROWN	-	-			0.75-1.0 SQ	
-	-			33523146	10779159	2.0-2.7	RED/BROWN	1.0-2.5 SQ	
15344660	15324973	2.7-2.9	RED/BROWN	-	-			1.5-2.5 SQ	

ASM PART NUMBER	REV	N/P	TYPE	CONNECTOR	MATERIAL & COLOR	QTT	CONN SEAL	MATERIAL & COLOR	QTT	CPA	MATERIAL & COLOR	QTT	USE COVER
35462497	01	-	102	35200317	POLYESTER COMPOUND BLK	01	13854070	SILICONE RUBBER BLU	01	35115847	POLYESTER COMPOUND NAT	01	ABLE
35115853	01	-	101	35115852	POLYESTER COMPOUND BLK	01	13854070	SILICONE RUBBER BLU	01	35115847	POLYESTER COMPOUND NAT	01	UNABLE

(3) PROCESS SENSITIVE DIMENSION

DIMENSIONS ENCLOSED IN ( ) INDICATE REFERENCE DIMENSIONS AND NO TOLERANCE LIMITS ARE ESTABLISHED

DIMENSIONAL RANGE (MM)									CHART E1
FROM TO	> 0 20	> 20 30	> 30 70	> 70 100	>100 150	>150 200	>200 250	>250 300	>300 400
TOLERANCE UNLESS OTHERWISE SPECIFIED	±0.15	±0.2	±0.3	±0.4	±0.5	±0.6	±0.8	±1	±1.2
ANGULAR TOLERANCE ±2°									

A ⁄ LINE DRAWN THROUGH A PART NUMBER INDICATES THAT PHYSICAL PARTS ARE NOT AVAILABLE FOR ORDERING.

PART NUMBERS THAT DO NOT HAVE A LINE PRESENT INDICATE THAT PHYSICAL PARTS ARE AVAILABLE FOR ORDERING.

CONTACT APTIV SALES TO ASSURE AVAILABILITY OF PARTS.

DWG TYPE: PART DRAWING

STYLE

VOLUME (CM³) | DISTR CODE: D

UNLESS OTHERWISE SPECIFIED
THIS DOCUMENT IS IN ACCORDANCE WITH ASME Y14.5M-1994 AS AMENDED BY THE GM GLOBAL DIMENSIONING AND TOLERANCING ADDENDUM-2001. SEPARATE PATTERNS OF FEATURES MAY BE GAGED SEPARATELY REGARDLESS OF DATUM REFERENCES.

ALL DIMENSIONS ARE IN MILLIMETERS

REFERENCE

FIRST ANGLE PROJECTION

DO NOT SCALE
USE MATH DATA

CAD NX

•APTIV•

CONNECTION SYSTEMS

Jambeiro, Brazil

COPYRIGHT 2018 APTIV. ALL RIGHTS RESERVED.

THIS DRAWING IS THE PROPERTY OF APTIV AND CONTAINS APTIV CONFIDENTIAL INFORMATION. THE REPRODUCTION, DISTRIBUTION AND UTILIZATION OF THIS DOCUMENT OR ITS RELATED CAD MATH DATA, AS WELL AS COMMUNICATION OF ANY CONTENT TO OTHERS, WITHOUT EXPRESS AUTHORIZATION, IS PROHIBITED.

	DATE
DR	
APVD1 PAULO TUDESCHINI	02AP18
APVD2 VITOR SOUZA	02AP18
APVD3 MARCELO SIQUEIRA	02AP18
APVD4 JOAO MORAES	02AP18
APVD5 MARCIO FERRUCIO	02AP18

SUBSTANCES OF CONCERN AND RECYCLED CONTENT PER APTIV 1094900 1

MATERIAL: SEE DRAWING

DRAWING NAME: TAXI ASM CONN 4 F ATS 2.8 SLD

DRAWING NUMBER: 35200320

SIZE	SCALE	FRAME NO	SHEET NO	STG	REV	N/P
A1	2:1	1 OF 1	1 OF 1	R	03	-

User: pmkrw
Path: P:\2020-CUSO1-501\03
Time: 09:35:33
Date: 03-dez-20
Plot: 1203200,09:34,229pose,nor*
pmkrw