SYMBOL DEFINITION		
A DIMENSION WITHOUT AN INSPECTION REPORT SYMBOL (3) DOES NOT REQUIRE INSPECTION. IT MAY BE CONTROLLED ON THE INDIVIDUAL COMPONENT DRAWING.	TOTAL NO OF INSPECTIONS REQUIRED	3
	LAST NO. USED	3

MISSING SYMBOLS

NO MISSING SYMBOL NUMBER

DWG STATUS											
DATE	STG	REV	N/P	CHG	ZONE	REVISION HISTORY	AUTH	DR	APVD1	APVD2
29JL20	R	01	-	-	-	CREATE PD AND RELEASE	552038	AW	DD	DD
10SE21	R	02	-	-	-	ALL PARTS - ADDED CAVITY DESIGNATION VIEW AND CHART	555196	WL	MLM	MM
11OC21	R	03	-	-		ALL PARTS - UPDATED PDM ATTRIBUTES	556128	AHY	GLG	JF
11FE22	R	04	-	-		ALL PARTS - UPDATED PDM ATTRIBUTES	556552	AHY	GLG	JF
24MY22	R	05	-	-		35484319 - REMOVED LINE FROM PART NUMBER	557539	JS	JS	JF
12SE22	R	06	-	-		35484320-21 - UPDATED PART AVAILABILITY (P/N'S WERE NOT AVAILABLE)	558517	JAA	JAA	JF

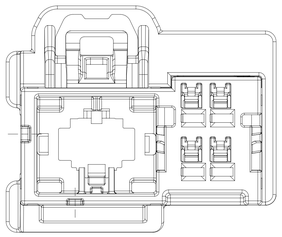

TYPE 102
SAME AS TYPE 101
EXCEPT AS SHOWN

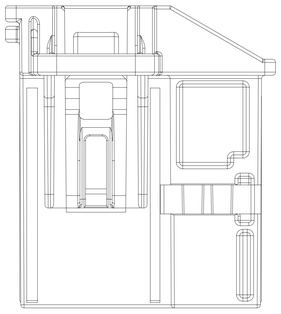

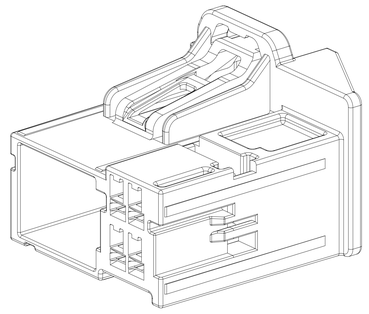

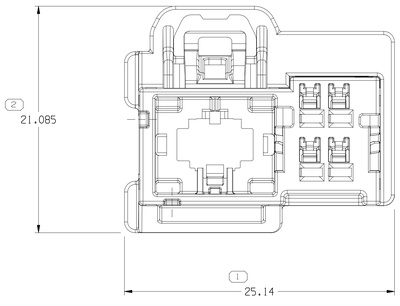

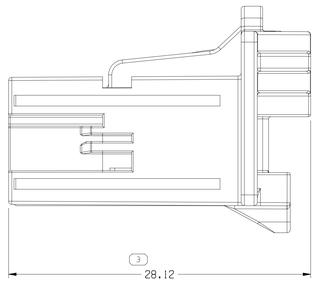

TYPE 101

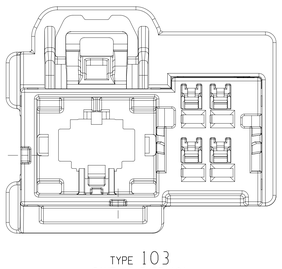

TYPE 103
SAME AS TYPE 101
EXCEPT AS SHOWN

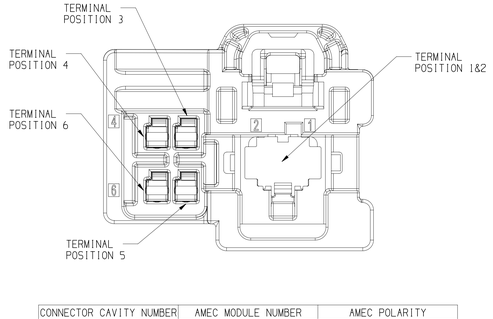

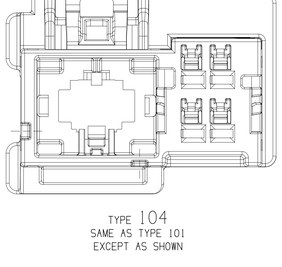

TYPE 104
SAME AS TYPE 101
EXCEPT AS SHOWN

CONNECTOR CAVITY NUMBER	AMEC MODULE NUMBER	AMEC POLARITY
1	1	WHITE
2	2	GREEN

CAVITY DESIGNATION

NOTES

1. UNLESS OTHERWISE SPECIFIED AND/OR INDICATED:

   DIMENSIONS ARE TO FACE OF VIEW SHOWN AND AUTOMATICALLY ROUNDED BY COMPUTER FOR INSPECTION (SEE MATH MODEL FOR PRECISE DIMENSIONS). FOR ALL OTHER DIMENSIONS NOT SHOWN BUT REQUIRED FOR TOOL BUILD, SEE MATH MODEL FOR PRECISE TOOL PATH DATA.

2. PARTS SHOWN ON THIS DRAWING USED IN ASSEMBLIES SHOWN ON TAXI 35484329.

3. THIS PRODUCT IS NOT CATEGORIZED AS AN APPEARANCE ITEM. MINOR IMPERFECTIONS INCLUDING, BUT NOT LIMITED TO, FLOW MARKS, COLOR BLEMISHES, GATE VESTIGE, AND SOFT FLASH THAT DO NOT AFFECT THE FIT, FORM, OR FUNCTION OF THE PART ARE PERMISSIBLE PER EANP_4-3_CS_01_EN.

4. CORPORATE BRAND TO BE APPLIED TO PRODUCT DESIGN PER THE LATEST REVISION OF ESD S1085201.

35484322	02	AA	POLESTER COMPOUND - VIOLET	104	3.446
35484321	02	AB	POLESTER COMPOUND - BLUE	103	3.446
35484320	02	AB	POLESTER COMPOUND - NATURAL	102	3.446
35484319	02	AB	POLESTER COMPOUND - BLACK	101	3.446
PART NUMBER	REV	N/P	MATERIAL SPECIFICATION AND COLOR	TYPE	VOLUME CM³

A / LINE DRAWN THROUGH A PART NUMBER INDICATES THAT PHYSICAL PARTS ARE NOT AVAILABLE FOR ORDERING.

PART NUMBERS THAT DO NOT HAVE A / LINE PRESENT INDICATE THAT PHYSICAL PARTS ARE AVAILABLE FOR ORDERING.

CONTACT APTIV SALES TO ASSURE AVAILABILITY OF PARTS.

DWG TYPE: PART DRAWING

STYLE

VOLUME (CM³) | DISTR CODE

UNLESS OTHERWISE SPECIFIED
THIS DOCUMENT IS IN ACCORDANCE WITH ASME Y14.5-2009. SEE APTIV ENGINEERING DESIGN STANDARD 86-2017 FOR ISO 11012004 RECONCILIATION REQUIREMENTS.

ALL DIMENSIONS ARE IN MILLIMETERS

(3) PROCESS SENSITIVE DIMENSION

REFERENCE

DIMENSIONS ENCLOSED IN ( ) INDICATE REFERENCE DIMENSIONS AND NO TOLERANCE LIMITS ARE ESTABLISHED.

DIMENSIONAL RANGE (MM)						CHART E
FROM	0	>20	>30	>70	>100	
TO	20	30	70	100		
TOLERANCE UNLESS OTHERWISE SPECIFIED	±0.15	±0.2	±0.3	±0.4	±0.5	

ANGULAR TOLERANCE ±2°

THIRD ANGLE PROJECTION

DO NOT SCALE
USE MATH DATA

NX

•APTIV•

CONNECTION SYSTEMS
WARREN, OH

COPYRIGHT 2020 APTIV. ALL RIGHTS RESERVED.

THIS DRAWING IS THE PROPERTY OF APTIV AND CONTAINS APTIV CONFIDENTIAL INFORMATION. THE REPRODUCTION, DISTRIBUTION AND UTILIZATION OF THIS DOCUMENT OR ITS RELATED CAD MATH DATA, AS WELL AS COMMUNICATION OF ANY CONTENT TO OTHERS, WITHOUT EXPRESS AUTHORIZATION, IS PROHIBITED.

	DATE
DR	
APVD1 ADAM WOLFGANG	29JL20
APVD2 DAVE DECKANT	29JL20
APVD3 DAVE DECKANT	29JL20
APVD4	
APVD5	

SUBSTANCES OF CONCERN AND RECYCLED CONT10949001
10949001

MATERIAL
SEE CHART

DRAWING NAME
TAXI CONN 5 F

DRAWING NUMBER
35484323

SIZE	SCALE	FRAME NO	SHEET NO	STG	REV	N/P
A0	5:1	1 OF 1	1 OF 1	R	06	-

User: ezdz7c
Date: 2021/12/22 09:14:23
Time: 09:14:23
Domain: US_Engr_22
Path: C:\Users\ezdz7c\Desktop\35484323_06.prt
Part: 35484323_06.prt