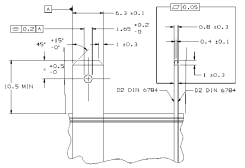

RECOMMENDED BLADE MATERIAL : MALE BLADE MATERIAL SHOULD HAVE AN ELECTRICAL CONDUCTIVITY 0.200 MEGS A.S.T.M. USE OF A MATERIAL WITH CONDUCTIVITY 0.200 MEGS SHOULD BE APPROVED BY PACKARD ELECTRIC.

MATING BLADE INFORMATION
SCALE 5:1

OPTIONAL CONSTRUCTION

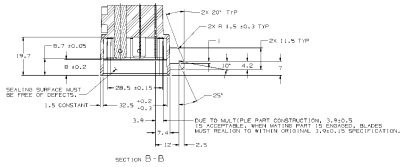

SECTION B-B

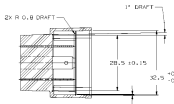

SECTION C-C

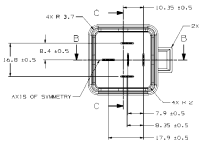

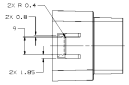

NOTES
1. MATERIAL: NYLON TYPE 6 BLK

MATING CONNECTOR INFORMATION

SYMBOL DEFINITION			MISSING SYMBOLS
A DIMENSION WITHOUT AN INSPECTION REPORT SYMBOL (□) DOES NOT REQUIRE INSPECTION. IT MAY BE CONTROLLED ON THE INDIVIDUAL COMPONENT DRAWING.	TOTAL NO OF INSPECTIONS REQUIRED	42	1
	LAST NO. USED	28	

DRC CHECK					REVISION HISTORY	DATE	BY	APVD
DATE	DR	DESIGN	ENG	CHNG				
981202	R	MZ	-	-	ALARGED RIB DIMENSION CHANGED ON RANGED HOMESTIE AND REVISED CONN SEAL	220557	RH	RH
191202	R	AS	-	-	CONNECTOR - VIDEO NOTE 5, REMOVE LABEL AND REVISED NOTE	220526	GRIFFIS	JP
181204	R	BM	-	-	1876973 - RELEASED	280217	MAE	MAE
190204	R	MS	-	-	1876973 - REVISED GRAPHICS	286584	JTA	MAE
191207	R	MA	-	-	1876972 - CONN SEAL #45 (2206662)	410217	MAE	MAE
191207	R	KT	-	-	1848876 - RELEASED	411217	MORRISON	
110211	R	MD	-	-	1825196 & 1787812 - RELEASE 45 PARTS	416831	JAP	MAE
131212	R	MP	-	-	ALL PARTS - UPDATED PDM ATTRIBUTES	417139	JBA	AKI
151216	R	KT	-	-	ALL ACTIVE PARTS - ADDED LUBCWELL CHEMICAL	454921	JAE	AKI
170215	R	TJ	-	-	2206634 - OBSOLETE	478641	MRM	AKI

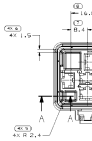

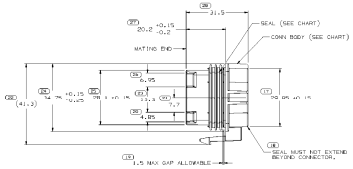

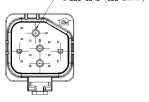

TYPE 101

TYPE 102
SAME AS TYPE 101 EXCEPT AS SHOWN

TYPE 103
SAME AS TYPE 101 EXCEPT AS SHOWN

TYPE 104
SAME AS TYPE 101 EXCEPT AS SHOWN

TYPE 105
SAME AS TYPE 101 EXCEPT AS SHOWN

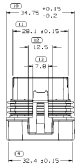

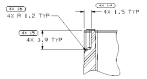

SECTION A-A
SCALE 5:1

1876972	01	A4	105	1307868	1325495	2066208	14 (AV1-TAN)	
1825496	01	A4	102	2206662	2206662	2066208	14 (AV1-TAN)	SEE NOTE 8
1848876	01	A8	102	2206662	5405466	2066208	14 (AV1-ORN)	SEE NOTE 8
1876972	02	AC	104	2206662	5405466	2066972	15 (AV1-BLU)	SEE NOTE 8
1325604	05	-	101	2206662	2206662	1306183	15 (AV1-TAN)	
1218644	52	-	101	2206662	2206662	1218644	15 (AV1-PNK)	
1218643	52	-	101	2206662	2206662	1218643	15 (AV1-ORN)	
1218143	02	-	101	2206662	2206662	1218143	15 (AV1-ORN)	
1825496	10	-	102	2206662	2206662	1306183	14 (AV1-WHT)	
1825496	10	-	102	2206662	2206662	1306183	14 (AV1-WHT)	
1307795	02	-	101	2206662	2206662	1307795	15 (AV1-ORT RED)	
1307795	02	-	102	2206662	2206662	2066183	14 (AV1-WHT)	
1306622	02	-	101	2206662	2206662	2066620	15 (AV1-YEL)	
1306622	03	-	102	2206662	2206662	2066221	14 (AV1-PPL)	
1306622	02	-	102	2206662	2206662	2066208	14 (AV1-TAN)	
1306622	03	-	102	2206662	2206662	2066208	14 (AV1-ORN)	
1306622	03	-	102	2206662	2206662	2066208	14 (AV1-BLU)	
1306622	05	AC	102	2206662	5405466	2066208	14 (AV1-BLU)	
1306622	05	AC	101	2206662	5405466	1306183	15 (AV1-BLU)	SEE NOTE 8
1306622	05	AC	101	2206662	5405466	1306622	15 (AV1-ORN)	SEE NOTE 8
PART NO	PE	N/P	TYPE	CONN BODY	CONN SEAL	CABLE SEAL		SPECIAL NOTES

DELPHI	12065665
SIZE A1-2	SHT 2 OF 2

NOTES

1. UNLESS OTHERWISE SPECIFIED AND/OR INDICATED:

   DIMENSIONS ARE TO FACE OF VIEW SHOWN AND AUTOMATICALLY ROUNDED BY COMPUTER FOR INSPECTION USE MATH NOTES FOR PRECISE DIMENSIONS. FOR TOOL BUILD USE MATH NOTES. FOR PRECISE TOOL BUILD USE MATH NOTES. FOR PRECISE TOOL PATH DATA, SYMMETRICAL ABOUT CENTERLINE.

2. SEALING CODE 2 - DESIGN WILL PASS SALT FOG TEST AFTER THERMOCYCLING AS IDENTIFIED IN PRA-444 (WEATHERPACK). ESA-TIB-(WATTS-PACK). ALL CONNECTORS MUST BE SEALED TO AVOID ENTRY OF FOREIGN MATERIAL ETC WHEN MATED TO MATING PART OR EQUIVALENT.

3. MATING PART AS SHOWN.

4. FOR LEAD LENGTH CALCULATIONS, DISTANCE FROM MATING END OF CONNECTOR TO FRONT OF CABLE CORE IS 25.05/-11.05

5. WHEN PARTS ARE SHIPPED, THEY MUST BE PACKED IN PLASTIC BAGS OR SHIPPING CONTAINERS MUST BE LINED WITH PLASTIC. CONTAINERS OR LINERS MUST BE SEALED TO AVOID ENTRY OF FOREIGN MATERIAL.

6. CROSS REFERENCE:

1	20
2	80
3	870
4	60
5	96
CONN CAVITY INDEX NO	RELAY CIRCUIT NO

7. FOR APPLICATION DATA SEE THE INDIVIDUAL APPLICATION DRAWINGS.

8. NO PROCESSING OIL ALLOWED TO BE ADDED TO AID IN THE APPLICATION OF THE SEAL TO THE CONNECTOR.

9. THIS PRODUCT IS NOT CATEGORIZED AS AN APPEARANCE ITEM. MINOR IMPERFECTIONS (INCLUDING, BUT NOT LIMITED TO, FLOW MARKS, COLOR VARIATION, GATE VESTIGE, SHRINKAGE, SLIGHT WARPAGE, SLIGHT FLASH, ETC.) DO NOT AFFECT THE FUNCTION OF THE PART AND ARE ACCEPTABLE PER DAP-4-7-CS-01.

10. S-80 LUBCWELL LUBRICANT CAN BE USED AS AN AUXILIARY SUPPORT ON THE CABLE INSTALLATION PROCESS.

DELPHI	12065665
SIZE A1-2	SHT 1 OF 2

DELPHI

DELPHI CORPORATION
MALL, MI 48026
COPYRIGHT 1998 DELPHI CORPORATION, USA
ALL RIGHTS RESERVED

THIS DRAWING IS THE PROPERTY OF DELPHI CORPORATION. THE INFORMATION CONTAINED HEREIN IS TO BE USED ONLY BY DELPHI CORPORATION PERSONNEL OR THOSE PERSONS AUTHORIZED BY DELPHI CORPORATION. THIS DRAWING MAY NOT BE REPRODUCED IN WHOLE OR IN PART WITHOUT WRITTEN PERMISSION OF DELPHI CORPORATION.

SPECIAL NOTE: FOR INFORMATION ONLY	
DRAWING TYPE	PART DRAWING
SIZE	
FILENAME	CODE NAME

UNLESS OTHERWISE SPECIFIED:
DIMENSIONS ARE IN MILLIMETERS AND ARE INCLUSIVE OF PLATING UNLESS OTHERWISE SPECIFIED.
DO NOT SCALE DRAWING.
DO NOT ADD TO DRAWING.
DO NOT ADD TO DRAWING.
DO NOT ADD TO