

CODING A

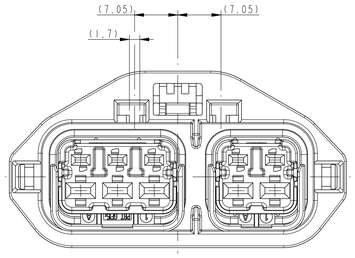

CODING B

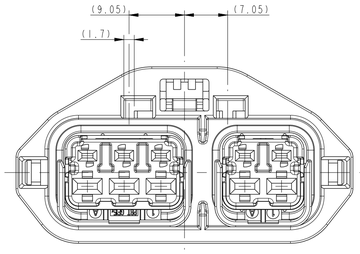

CODING C

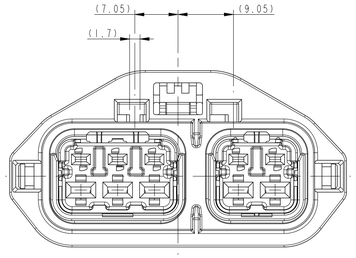

CODING D

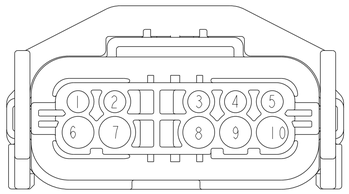

SYMBOL

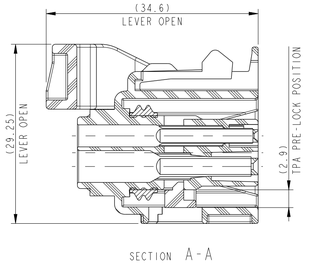

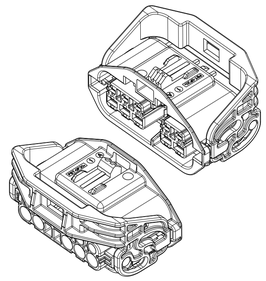

SCALE 1:1
ISOMETRIC VIEW

LEVER OPEN & TPA PRE-LOCK POSITION
DELIVERY CONDITION FROM FCI TO HARNESS MAKER

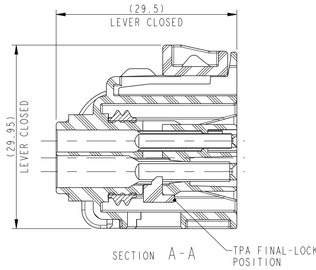

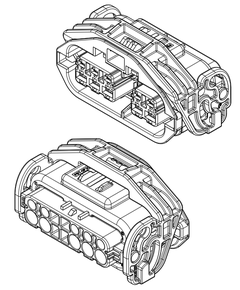

SCALE 1:1
ISOMETRIC VIEW

LEVER CLOSED &
TPA FINAL-LOCK POSITION

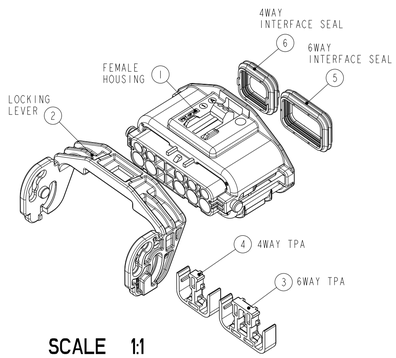

SCALE 1:1
EXPLODE VIEW

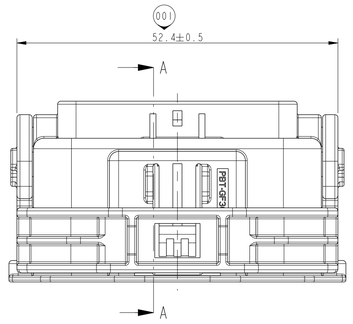

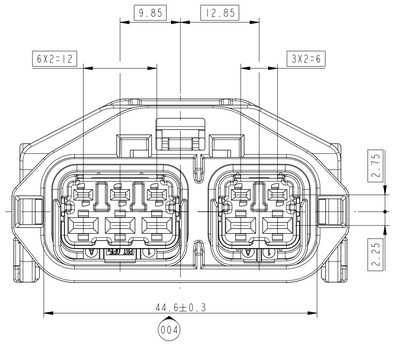

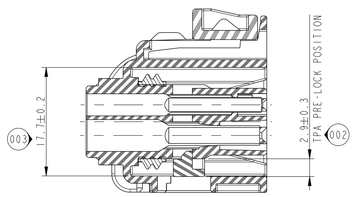

SECTION A-A

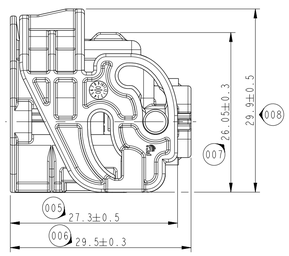

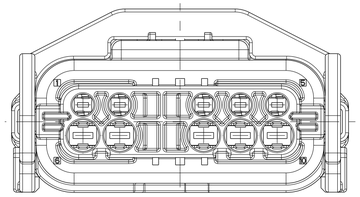

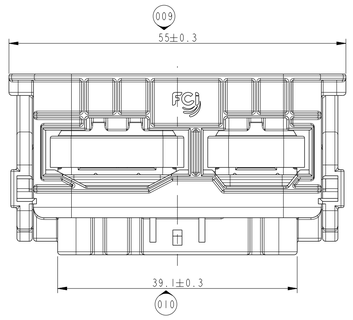

NOTES
1. NOT SPECIFIED TOLERANCE : ISO 2768(m)
2. MUST BE FREE OF CRACK,FLOW MARK,FLASH,BURR ETC
   THAT AFFECT FUNCTION OF PRODUCT
3. REGARDING CUSTOMER MARK AND FCI MARK,DISCUSS LATER
4. MUST MEET HMC SPEC ES91500-00
5. UNLESS OTHERWISE SPECIFIED TO VENDOR SPECIFICATION.
6. APPLICABLE MALE INTERFACE : F950410 (CODING A)

ASSOCIATED PARTS

FEMALE TERMINALS		PART NUMBER	WIRE SIZE (mm^2)	TYPE	PART NUMBER	WIRE SIZE (mm^2)	TYPE
DCK 1.5	Sn PLATED	F327200	0.3-0.35	0.6x1.5		0.3-0.35	0.6x1.5
DCK 1.5	Sn PLATED	6 000 20 31	0.5-0.85	0.6x1.5		0.5-0.85	0.6x1.5
DCK 2.8	Sn PLATED	6 001 37 31	0.5-0.85	0.8x2.8		0.5-0.85	0.8x2.8
	Au PLATED	6 001 37 34		0.8x2.8			0.8x2.8
DCK 2.8	Sn PLATED	6 001 37 41	1.0-2.0	0.8x2.8		1.0-2.0	0.8x2.8
	Au PLATED	6 001 37 44		0.8x2.8			0.8x2.8
DCK 1.5mm SWS (red)		F310400	0.3-0.35	Insul Ø1.2-1.5mm		0.3-0.35	Insul Ø1.2-1.5mm
DCK 1.5mm SWS (gray)		F410400	0.5-0.85	Insul Ø1.6-1.9mm		0.5-0.85	Insul Ø1.6-1.9mm
DCK 2.8mm SWS (blue)		F510400	0.5-0.85	Insul Ø1.6-1.9		0.5-0.85	Insul Ø1.6-1.9
DCK 2.8mm SWS (red)		F610400	1.0-2.0	Insul Ø2.0-2.7		1.0-2.0	Insul Ø2.0-2.7
CAVITY PLUG FOR DCK1.5 TERM'L		6 099 39 06	CAVITY PLUG FOR DCK1.5mm TERM'L			CAVITY PLUG FOR DCK1.5mm TERM'L	
CAVITY PLUG FOR DCK2.8 TERM'L		6 099 40 07	CAVITY PLUG FOR DCK2.8mm TERM'L			CAVITY PLUG FOR DCK2.8mm TERM'L	
DESCRIPTION		FCI PART NUMBER			CUSTOMER PART NUMBER		

ASSEMBLY FCI P/N	CODING	REP.	DESCRIPTION	MATERIAL	COLOR	FCI P/N	QTY.	REMARK
F449310	A	6	4WAY INTERFACE SEAL	SILICONE RUBBER	GREEN	C756410	1	-
		5	6WAY INTERFACE SEAL	SILICONE RUBBER	RED	C956410	1	-
		4	4WAY FEMALE TPA	PBT GF15	NATURAL	S556410	1	-
		3	6WAY FEMALE TPA	PBT GF15	NATURAL	S656410	1	-
		2	LOCKING LEVER	PA66 GF30	DARK GRAY (E)	S456410	1	-
		1	FEMALE HOUSING CODE A	PBT GF30	BLACK	S356410	1	-

ECN-NO. ECN 번호	POSITION 위 치	CHANGE DESCRIPTION 변 경 사 항
ECN-13-806	-	-
	-	-
	-	-
	-	-
	A7	CHANGED COLOR OF THE LOCKING LEVER : BLACK -> DARK GRAY

PRODUCT SPEC. 제품 규격	KN-12-008	PACKAGING SPEC. 포장 규격	KNP-12-016
APPLICATION SPEC. 사용 규격	KNU-12-004		

COPYRIGHT DELPHI CORPORATION AND/OR ITS AFFILIATES. ALL RIGHTS RESERVED. REVISED
THIS DRAWING IS THE PROPERTY OF DELPHI CORPORATION AND CONTAINS DELPHI CONFIDENTIAL INFORMATION. THE REPRODUCTION, DISTRIBUTION AND UTILIZATION OF THIS DOCUMENT OR ITS RELATED CAD MASTER DATA, AS WELL AS COMMUNICATION OF ANY CONTENT TO OTHERS, WITHOUT EXPRESS AUTHORIZATION, IS PROHIBITED.
이 도면을 양하여 주식 회사의 재산에 해당하며 본 양하여 기밀 정보를 포함 합니다. 재한는 양 및 합양하여 양서 또는 조면은 CAD 3차 양하는, 본면 자나와 동일한 박으로 제3자 요청 없이 다른 목적에 의 배한 관련도를 금합니다.

TOLERANCES 공 차	SEE TABLE	MATERIAL : 재 질 :	SEE TABLE	SURFACE FINISH 표면 처리	-
COUNTERPART No. 상대품 품번	F950410	COLOUR : 색 상 :	SEE TABLE		-
DO NOT MEASURE DRAWING 도면을 직접하지 말것		TOOL NO. 금형 번호	-	ECO Loc. Code ECO 위치코드	KN

DIN ISO 2768	Tolerance Class medium (m)							
Linear dimensions except for broken edges	Permissible deviations for basic size range (mm)							
	0.5 *1 up to 3	over 3 up to 6	over 6 up to 30	over 30 up to 120	over 120 up to 400	over 400 up to 1000	over 1000 up to 2000
	±0.1	±0.1	±0.2	±0.3	±0.5	±0.8	±1.2
Broken edges (radii, chamfers)	Permissible deviations for basic size range (mm)							
	0.5 *1 up to 3		over 3 up to 6		over 6			
	±0.2		±0.5		±1			
Angular dimensions	Permissible deviations for ranges of lengths, in mm, of the shorter side of the angle concerned							
	up to 10	over 10 up to 50	over 50 up to 120	over 120 up to 400	over 400			
	±1°	±0°30'	±0°20'	±0°10'	±0°5'			

*1) For nominal sizes below 0.5mm, the deviations shall be indicated adjacent to the relevant nominal size(s).

	SIGN	NAME	DATE
CREATED BY 작 성		이 훈	
MODIFIED BY 수 정	Hyun-Chul BAEK		2012/06/01
CHECKED BY 검 토	Hyun-Chul BAEK		2013/09/09
APPROVED BY 승 인	JuWon SEO		2013/09/10
ECR NO. ECR 번호	MinYoung LEE		2013/09/10
FILE NAME 파 일 명	PCC0786690		

TITLE 품 명	10WAY FEMALE ASSEMBLY
PROJECT 프로젝트명	DCK HYB 10WAY SEALED FEMALE CONN
PART NUMBER 제 품 번 호	F449310
ECR NO. ECR 번호	AP-111096
DOCUMENT UNDER PDS CONTROL 문서에 의해 관리되는 문서임. NO MODIFICATION ALLOWED OUTSIDE 문서에서 수정은 허용되지 않음.	

DELPHI
DELPHI PACKARD ELECTRICAL/ELECTRONIC ARCHITECTURE
NANTANG, KOREA

DRAWING NUMBER 도 면 번 호	PCC0786690	REV. 개정	E
STATE 상 태	SERIAL RELEASED		
PART NUMBER 제 품 번 호	F449310	REV. 개정	A

CAD SYSTEM 도면 구분 pro / eng.
DWG SIZE 도면 크기 A1
APPROVAL LEVEL 승인 수준 -
SHEET 도면수 1 of 1
SCALE 축 척 2:1