

TYPE 202
SAME AS TYPE 201
EXCEPT AS SHOWN

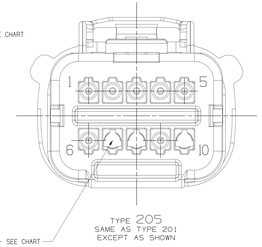

TYPE 205
SAME AS TYPE 201
EXCEPT AS SHOWN

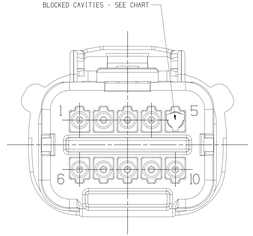

TYPE 208
SAME AS TYPE 201
EXCEPT AS SHOWN

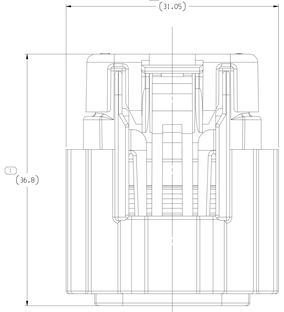

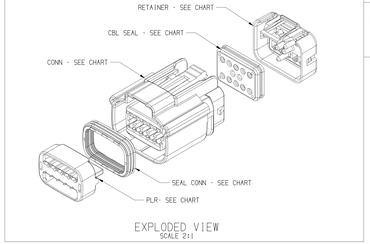

EXPLODED VIEW
SCALE 2:1

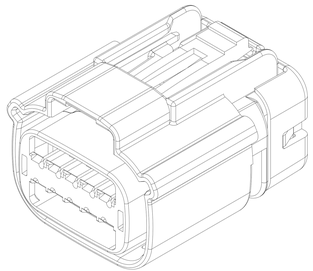

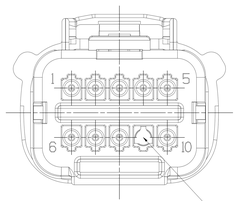

TYPE 203
SAME AS TYPE 201
EXCEPT AS SHOWN

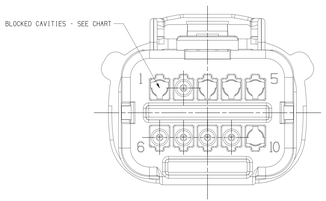

TYPE 206
SAME AS TYPE 201
EXCEPT AS SHOWN

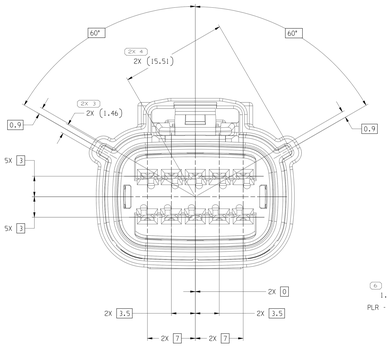

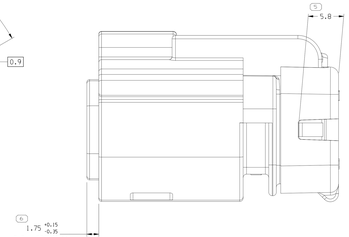

PLR - PRE-STAGE

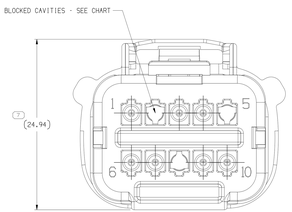

TYPE 201

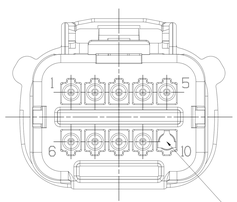

TYPE 204
SAME AS TYPE 201
EXCEPT AS SHOWN

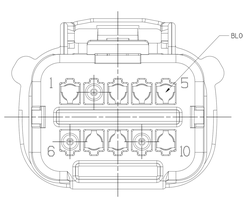

TYPE 207
SAME AS TYPE 201
EXCEPT AS SHOWN

35567053	01	AA	208	15514814	15514895	15514898	15514893	35567047	A	-	-	-	-	X	-	-	-	-	1
35446723	01	AA	207	15514814	15514895	15514898	15514893	35446712	A	X	-	X	X	X	-	X	X	-	X	7
35446722	01	AA	206	15514814	15514895	15514898	15514893	35446711	A	X	-	X	X	X	-	-	-	-	X	5
35446721	01	AA	205	15514814	15514895	15514898	15514893	35446710	A	-	-	-	-	-	-	X	X	-	X	3
35446720	01	AA	204	15514814	15514895	15514898	15514893	35446708	A	-	-	-	-	-	-	-	-	-	X	1
35446717	01	AA	203	15514814	15514895	15514898	15514893	35446702	A	-	-	-	-	-	-	-	-	X	-	1
35446716	01	AA	202	15514814	15514895	15514898	15514893	35446699	A	X	-	X	X	X	X	-	-	X	-	7
35102693	01	AB	201	15514814	15514895	15514898	15514893	35102694	A	-	X	-	-	X	-	-	X	-	-	3
PART NO	REV	N/P	TYPE	CONNECTOR	PLR	SEAL CONN	SEAL CBL	RETAINER	USCAR KEY OPTION	1	2	3	4	5	6	7	8	9	10	NO OF CAVITIES PLUGGED
										PLUGGED BLOCKED CIRCUITS POSITIONS										

SYMBOL DEFINITION

A DIMENSION WITHOUT AN INSPECTION REPORT SYMBOL (◯) DOES NOT REQUIRE INSPECTION. IT MAY BE CONTROLLED ON THE INDIVIDUAL COMPONENT DRAWING.

TOTAL NO OF INSPECTIONS REQUIRED	9
LAST NO. USED	7

MISSING SYMBOLS

NO MISSING SYMBOL NUMBER

DWG STATUS DATE	SIZE	REV	N/P	CHG	ZONE	REVISION HISTORY	AUTH	DR	APVD	APVD
21JN19	R	01	-	-	-	35102693 - WAS ON SHEET 1	443349	JLL	DSP	DSP
02MR20	R	02	-	-	-	35446716-17, 20-23 - RELEASED	551118	AHY	JXA	JA
06AUG0	R	03	-	-	-	35446720-23 - UPDATED PART AVAILABILITY	552191	AHY	AHY	SV
05OCT20	R	04	-	-	-	35446716-17 - CORRECTED REV LEVEL (WAS 01 PER AUTH 552191) AND UPDATED PART AVAILABILITY(2) 35102693 - CORRECTED REV LEVEL (WAS 01AA PER AUTH 552191)	552642	AHY	JAA	SV
17MY21	R	05	-	-	-	35567053 - RELEASED	554359	AHY	JAA	ACR
29NO21	R	06	-	-	-	35567053 - UPDATED PART AVAILABILITY (P/N WAS NOT AVAILABLE)	555959	JXO	JAA	SV

NOTES

1. UNLESS OTHERWISE SPECIFIED AND/OR INDICATED:
   DIMENSIONS ARE TO FACE OF VIEW SHOWN AND AUTOMATICALLY ROUNDED BY COMPUTER FOR INSPECTION (SEE MATH MODEL FOR PRECISE DIMENSIONS). FOR ALL OTHER DIMENSIONS NOT SHOWN BUT REQUIRED FOR TOOL BUILD, SEE MATH MODEL FOR PRECISE TOOL PATH DATA.
2. PART IS MANUFACTURED TO GEOMETRIC TOLERANCES. CENTERLINE DIMENSIONS ARE FOR REFERENCE ONLY.
3. SEALING CODE 4 - DESIGN WILL MEET REQUIREMENTS OF SAE/USCAR-2 CONNECTOR SYSTEM ENVIRONMENTAL TEST FLOWCHART (PRESSURE/VACUUM AND SUBMERSION).
4. THIS PRODUCT IS NOT CATEGORIZED AS AN APPEARANCE ITEM. MINOR IMPERFECTIONS INCLUDING, BUT NOT LIMITED TO, FLOW MARKS, COLOR BLEMISHES, DATE VESTIGE, AND SOFT FLASH THAT DO NOT AFFECT THE FIT, FORM, OR FUNCTION OF THE PART ARE PERMISSIBLE PER EANP_4-3_CS_01_EN.
5. FOR APPLICATION DATA SEE THE INDIVIDUAL APPLICATION DRAWINGS.
6. ASSEMBLY TO BE USED WITH APPROPRIATE APTIV HOLDER DESIGN.
7. ASSEMBLY TO BE PROCESSED USING APTIV CONNECTION SYSTEMS BEST PRACTICE METHODS AND/OR CONNECTOR ASSEMBLY INSTRUCTIONS AND APPLICABLE REPAIR PROCEDURES.
8. BEFORE TERMINAL ASSEMBLY, VERIFY THAT PLR IS IN THE PRE-STAGE POSITION ON THE CONNECTOR. IF NOT, RETURN PLR TO PRE-STAGE POSITION.
9. FOR ALL OPEN CAVITY VERSIONS SEE SHEET 1
10. FOR ASSEMBLIES WITH CPA SEE DRAWING 15514827

(5) PROCESS SENSITIVE DIMENSION

DIMENSIONS ENCLOSED IN ( ) INDICATE REFERENCE DIMENSIONS AND NO TOLERANCE LIMITS ARE ESTABLISHED.

DIMENSIONAL RANGE (MM)

FROM	0.5	6	30	120	315	1000	2000	4000
TO	6	30	120	315	1000	2000	4000	8000
TOLERANCE UNLESS OTHERWISE SPECIFIED								
ISO/DIS 20457-1:2017 GRADE MEDIUM (m)								
ASME Y14.5-2009								

| | | | | | | | | | | | | | | | | | |