SYMBOL DEFINITION		MISSING SYMBOLS
A DIMENSION WITHOUT AN INSPECTION REPORT SYMBOL ( ) DOES NOT REQUIRE INSPECTION. IT MAY BE CONTROLLED ON THE INDIVIDUAL COMPONENT DRAWING.	TOTAL NO OF INSPECTIONS REQUIRED: 95	14
	LAST NO. USED: 32	

DWG STATUS DATE	SIZE	REV	N/P	CHG	ZONE	REVISION HISTORY	AUTH	DR	APVD	APVD
10JA13	R	01	-	-	-	15514462 - WAS PE243833, REV'D & RELEASED; 15514463 - WAS PE244060, REV'D & RELEASED; 15514465 - WAS PE244062, REV'D & RELEASED; 15514466 - WAS PE244063, REV'D & RELEASED; 15514468 - WAS PE244064, REV'D & RELEASED; 15514469 - WAS PE244065, REV'D & RELEASED	421071	HCD	HCD	DAT
30JA13	R	02	-	-	-	ALL PARTS - REVISED GRAPHICS	421259	HCD	HCD	DAT
05AP13	R	03	-	-	-	ALL PARTS - ESD CAVITY WAS S3124901, PROFILE OF A LINE WAS OF SURFACE & TOL ZONE WAS 0.15 IN CONTROL FRAME, 33.46 ± 0.1 WAS 33.39 ±0.1, (24.8) WAS (24.75), 14.96 ±0.1 WAS 14.89 ±0.1, REMOVED DIM #14, REVISED BASIC DIMS (5 PLCS) AND RELOCATED INDEX DIMS (6 PLCS)	421785	HRS	HRS	DAT
15AU13	R	04	-	-	-	ALL PARTS - ADDED DIMS (5 PLCS)	423563	CER	CER	DAT
07FE14	R	05	-	-	-	ALL PARTS - ADDED BASIC DIMS (4 PLCS) & GD&T PROFILE OF A LINE CONTROL FRAME	425283	JDM	JDM	DAT
07AP14	R	06	-	-	-	ALL PARTS - ADDED DIMS (7 PLCS)	426207	HCD	HCD	DAT
01JL15	R	07	-	-	-	ALL PARTS - UPDATED PART AVAILABILITY, DIM #1 WAS (5.99 ±0.1, 3X (92.37) WAS BASIC DIM, DIM #28 WAS 0.15 TOL PROFILE CONTROL, DIMS #26 & #9 WERE BASIC DIMS WITH PROFILE POSITION CONTROL AND DIM #8 WAS (41.55) ±0.05 & NON POSITIONAL; ADDED DETAIL C, D & E AND DIMS (7 PLCS)	430108	ABH	JVM	JSM
02MR16	R	08	-	-	-	15514465-66 AND 15514468-69 - UPDATED PART AVAILABILITY	432200	ABH	JVM	DGL
17JA17	R	09	-	-	-	ALL PARTS - GD&T PROFILE OF LINE CONTROL WAS 0.1	435450	CDD	CDD	DAT
16AP18	R	10	-	-	-	ALL PARTS - UPDATED "APPEARANCE" NOTE; 15514465 - UPDATED PART AVAILABILITY	439535	LVD	JAA	KCV
06DE19	R	11	-	-	-	15514465 - UPDATED PART AVAILABILITY	550491	JDM	JDM	MR

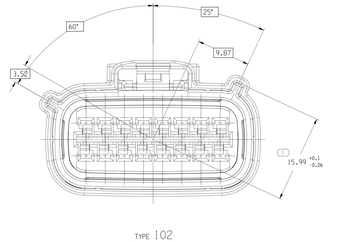

TYPE 102
SAME AS TYPE 101
EXCEPT AS SHOWN

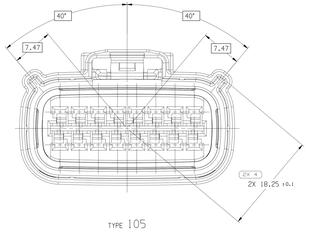

TYPE 105
SAME AS TYPE 101
EXCEPT AS SHOWN

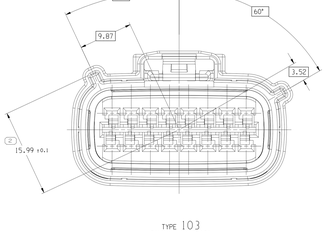

TYPE 103
SAME AS TYPE 101
EXCEPT AS SHOWN

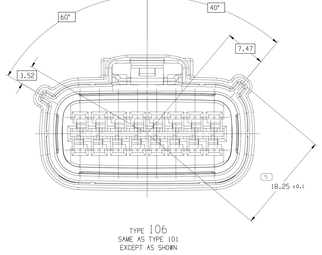

TYPE 106
SAME AS TYPE 101
EXCEPT AS SHOWN

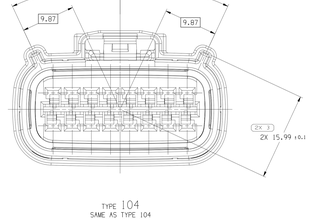

TYPE 104
SAME AS TYPE 104
EXCEPT AS SHOWN

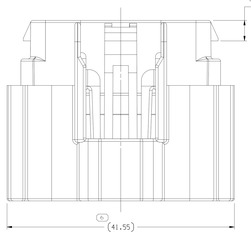

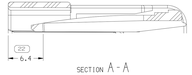

SECTION A - A

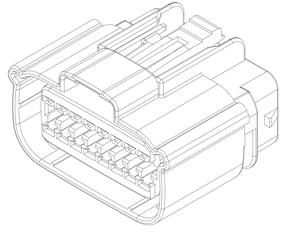



DETAIL C
SCALE 12:1

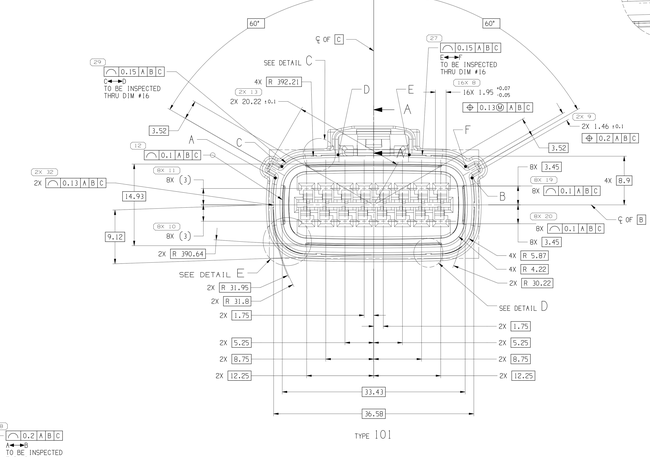

TYPE 101

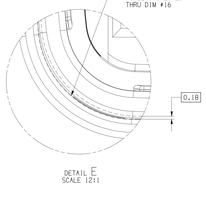

DETAIL E
SCALE 12:1

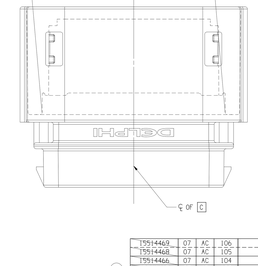

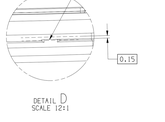

DETAIL D
SCALE 12:1

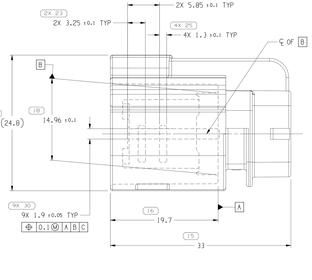

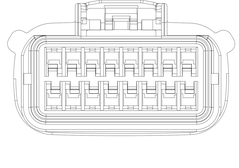

PART NO	REV	N/P	TYPE	MATERIAL SPECIFICATION AND COLOR	VOLUME	USCAR OPTION	
15514469	07	AC	106	POLYESTER COMPOUND DK. GRAY	9.348		F
15514468	07	AC	105	POLYESTER COMPOUND LT. GRAY	9.346		E
15514466	07	AC	104	POLYESTER COMPOUND BLACK	9.349		D
15514465	07	A0	103	POLYESTER COMPOUND DK. GRAY	9.349		C
15514463	07	AB	102	POLYESTER COMPOUND LT. GRAY	9.349		B
15514462	07	AB	101	POLYESTER COMPOUND BLACK	9.350		A

NOTES

1. UNLESS OTHERWISE SPECIFIED AND/OR INDICATED:

   DIMENSIONS ARE TO FACE OF VIEW SHOWN AND AUTOMATICALLY ROUNDED BY COMPUTER FOR INSPECTION (SEE MATH MODEL FOR PRECISE DIMENSIONS). FOR ALL OTHER DIMENSIONS NOT SHOWN BUT REQUIRED FOR TOOL BUILD, SEE MATH MODEL FOR PRECISE TOOL PATH DATA.

2. THIS PRODUCT IS NOT CATEGORIZED AS AN APPEARANCE ITEM. MINOR IMPERFECTIONS INCLUDING, BUT NOT LIMITED TO, FLOW MARKS, COLOR BLEMISHES, GATE VESTIGE, AND SOFT FLASH THAT DO NOT AFFECT THE FIT, FORM, OR FUNCTION OF THE PART ARE PERMISSIBLE PER EAAP.4-3.CS.01.EN.

3. (1,5)X(0,1) DELPHI CORPORATE BRAND TO BE LOCATED ON ANY EXTERIOR SURFACE, PREFERABLY VISIBLE AT FINAL ASSEMBLY. OPTIONAL CONSTRUCTION FOR EXISTING TOOLING MAY BE "PSD".

4. FOR APPLICATION DATA SEE THE INDIVIDUAL APPLICATION DRAWINGS.

DRAWING NUMBER								
15514470								
SIZE	SCALE	FRAME NO	SHEET NO	TOTAL SHTS	REV	NOTE
A1x3	4:1	2 OF 2	1 OF 1	R	11	-

(15) PROCESS SENSITIVE DIMENSION

DIMENSIONS ENCLOSED IN ( ) INDICATE REFERENCE DIMENSIONS AND NO TOLERANCE APPLIES UNLESS OTHERWISE SPECIFIED.

DIMENSIONAL RANGE (MM)								
FROM	0.5	6	30	120	315	1000	2000	3150
TO	6	30	120	315	1000	2000	3150	5000
TOLERANCE UNLESS OTHERWISE SPECIFIED								
ISO 2768 MEDIUM	±0.1	±0.2	±0.3	±0.5	±0.8	±1.2	±2	±3
ASME Y14.5M-1994	±0.5	±1	±2	±3	±4	±6	±8	±10

THIRD ANGLE PROJECTION

DO NOT SCALE

USE MATH DATA

NX

A ^ LINE DRAWN THROUGH A PART NUMBER INDICATES THAT PHYSICAL PARTS ARE NOT AVAILABLE FOR ORDERING.

PART NUMBERS THAT DO NOT HAVE A LINE PRESENT INDICATE THAT PHYSICAL PARTS ARE AVAILABLE FOR ORDERING.

CONTACT APTIV SALES TO ASSURE AVAILABILITY OF PARTS.

DWG TYPE	PART DRAWING
STYLE	
VOLUME (CM³)	SEE CHART
SYSTEM CODE	D

UNLESS OTHERWISE SPECIFIED

THIS DOCUMENT IS IN ACCORDANCE WITH ASME Y14.5M-1994 UNLESS OTHERWISE SPECIFIED. ALL DIMENSIONS AND TOLERANCING ACCORDING TO ISO 1101. SEPARATE PATTERNS OF FEATURES MAY BE SHOWN SEPARATELY REGARDLESS OF DATUM REFERENCES.

ALL DIMENSIONS ARE IN MILLIMETERS

REFERENCE

		DATE
DR		
APVD1	HECTOR CLAUDIO	10JA13
APVD2	HECTOR CLAUDIO	11JA13
APVD3	GERARDO GOMEZ J.	18JA13
APVD4		
APVD5		
SUBSTANCES OF CONCERN AND RECYCLED CONTENT PER APTIV STANDARDS		
MATL SEE CHART		

DRAWING NAME

TAX1 CONN 16 F OCS 1.5 SLD

DRAWING NUMBER

15514470

SIZE	SCALE	FRAME NO	SHEET NO	TOTAL SHTS	REV	NOTE
A1x3	4:1	1 OF 2	1 OF 1	R	11	-

•APTIV•

CONNECTION SYSTEMS

WARREN, OH

COPYRIGHT 2013 APTIV. ALL RIGHTS RESERVED.

THIS DRAWING IS THE PROPERTY OF APTIV AND CONTAINS APTIV PROPRIETARY INFORMATION. BY ACCEPTANCE OR POSSESSION OF THIS DRAWING, ITS RECIPIENT OR ITS REPRESENTATIVE AGREES THAT NO USE OR REPRODUCTION OF ANY PORTION OF THIS DRAWING, IN ANY FORM, WITHOUT THE WRITTEN AUTHORIZATION OF APTIV, IS PROHIBITED.

Template: 15514470_A1x3_Tmpl_15514470.dwt
Drawing: 15514470_A1x3_Drwg_15514470.dwg
Plotted: 11-Dec-19 11:44:40 by Tmpl: 15514470