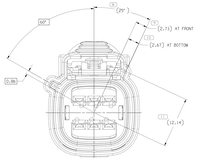

TYPE 202
SAME AS TYPE 201
EXCEPT AS SHOWN

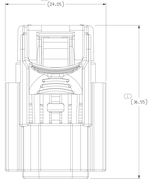

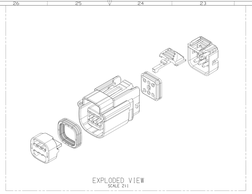

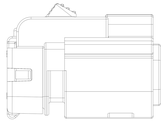

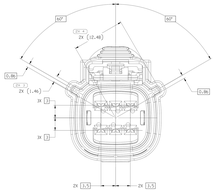

TYPE 201

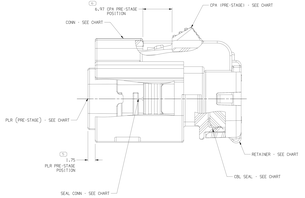

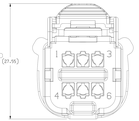

BLOCK CAVITY LAYOUT CONFIGURATION
TYPE VIEW - F VISUAL AID

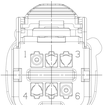

1	2	3
4	5	6

PLUGGED BLOCKED CIRCUITS POSITIONS

NOTES

1. UNLESS OTHERWISE SPECIFIED AND/OR INDICATED:

   DIMENSIONS ARE TO FACE OF VISIBLE SHOWN AND AUTOMATICALLY ROUNDED BY COMPUTER FOR INSPECTION. ALL DIMENSIONS ARE NOMINAL AND SUBJECT TO TOLERANCE. OTHER DIMENSIONS NOT SHOWN MAY REQUIRED FOR TOOL, GAGE, FIXTURE, AND PRODUCT DESIGN. CONTACT ENGINEER.

2. PART IS MANUFACTURED TO GEOMETRIC TOLERANCES. CENTERLINE DIMENSIONS ARE FOR REFERENCE ONLY.

3. SEALING CODE A - DESIGN WILL MEET REQUIREMENTS OF SAE/USCAR-2 CONNECTOR SYSTEM ENVIRONMENTAL TEST FLOWCHART (PRESSURE/VACUUM AND SUBMERSION).

4. THIS PRODUCT IS NOT CONSIDERED AS A COSMETIC ITEM. MINOR IMPERFECTIONS (MOLD LINES, BUT NOT LIMITED TO FLAW MARKS, COLOR BLEMISHES, GATE VESTIGE, AND SOFT FLASH THAT DO NOT AFFECT THE FIT, FORM OR FUNCTION OF THE PART ARE PERMISSIBLE PER EMPF.K.3.CS.01.EN.

5. FOR APPLICATION DATA SEE THE INDIVIDUAL APPLICATION DRAWINGS.

6. ASSEMBLY TO BE USED WITH APPROPRIATE APTIV HOUSEH DESIGN.

7. ASSEMBLY TO BE PROCESSED USING APTIV CONNECTOR SYSTEMS BEST PRACTICE PROCESS/OR CONNECTOR ASSEMBLY INSTRUCTIONS AND APPLICABLE REPAIR PROCEDURES.

8. BEFORE TERMINAL ASSEMBLY, VERIFY THAT PLR IS IN THE PRE-STAGE POSITION ON THE CONNECTOR. IF NOT, RETURN PLR TO PRE-STAGE POSITION.

9. FOR ALL OPEN CAVITY VERSIONS SEE SHEET 1.

10. FOR ASSEMBLIES WITHOUT CPA SEE DRAWING 15513510.

PART NO.	REV	N/P	TYPE	CONN	PLR	SEAL CONN	SEAL CBL	RETAINER	CPA	LOCAR OPTION	PLUGGED BLOCKED CIRCUITS POSITIONS	TOTAL BLOCKED CAVITIES
15736858	01	-	201	15513497	15513516	15513518	15513515	15736857	15519096	A	1 2	2
15818690	01	AA	202	15513498	15513516	15513518	15513515	15511127	15519096	B	1 2 4 5 6	3
15673795	01	-	202	15513498	15513516	15513518	15513515	15673784	15519096	B	1 2 4 5 6	1
15635300	01	AA	202	15513498	15513516	15513518	15513515	15411363	15519096	B	1 2 4 5 6	3
15806693	01	-	202	15513498	15513516	15513518	15513515	15329177	15519096	B	1 2 4 5 6	4
15836127	01	-	201	15513497	15513516	15513518	15513515	15363136	15519096	A	1 2 5 6	2
15494644	01	AA	201	15513497	15513516	15513518	15513515	15494642	15519096	A	1 2 4 5 6	1
15494388	01	-	201	15513497	15513516	15513518	15513515	15411364	15519096	A	1 2 5 6	1
15410778	01	AA	201	15513497	15513516	15513518	15513515	15411363	15519096	A	1 2 5 6	3
15494847	01	AF	202	15513498	15513516	15513518	15513515	15513511	15519096	B	1 2 4 5 6	6
15325491	01	AB	201	15513497	15513516	15513518	15513515	15328177	15519096	A	1 2 4 5 6	4
15794168	05	AB	201	15513497	15513516	15513518	15513515	15513511	15519096	A	1 2 4 5 6	6
PART NO.	REV	N/P	TYPE	CONN	PLR	SEAL CONN	SEAL CBL	RETAINER	CPA	LOCAR OPTION	PLUGGED BLOCKED CIRCUITS POSITIONS	TOTAL BLOCKED CAVITIES

SYMBOL DEFINITION		
A DIMENSION WITHOUT ANY INSPECTION REPORT SYMBOL DOES NOT REQUIRE INSPECTION. IT MAY BE CONTROLLED ON THE INDIVIDUAL COMPONENT DRAWING.	TOTAL NO OF INSPECTIONS REQUIRED	18
	LAST REV. USED	11

REVISION SYMBOLS					
NO.	REVISION HISTORY				
01	25/01/06 - RELEASED PART DRAWING	A	BAHA	DE	DCA
02	25/01/06 - UPDATED RETAINER TO LATEST REVISION	A	BRPG	DM	AKD
03	25/04/01 - RELEASED		AKT	DE	AKD
04	25/09/07 - WAS DD RUT - UPDATED PLR CAVITY VERSIONS AND TOOLING WITHOUT CPA? NOTES		AKJ	DM	JDP
05	25/09/07 - UPDATED PCN ATR0028/05		AKJ	DE	JDP
06	26/02/18 & 00 - RELEASED		DSM	AD	AKD
07	26/04/04 - RELEASED		SSZ	MC	AKJ
08	26/04/01 - UPDATED PART AVAILABILITY (PN WAS NOT AVAILABLE)		SSZ	JT	AKD
09	26/06/17 - RELEASED		SSZ	MC	AKJ
10	26/06/03 - RELEASED		SSZ	MC	AKJ
11	26/08/04 - UPDATED PART AVAILABILITY (PN WAS NOT AVAILABLE)		SSZ	JT	AKJ
12	26/10/22 - RELEASED		SSZ	DE	AKJ
13	26/11/07 - UPDATED PART AVAILABILITY (PN WAS NOT AVAILABLE)		SSZ	MC	AKJ
14	26/11/19 - RELEASED		SSZ	MC	AKJ
15	26/12/09 - UPDATED PART AVAILABILITY (PN WAS NOT AVAILABLE)		SSZ	DLS	DLS
16	26/12/22 - UPDATED PART AVAILABILITY (PN WAS NOT AVAILABLE)		SSZ	DLS	DLS
17	ADDED "BLOCK CAVITY LAYOUT CONFIGURATION" VIEW & UPDATED "BLOCKED CAVITY" CHART REVISION - RELEASED		SSZ	MC	AKJ

PROPRIETARY AND CONFIDENTIAL
THE INFORMATION CONTAINED IN THIS DRAWING IS THE SOLE PROPERTY OF APTIV PLC. ANY REPRODUCTION IN PART OR AS A WHOLE WITHOUT THE WRITTEN PERMISSION OF APTIV PLC IS PROHIBITED.

PART DRAWING

DRAWN BY	EDUARDO SENA
CHECKED BY	DEVANAND MENON
APPROVED BY	ANTONIO A. ESCANES
DATE	26/12/22
SCALE	2:1
DESCRIPTION	CONNECTOR SYSTEM SEALED CAVITY PLUGS, 2.8 SERIES, 1 WAY
PART CHART	
DRAWING TITLE	TA1 ASM CONN & F OCS 1-X 1W1
DRAWING NUMBER	15513510
SHEET	1 OF 1

•APTIV•
CONNECTOR SYSTEMS
APTIV PLC
THE INFORMATION CONTAINED IN THIS DRAWING IS THE SOLE PROPERTY OF APTIV PLC. ANY REPRODUCTION IN PART OR AS A WHOLE WITHOUT THE WRITTEN PERMISSION OF APTIV PLC IS PROHIBITED.
© COPYRIGHT APTIV PLC. ALL RIGHTS RESERVED.

DRAWING TYPE	PART CHART
DRAWING TITLE	TA1 ASM CONN & F OCS 1-X 1W1
DRAWING NUMBER	15513510
SHEET	1 OF 1

THIRD ANGLE PROJECTION

SIZE ANSI A1 | SIZE ISO A1

DO NOT SCALE DRAWING

15513510

15513510

15513510

15513510