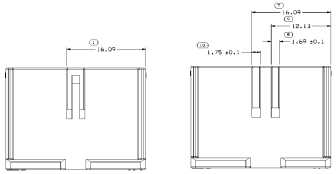

TYPE 202
USCAR TYPE B
SAME AS TYPE 201
EXCEPT AS SHOWN

TYPE 203
USCAR TYPE C
SAME AS TYPE 201
EXCEPT AS SHOWN

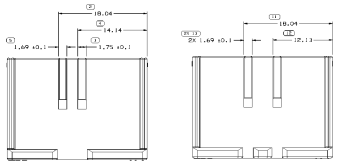

TYPE 204
USCAR TYPE D
SAME AS TYPE 201
EXCEPT AS SHOWN

TYPE 205
USCAR TYPE E
SAME AS TYPE 201
EXCEPT AS SHOWN

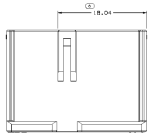

TYPE 206
USCAR TYPE F
SAME AS TYPE 201
EXCEPT AS SHOWN

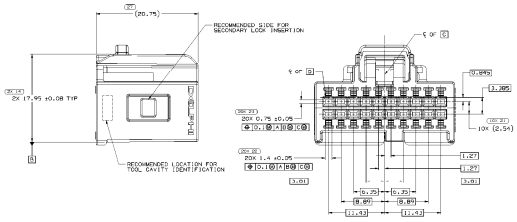

TYPE 201
USCAR TYPE A

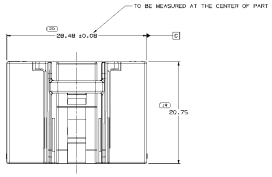

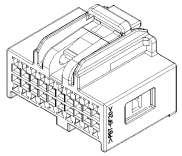

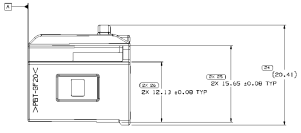

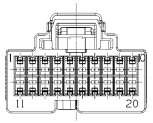

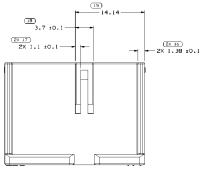

SYMBOL DEFINITION:		MISSING SYMBOLS
A DIMENSION WITHOUT AN INSPECTION REPORT SYMBOL DOES NOT REQUIRE INSPECTION. IT MAY BE CONTROLLED ON THE PROTOTYPICAL COMPONENT DRAWING.	TOTAL NO OF INSPECTIONS REQUIRED 80	NO MISSING SYMBOL NUMBER
	LOC NO. LGS 27	

ECN STATUS						REVISION HISTORY	DATE	BY	APPD
DATE	STATUS	SYSTEM			CHNG				
1MAR01	R	R1	-	-	-	A1 PARTS - MILENGE:	4DEC01	RV	TM
9MAR01	R	R2	-	-	-	A1 PARTS - 014 (20.75) WAS (20.25)	4DEC01	JAN	RV
11AUG10	R	R3	-	-	-	11REV01 - REVISED MATL SPEC	4JUL10	AMA	AMA
09JAN13	R	R4	-	-	-	A1 PARTS - REVISED DRAWING #8 CHANGED A4 VIEWS.	4JAN13	SP	AMA

NOTES

1. UNLESS OTHERWISE SPECIFIED AND/OR INDICATED:
   DIMENSIONS ARE TO FACE OF VIEW SHOWN AND AUTOMATICALLY TO BOUNDARY OF COMPONENT AS INSPECTION MUST BE MADE ON PART. (EXCEPT DIMENSIONS) FOR ALL OTHER DIMENSIONS NOT SHOWN BUT PROVIDED FOR TOOL BUILD, SEE MATH MODEL FOR PRECISE TOOL PATH DATA.
2. MATERIAL DEVIATIONS CODE PER TSD 11MAR. (11X10.1) BASED CHARACTERISTICS SHALL NOT BE LOCATED ON ANY SEALING SURFACE. OPTIONAL CONSTRUCTION TO BE NO MATERIAL RECYCLING CODE.
3. CONNECTOR VALIDATED PER SAE/USCAR-2 MAY 2004: TEMPERATURE CLASS 1, VIBRATION FOR COMPONENTS NOT COUPLED TO ENGINE.
4. (11X10.1) DELPHI CORPORATE BRAND TO BE LOCATED ON ANY EXTERIOR SURFACE, PREFERABLY VISIBLE AT FINAL ASSEMBLY. OPTIONAL CONSTRUCTION FOR EXISTING TOOLING MAY BE "PRIV".
5. MATING BLADE REQUIREMENTS ARE FOUND ON USCAR/EWCAP DRAWINGS: "EWCAP 001 REV 0 DESTGNA-005 TYPE".
6. PART TO BE USED WITH APPROPRIATE DELPHI PACKARD HOLDER DESIGN.
7. PART TO BE PROCESSED USING DELPHI PACKARD ELECTRIC SYSTEMS MOST PRACTICE METHOD AND/OR CONNECTOR ASSEMBLY INSTRUCTIONS AND APPLICABLE REPAIR PROCEDURES.
8. PRIMARY LOCK DISCHARGE MAY BE BELOW 10N.
9. CONNECTOR TO CONNECTOR UNMATING FORCE MAY EXCEED 75N IF 17 OR MORE CIRCUITS ARE USED.
10. POLARIZATION FEATURE EFFECTIVENESS MAY BE BELOW 20DN. WHEN MATING TO A DIFFERENT USCAR 20 MAY INDEX.
11. FOR APPLICATION DATA SEE THE INDIVIDUAL APPLICATION DRAWINGS.

PART NO	REV	N/P	STATUS	MATERIAL SPECIFICATION AND COLOR	TYPE	USCAR TYPE	VOLUME CM³
1.1782504	02	AA	INACTIVE	POLYESTER COMPOUND NATURAL	204	F	2.777
1.1782503	02	AB	INACTIVE	POLYESTER COMPOUND BLUE	205	E	2.777
1.1782504	02	AA		POLYESTER COMPOUND GREEN	204	D	2.781
1.1782501	02	AA		POLYESTER COMPOUND BROWN	203	C	2.781
1.1782502	02	AA		POLYESTER COMPOUND GRAY	202	B	2.776
1.1782499	02	AA		POLYESTER COMPOUND BLACK	201	A	2.776

DELPHI
DELPHI PACKARD ELECTRICAL/ELECTRONIC ARCHITECTURE
MADE IN

PART DRAWING

PROJ	
PT01 1- ELEX	4NOV99
PT02 1- ELEX	4NOV99
PT03 ALL COMMAT	4NOV99

UNLESS OTHERWISE SPECIFIED
THIS DOCUMENT IS A PROPRIETARY DRAWING OF DELPHI AND MUST NOT BE REPRODUCED OR DISTRIBUTED TO ANYONE OUTSIDE OF DELPHI WITHOUT WRITTEN PERMISSION.
DELPHI CONFIDENTIAL AND PROPRIETARY

DELPHI PACKARD ELECTRIC SYSTEMS
CONFIDENTIAL AND PROPRIETARY

SIZE: A1
SHEET SHEET

REVISION TYPE
TAB CONN 20 F MICRO MNT

REVISION NUMBER
1.3592212

SIZE | SHEET | REVISION
A1x3 | 511 | 02 | 2 OF 2 | 29 | N | 04

1.3592212

SIZE | SHEET | REVISION
A1x3 | 511 | 02 | 2 OF 2 | 29 | N | 04