DRAWING NUMBER / NUMERO DISEGNO	REVISION / REVISIONE	SHEET / FOGLIO	APPROVAL LEVEL / LIV. DI APPROVAZIONE
FSA 310011	05	1/1	-

DRAWING / DISEGNO: C

Nota: Per il controllo elettrico del connettore cablato riferirsi a IPS318.

Per le dimensioni del pozzetto di collaudo vedere tavola FSA310107

Note: See IPS318 for the electrical control

For table board see FSA310107

STRICTLY CONFIDENTIAL

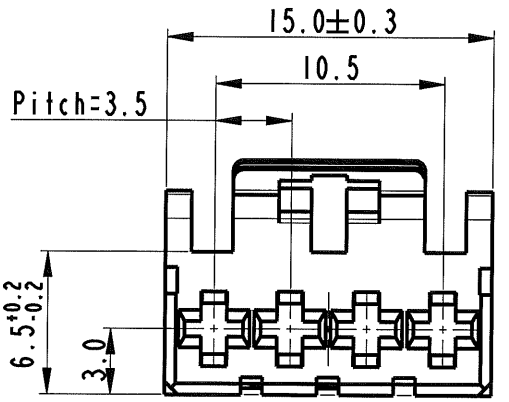

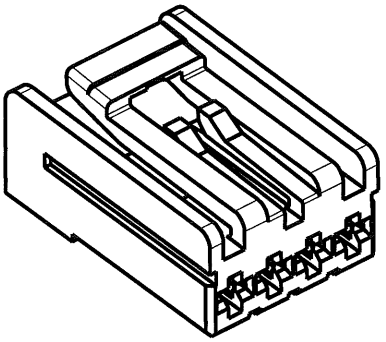

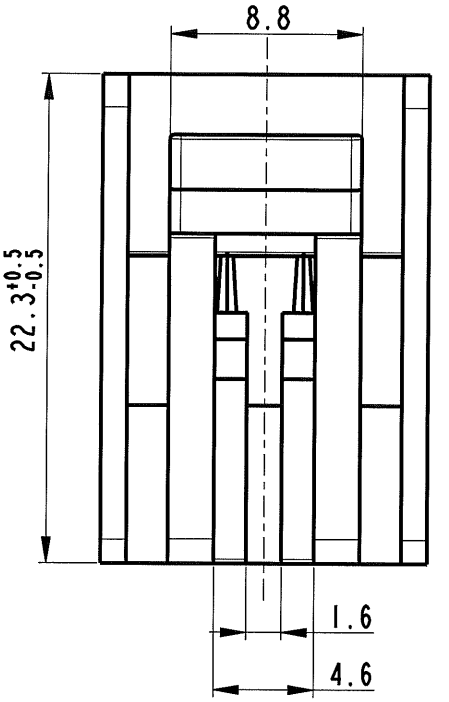

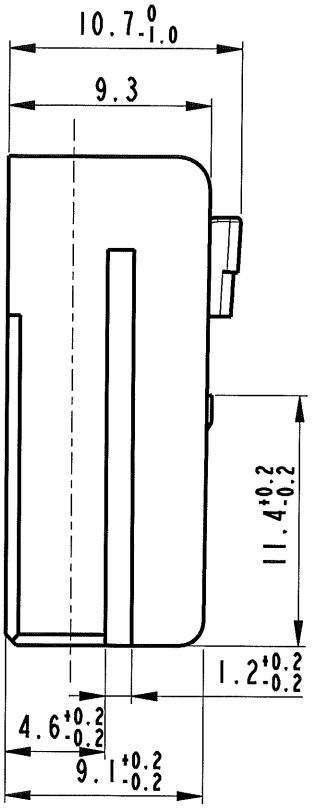

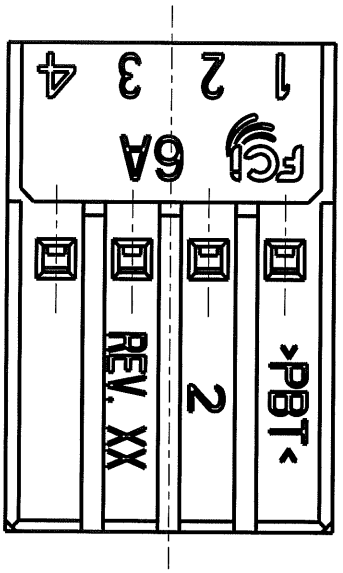

16-10	27/09/2010	05	-	Cambiato riferimenti per controllo elettrico			
02-09	16/01/2009	04-R	-	RELEASED FOR PRODUCTION Mould revision not necessary	GB	FG	MC
18-08	18/04/2008	04	-	Removed SIXTAU reference	GB	FG	MC
051-2007	20-09-2007	03	-	Update dimension and tolerances	F. G.	G. B.	M. C.
045-2007	24-05-2007	02	-	Added note for the electrical control	F. G.	G. B.	M. C.
-	25-01-2007	01	-	Added view with numbers of cavities	F. G.	G. B.	M. C.
ECN-NO. / NUMERO. -ECN	DATE DD/ MM / YY / DATA	REVISION / REVISIONE	POSITION / POSIZIONE	CHANGE DESCRIPTION / DESCRIZIONE MODIFICA	DRAWN BY / DISEGNATORE	CHK. BY / CONTROLLATO	APPR. BY / APPROVATO

PRODUCT SPEC. / SPEC. DI PRODOTTO	PACKAGING SPEC. / SPEC. DI IMBALLAGGIO	APPLICATION SPEC. / SPEC. DI APPLICAZIONE
IPS317	-	IPS318

THIS DRAWING AND ALL OTHER INFORMATION CONTAINED THEREIN IS PROPRIETARY AND THE PROPERTY OF FCI. This drawing may not be copied, reproduced or disclosed to any third party without the expressed written permission of FCI.
© FCI April 1999

QUESTO DISEGNO ED OGNI ALTRA INFORMAZIONE IN ESSO CONTENUTA SONO ESCLUSIVI E DI PROPRIETA' DELLA FCI. Questo disegno non puo' essere copiato, riprodotto o divulgato a terzi senza l'espresso consenso scritto della FCI.
© FCI April 1999

TOLERANCES / TOLLERANZE: ± 0.3 mm. / ±1°	MATERIAL / MATERIALE: PBT	SURFACE FINISH / FINITURA SUPERFICIALE: -		ISO PROJECTION / PROIEZIONE ISO	CAD SYSTEM: pro / eng.
COUNTERPART Nr. / CONTROPARTE Nr.	COLOUR / COLORE: NATURAL			DIMENSION IN MILLIMETERS / DIMENSIONI IN MILLIMETRI	DWG SIZE / FORMATO: A4
DO NOT SCALE DRAWING / DISEGNO FUORI SCALA	TOOL NO.: -	LOC. CODE / NAZIONALITA': IT			

	DATE / DATA	NAME / NOME
DRAWN BY / DISEGNATORE	06-12-06	F. G.
CHECKED BY / CONTROLLATO	06-12-06	G. B.
APPROVED BY / APPROVATO	06-12-06	M. C.

TITLE / DESCRIZIONE: **4 Way Female Holder With DCS2**

DRAWING NUMBER / NUMERO DISEGNO: **FSA 310011**

SHEET / FOGLIO: 1 of 1 di 1

ESR NO. / NUMERO ESR: EU-060508

CAT. NO. / NUMERO CAT.: 17210490

FILE NAME / NOME FILE: FSA 310011_4Way

SCALE / SCALA: 3:1