SYMBOL DEFINITION		MISSING SYMBOLS
A DIMENSION WITHOUT AN INSPECTION REPORT SYMBOL (◯) DOES NOT REQUIRE INSPECTION. IT MAY BE CONTROLLED ON THE INDIVIDUAL COMPONENT DRAWING.	TOTAL NO OF INSPECTIONS REQUIRED: 19	NO MISSING SYMBOL NUMBER
	LAST NO. USED: 15	

DWG STATUS					ZONE	REVISION HISTORY	AUTH	DR	APVD/APVD
DATE	SIZE	REV	N/P	ENG					
03JA18	R	01	-	-		RELEASED PART DRAWING	430537	GDH	JWMNC
26AP18	R	02	-	-		35160210 - 0.41 WAS 0	439643	AGC	AGC/MNC
30MY18	R	03	-	-		35211551 - RELEASED	439982	AGC	AGC/ERM
29NY19	R	04	-	-		ALL PARTS - UPDATED PDM ATTRIBUTES	443327	LVD	HDD/ERM
07OC19	R	05	-	-		35160210 - UPDATED PART AVAILABILITY	550204	JLL	JAA/SBA
24OC19	R	06	-	-		35211551 - UPDATED PART AVAILABILITY	550354	JAA	JAA/SBA
03MR21	R	07	-	-		35538102 - RELEASED	553686	LXA	EVV/SBA

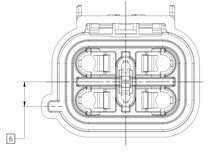

TYPE 102
SAME AS TYPE 101
EXCEPT AS SHOWN

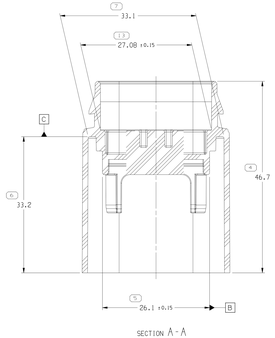

SECTION A - A

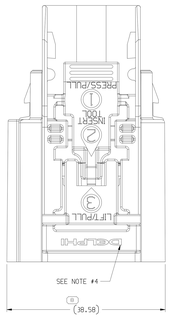

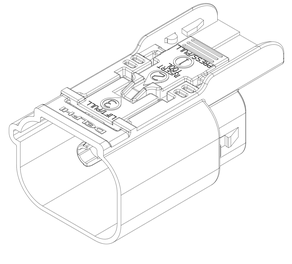

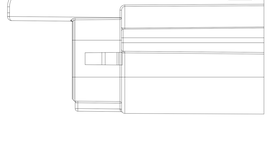

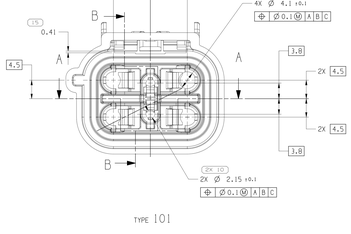

TYPE 101

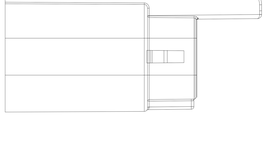

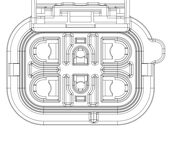

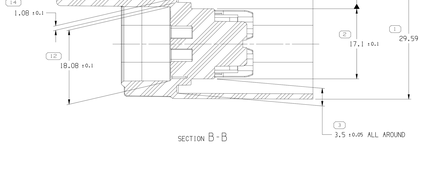

SECTION B - B

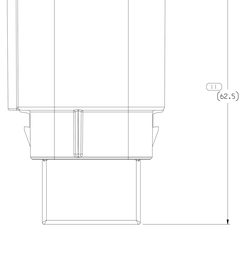

NOTES

1. UNLESS OTHERWISE SPECIFIED AND/OR INDICATED:

   DIMENSIONS ARE TO FACE OF VIEW SHOWN AND AUTOMATICALLY ROUNDED BY COMPUTER FOR INSPECTION (SEE MATH MODEL FOR PRECISE DIMENSIONS). FOR ALL OTHER DIMENSIONS NOT SHOWN BUT REQUIRED FOR TOOL BUILD, SEE MATH MODEL FOR PRECISE TOOL PATH DATA.

2. FOR APPLICATION DATA SEE THE INDIVIDUAL APPLICATION DRAWINGS.

3. THIS PRODUCT IS NOT CATEGORIZED AS AN APPEARANCE ITEM, MINOR IMPERFECTIONS INCLUDING, BUT NOT LIMITED TO, FLOW MARKS, COLOR BLEMISHES, GATE VESTIGE, AND SOFT FLASH THAT DO NOT AFFECT THE FIT, FORM, OR FUNCTION OF THE PART ARE PERMISSIBLE PER EANP_4-3_CS_01_EN.

4. CORPORATE BRAND TO BE APPLIED TO PRODUCT DESIGN PER THE LATEST REVISION OF ESD S10052O1.

	35538102	01	-	POLYESTER COMPOUND BLACK	102	12.435
	35211551	01	A8	POLYESTER COMPOUND ORANGE	102	12.435
	35160210	02	A8	POLYESTER COMPOUND ORANGE	101	12.411
	PART NO	REV	N/P	MATERIAL SPECIFICATION AND COLOR	TYPE	VOLUME cm³

THE ITEM DRAWN THROUGH A PART NUMBER INDICATES THAT PHYSICAL PARTS ARE NOT AVAILABLE FOR ORDERING.

PART NUMBERS THAT DO NOT HAVE A LINE PRESENT INDICATE THAT PHYSICAL PARTS ARE AVAILABLE FOR ORDERING.

CONTACT APTIV SALES TO ASSURE AVAILABILITY OF PARTS.

DWG TYPE	PART DRAWING
STYLE	
VOLUME (CM³)	SYSTEM CODE: D

UNLESS OTHERWISE SPECIFIED

THIS DOCUMENT IS IN ACCORDANCE WITH ASME Y14.5M-1994 UNLESS OTHERWISE SPECIFIED. GENERAL GEOMETRIC TOLERANCING MAXIMUM RULE. SEPARATE INTERVAL OF FEATURES, MAY BE SHOWS SEPARATELY REGARDLESS OF DATUM REFERENCES.

ALL DIMENSIONS ARE IN MILLIMETERS

(3) PROCESS SENSITIVE DIMENSION

DIMENSIONS ENCLOSED IN ( ) INDICATE REFERENCE DIMENSIONS AND NO TOLERANCE BUILD ARE ESTABLISHED.

DIMENSIONAL RANGE (MM)								
FROM	0.5<	6<	30<	120<	315<	1000<	2000<	3150<
TO	6	30	120	315	1000	2000	3150	5000
TOLERANCE UNLESS OTHERWISE SPECIFIED								
±0.15	±0.2	±0.3	±0.4	±0.5	±0.7	±1.0	±1.4	±2.0

AVAILABLE TOLERANCE CLASS

THIRD ANGLE PROJECTION

DO NOT SCALE

USE MATH DATA

NX

DRAWING NUMBER: 35168246								
SIZE	SCALE	FRAME NO	SHEET NO	TOTAL	REV	NCN
A1x3	3:1	2 OF 2	1 OF 1	R	07	-

DR	
APVD1: GERARDO DAVILA	03JA18
APVD2: Jr. VILLAMIL	03JA18
APVD3: NINO MIGUEL	03JA18
APVD4:	
APVD5:	
MATL: SUBSTANCES OF CONCERN AND RECYCLED CONTENT PER APTIV STANDARDS	
FINISH: SEE CHART	
CREATED NAME: TAXI CONN 6 F HES 2.4 SLD MODULAR	

•APTIV•
CONNECTION SYSTEMS
WARREN, OH
COPYRIGHT 2018 APTIV. ALL RIGHTS RESERVED.
THIS DRAWING IS THE PROPERTY OF APTIV AND CONTAINS APTIV'S CONFIDENTIAL AND TRADE SECRET INFORMATION. ANY REPRODUCTION OR UTILIZATION OF THIS DOCUMENT OR ITS RELATED CAD WITH DATA, AS WELL AS COMMUNICATION OF ANY CONTENT TO OTHERS, WITHOUT EXPRESS AUTHORIZATION, IS PROHIBITED.

DRAWING NUMBER: 35168246						
SIZE	SCALE	FRAME NO	SHEET NO	TOTAL	REV	NCN
A1x3	3:1	1 OF 2	1 OF 1	R	07	-

Apply to all dimensions without individual tolerance specifications
Linear dimensions ISO 2768-1 m
Angular dimensions ISO 2768-1 m
Geometrical tolerances ISO 2768-2 K
Surface texture symbols ISO 1302
Edges ISO 13715

35168246

Template: A1x3_ENG_MASTER_01.DOT Drawing Number: 21 Format: A1x3 Rev 21