29.70 / 26.70	Marron 2	211 PC 10 9 S 1 017
33.10 / 30.10	Gris 3	211 PC 10 9 S 8 017
36.50 / 33.50	Noir 4	211 PC 10 9 S 0 017
COUPE P-P ECHELLE 1:1	Couleur	Réf. F.C.I.

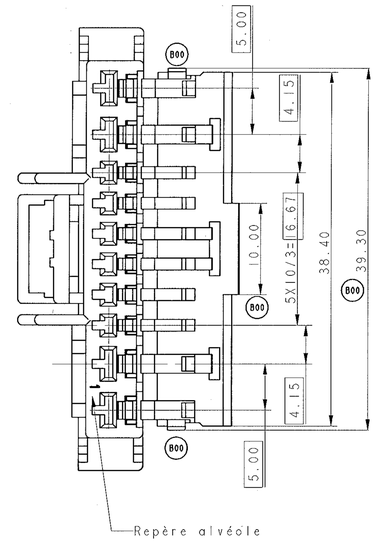

COUPE B-B

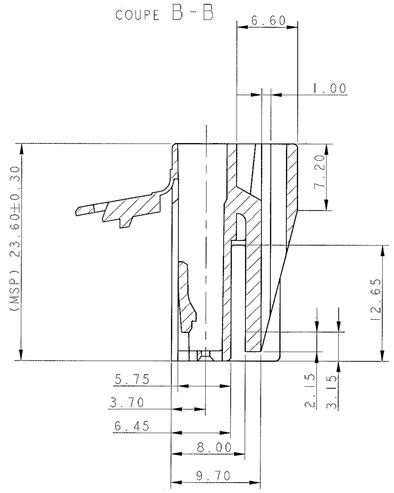

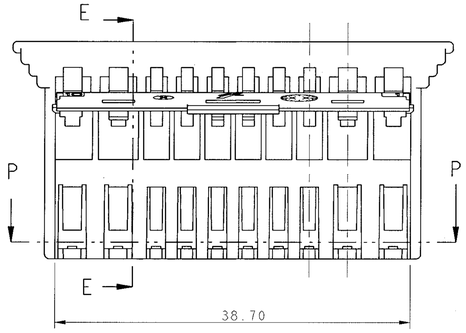

COUPE E-E

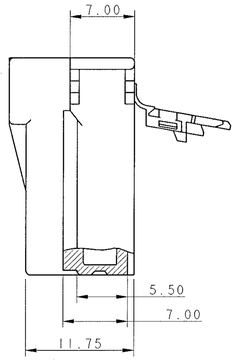

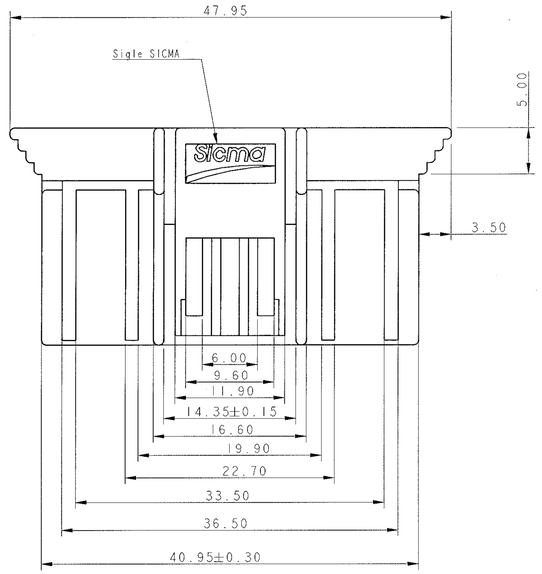

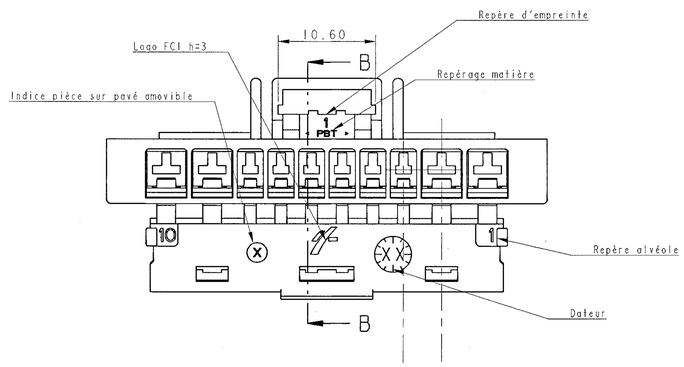

ARCHIVE LE 24/02/2003

ANONYME

A 03 009	24/02/03	B00	-	-	TECHENE
			-	ADD LATERAL LOCKING SYSTEM OF PLAT	
			-	CHANGE SECONDARY LOCKING	
			-	CHANGE CAO SYSTEM	
			-	DMDT N°:2078 (20/02/03)	

ECN-NO. NUMERO ECN	DATE DDJ MM / YY DATE	REVISION INDICE	POSITION POSITION	CHANGE DESCRIPTION MODIFICATION	DRAWN BY DESSINE PAR	CHECKED BY VERIFIE PAR	APPROVED BY APPROUVE PAR

PRODUCT SPEC. SPECIF. PRODUIT - | PACKAGING SPEC. SPECIF. EMBALLAGE - | APPLICATION SPEC. SPECIF. APPLICATION - | THIS DRAWING AND ALL OTHER INFORMATION CONTAINED THEREIN IS PROPRIETARY AND THE PROPERTY OF FCI. This drawing may not be copied, reproduced or disclosed to any third party without the expressed written permission of FCI. © FCI April 1999 | CE PLAN ET LES INFORMATIONS CONTENUES DANS CE PLAN SONT PROPRIETAIRES ET LA PROPRIETE DE FCI. Ce plan ne peut être copié, reproduit ou transmis sans l'autorisation expresse et écrite de FCI. © FCI Avril 1999

TOLERANCES TOLERANCES ±0.2 ±2° | MATERIAL : MATIERE : PBT | SURFACE FINISH ETAT DE SURFACE - | FCI | ISO PROJECTION PROJECTION ISO | CAD SYSTEM pro / eng.

COUNTERPART N° CONTRE-PARTIE N° - | COLOUR : COULEUR : - | DIMENSION IN MILLIMETERS DIMENSIONS EN MILLIMETRES | DWG SIZE FORMAT A1

DO NOT SCALE DRAWING NE PAS PRENDRE DE COTES | TOOL NO. OUTIL N° | ECO Loc. Code CODE B.E. FE

	DATE DATE	NAME NOM	TITLE DESIGNATION	DRAWING NUMBER REFERENCE PLAN	SHEET FEUILLE
DRAWN BY DESS. PAR	19/04/02	ISAMBERT	10 MIXED WAY FEMALE HOUSING	211 FT 0458	1 of 1
CHECKED BY VERIFI. PAR					
APPROVED BY APPR. PAR			ESR NO. NUMERO ESR 11A-2058	CAT. NO. NUMERO CAT. -	FILE NAME NOM DE FICHIER 211FT0458	SCALE ECH. 3:1

EUR P10 16 F28