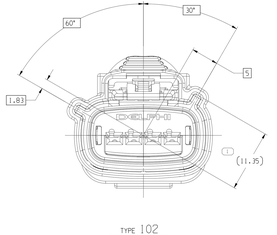

TYPE 102
SAME AS TYPE 101
EXCEPT AS SHOWN

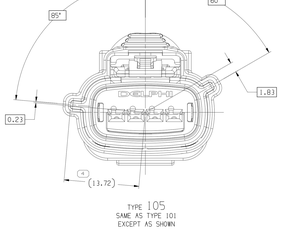

TYPE 105
SAME AS TYPE 101
EXCEPT AS SHOWN

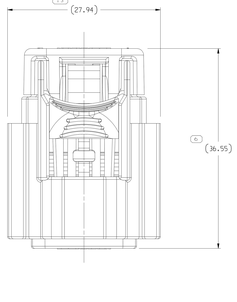

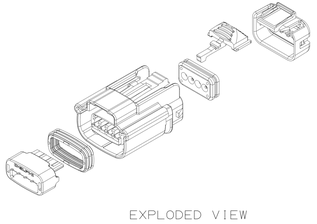

EXPLODED VIEW
SCALE 2:1

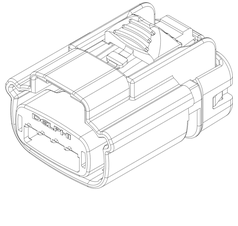

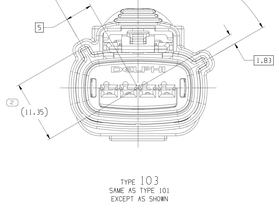

TYPE 103
SAME AS TYPE 101
EXCEPT AS SHOWN

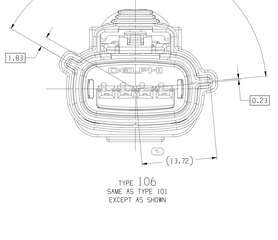

TYPE 106
SAME AS TYPE 101
EXCEPT AS SHOWN

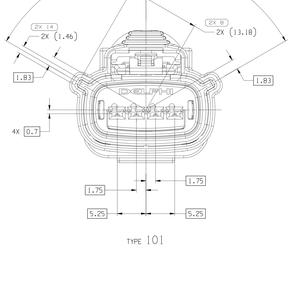

TYPE 101

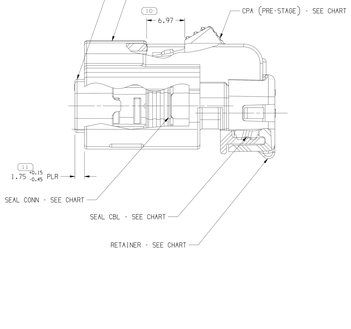

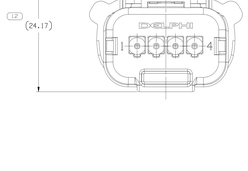

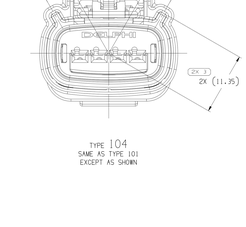

TYPE 104
SAME AS TYPE 101
EXCEPT AS SHOWN

NOTES

1. UNLESS OTHERWISE SPECIFIED AND/OR INDICATED:

   DIMENSIONS ARE TO FACE OF VIEW SHOWN AND AUTOMATICALLY ROUNDED BY COMPUTER FOR INSPECTION (SEE MATH MODEL FOR PRECISE DIMENSIONS). FOR ALL OTHER DIMENSIONS NOT SHOWN BUT REQUIRED FOR TOOL BUILD, SEE MATH MODEL FOR PRECISE TOOL PATH DATA.

2. THIS PRODUCT IS NOT CATEGORIZED AS AN APPEARANCE ITEM. MINOR IMPERFECTIONS (INCLUDING, BUT NOT LIMITED TO, FLOW MARKS, COLOR BLEMISHES, GATE VESTIGE, AND SOFT FLASH THAT DO NOT AFFECT THE FIT, FORM, OR FUNCTION OF THE PART ARE PERMISSIBLE PER EANP_4-3_CS_01_EN.

3. FOR APPLICATION DATA SEE THE INDIVIDUAL APPLICATION DRAWINGS.

4. SEALING CODE 4 - DESIGN WILL MEET REQUIREMENTS OF SAE/USCAR-2 CONNECTOR SYSTEM ENVIRONMENTAL TEST FLOWCHART (PRESSURE/VACUUM AND SUBMERSION).

5. FOR DIFFERENT PUNCH PATTERN CONFIGURATIONS (IF AVAILABLE) SEE SHEET 2.

6. FOR ASSEMBLIES WITHOUT CPA SEE DRAWING 15532368

15514529	05	A0	106	15514522	15519096	15514536	15514538	15514532	15514515	F
15514528	05	A0	105	15514521	15519096	15514536	15514538	15514532	15514515	E
15514522	05	A0	104	15514520	15519096	15514536	15514538	15514532	15514515	D
15514526	05	A0	103	15514519	15519096	15514536	15514538	15514532	15514515	C
15514525	05	A0	102	15514518	15519096	15514536	15514538	15514532	15514515	B
15514524	05	A0	101	15514517	15519096	15514536	15514538	15514532	15514515	A
PART NO	REV	N/P	TYPE	FEMALE CONN	LOCK CPA	PLR	SEAL CONN	RETAINER	SEAL CBL	USCAR OPTION

DRAWING NUMBER							
15514530							
SIZE	SCALE	FORMAT NO	SHEET NO	SHEETS	REV	N/P	
A1x3	4:1	2 OF 2	1 OF 2	R	12	-	

SYMBOL DEFINITION

A DIMENSION WITHOUT AN INSPECTION REPORT SYMBOL ( ) DOES NOT REQUIRE INSPECTION. IT MAY BE CONTROLLED ON THE INDIVIDUAL COMPONENT DRAWING.

TOTAL NO OF INSPECTIONS REQUIRED	15
LAST NO. USED	14

MISSING SYMBOLS
7 9

DWG STATUS											
DATE	STS	REV	N/P	CHG	ZONE	REVISION HISTORY	AUTH	DR	APVD	APVD	
10JA13	R	01	-	-	-	15514524 -WAS PE246482, REV'D & RELEASED 15514525 -WAS PE246483, REV'D & RELEASED 15514526 -WAS PE246484, REV'D & RELEASED 15514527 -WAS PE246485, REV'D & RELEASED 15514528 -WAS PE246486, REV'D & RELEASED 15514529 -WAS PE246487, REV'D & RELEASED	421061	ESC	ESC	001	M
19MR13	R	02	-	-	-	ALL PARTS - (36.55) WAS (37.05), (24.17) WAS (24.12), REMOVED DIMS 12 PLCS! AND RELAXED TOLERANCES 16 PLCS!	421561	HCD	HCD	DAT	
06MY13	R	03	-	-	-	ALL PARTS - ADDED DIM #14 AND UPDATED CONN, RETAINER & PLR	421797	JOM	JOM	DAT	
01AG13	R	04	-	-	-	ALL PARTS - UPDATED CONN, CPA, PLR, SEAL CONN AND SEAL CBL	424345	MF	JAA	001	
05DE13	R	05	-	-	-	ALL PARTS - ADDED "ACCEPTED CABLE O.D." NOTE	424883	APB	APB	001	
14OC14	R	06	-	-	-	ALL PARTS - UPDATED CONN, CPA, RETAINER, PLR AND RELATED DIMS	427900	ORA	JVM	001	
23SE15	R	07	-	-	-	ALL PARTS - DIM #11 WAS 1.75 PLR AND UPDATED PART AVAILABILITY	430844	ORA	JVM	DAT	
29FE16	R	08	-	-	-	15514525-29 - UPDATED PART AVAILABILITY	432153	AGC	JVM	DGL	
10JA18	R	09	-	-	-	ALL PARTS - ADDED SHT 1 OF 2	438404	ESC	ESC	ACV	
29JA18	R	10	-	-	-	15514524 - UPDATED CONN TO LATEST REV	438788	ESC	ESC	ACV	
14FE18	R	11	-	-	-	ALL PARTS - UPDATED RETAINER TO LATEST REVISION	438954	DAV	JVM	ACV	
20MY19	R	12	-	-	-	ALL PARTS - ADDED "PUNCH PATTERN CONFIG" AND "ASSEMBLIES WITHOUT CPA" NOTES	443322	JOD	DSP	DSP	R

(13) PROCESS SENSITIVE DIMENSION

DIMENSIONS ENCLOSED IN ( ) INDICATE REFERENCE DIMENSIONS AND NO TOLERANCE LISTED ARE STANDARD.

DIMENSIONAL RANGE (MM)									
FROM	0	6	30	120	315	1000	2000	4000	>4000
TO	6	30	120	315	1000	2000	4000	8000	
TOLERANCE (UNLESS OTHERWISE SPECIFIED)									
±0.15	±0.25	±0.4	±0.6	±0.8	±1.0	±1.2	±1.6	±2.0	
ANGULAR TOLERANCE ±0°									

THIRD ANGLE PROJECTION

DO NOT SCALE
USE MATH DATA

NX

THE DRAWING FORMAT & PART NUMBER INDICATES THAT PHYSICAL PARTS ARE NOT AVAILABLE FOR ORDERING.

PART NUMBERS THAT DO NOT HAVE A LINE PRESENT INDICATE THAT PHYSICAL PARTS MAY BE AVAILABLE FOR ORDERING.

CONTACT APTIV SALES TO ASSURE AVAILABILITY OF PARTS.

DWG TYPE	PART DRAWING
STYLE	
VOLUME (CM³)	SYSTEM USED

UNLESS OTHERWISE SPECIFIED

THIS DOCUMENT IS IN ACCORDANCE WITH ASME Y14.5M-1994 UNLESS OTHERWISE SPECIFIED. GENERAL TOLERANCE MAXIMUM DEVIATION. SEPARATE PATTERNS OF FEATURES MAY BE GAGED SEPARATELY REGARDLESS OF DATUM REFERENCES.

ALL DIMENSIONS ARE IN MILLIMETERS

REFERENCE

THIS DRAWING IS THE PROPERTY OF APTIV AND CONTAINS APTIV CONFIDENTIAL INFORMATION. THE RECEIPT OR POSSESSION OF THIS DRAWING OR ITS RELATED CAD MATH DATA, NO WILL NOT CONVEY TO ANY PARTY THE RIGHT TO DISCLOSE, WITHOUT EXPRESS AUTHORIZATION, ITS PRIVATE CONTENTS.

COPYRIGHT 2013 APTIV. ALL RIGHTS RESERVED.

		DATE
DR		
APVD2	EDUARDO SENA	10JA13
APVD3	EDUARDO SENA	11JA13
APVD4	GERARDO GOMEZ J.	18JA13
APVD5		
APVD6		

SUBSTANCES OF CONCERN AND RECYCLED CONTENT PER APTIV (DRAWING)

MATERIAL	SEE CHART
DRAWING NAME	TAX1 ASM CONN 4 F OCS 1.5 SLD

DRAWING NUMBER							
15514530							
SIZE	SCALE	FORMAT NO	SHEET NO	SHEETS	REV	N/P	
A1x3	4:1	1 OF 2	1 OF 2	R	12	-	

•APTIV•
CONNECTION SYSTEMS
WARREN, OH

T2214230

PRINTED: 1/28/2020 SHEET: 2/2 Time: 08:39:25