

TYPE 106
SAME AS TYPE 101
EXCEPT AS SHOWN

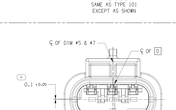

TYPE 105
SAME AS TYPE 101
EXCEPT AS SHOWN

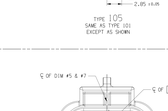

TYPE 104
SAME AS TYPE 101
EXCEPT AS SHOWN

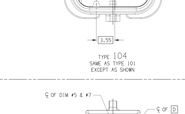

TYPE 103
SAME AS TYPE 101
EXCEPT AS SHOWN

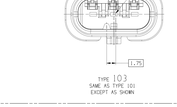

TYPE 102
SAME AS TYPE 101
EXCEPT AS SHOWN

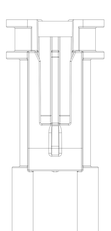





ALTERNATE CONSTRUCTION

SEE NOTE #6

PARTS FROM LVT DO NOT INCLUDE RADII THAT WERE ADDED FOR HIGH VOLUME TOOL RELEASE TO REMOVE SHARP CORNERS

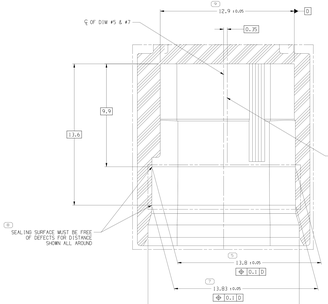

DETAIL D
SCALE 10:1

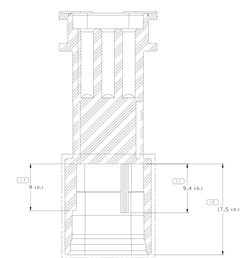

SECTION B-B

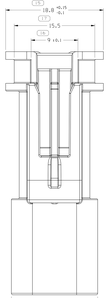

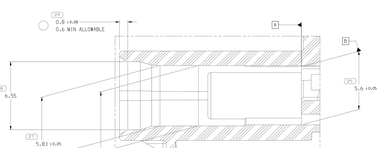

DETAIL C
SCALE 10:1

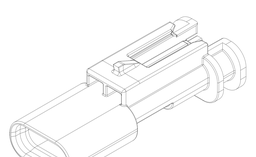

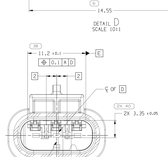

SECTION E-E

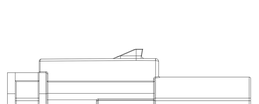

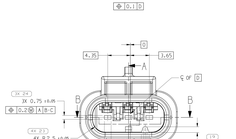

TYPE 101

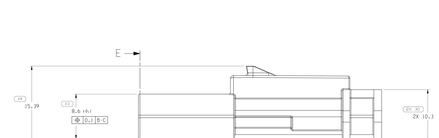



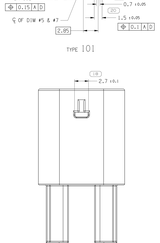



SECTION A-A

NOTES

1. UNLESS OTHERWISE SPECIFIED AND/OR INDICATED:
   DIMENSIONS ARE TO FACE OF VIEW SHOWN AND AUTOMATICALLY ROUNDED BY COMPUTER FOR INSPECTION (SEE MATH MODEL FOR PRECISE DIMENSIONS). FOR ALL OTHER DIMENSIONS NOT SHOWN BUT REQUIRED FOR TOOL BUILD, SEE MATH MODEL FOR PRECISE TOOL PATH DATA.

2. THIS PRODUCT IS NOT CATEGORIZED AS AN APPEARANCE ITEM. MINOR COSMETIC DEFECTS SUCH AS SLIGHT VARIATIONS IN GLOSS, COLOR, BLEMISHES, GATE WESTAGE, AND SOFT FLASH THAT DO NOT AFFECT THE FIT, FORM, OR FUNCTION OF THE PART ARE PERMISSIBLE PER EANF_A-1.25_01_EN.

3. CORPORATE BRAND TO BE APPLIED TO PRODUCT DESIGN PER THE LATEST REVISION OF ESD S10852DC.

4. FOR APPLICATION DATA SEE THE INDIVIDUAL APPLICATION DRAWINGS.

5. CONNECTOR CONFORMS TO GSCAR EXCAP DRAWING 102-5-002-1-202.

6. ALTERNATE CONSTRUCTION ONLY FOR PARTS FROM LOW-VOLUME TOOLING IDENTIFIED BY TOOL CAVITY ID "1A".

SYMBOL DEFINITION		
A DIMENSION WITHOUT AN INSPECTION REPORT SYMBOL (**) DOES NOT REQUIRE INSPECTION. IT MAY BE CONTROLLED ON THE INDIVIDUAL COMPONENT DRAWING.	TOTAL NO OF INSPECTIONS REQUIRED:	50
	LAST NO. USED:	40

MISSING SYMBOLS
THIS MISSING SYMBOL NUMBER

CAGE CODE	REVISION HISTORY	ECN	DR	DES	APP
33.8650	R 001 -	-	ALL PARTS - RELEASED	A3866/1	ASC	AK	NL
33.8659	R 002 -	-	ALL PARTS - UPDATED PDM ATTRIBUTES	441895	SDH	JAA	WL
33.8659	R 003 -	-	ALL PARTS - UPDATED PDM ATTRIBUTES	442057	JMF	JAA	WL
33.8659	R 004 -	-	ALL PARTS - UPDATED PDM ATTRIBUTES	442085	ALL	JAA	WL
33.8659	R 005 -	-	ALL PARTS - 18.8 ±0.1 MKS ZX 18 ±0.1, ADDED "C" OF DIM" & DATUM C" CALLOUTS AND RELOCATED BASIC DIMS TO PLCS)	444251	SKK	YW	WL
33.8659	R 006 -	-	ALL PARTS - ADDED OPTIONAL CONSTRUCTION VIEWS AND NOTE #5	553793	SDH	DD	WL
33.8659	R 007 -	-	2551780 & 2553278 - RELEASED	554113	ALL	AA	WL
33.8659	R 008 -	-	ALL PARTS - UPDATED PDM ATTRIBUTES	555713	SLS	DL	WL
33.8659	R 009 -	-	ALL PARTS - UPDATED PDM ATTRIBUTES	556674	MLR	DD	WL
33.8659	R 010 -	-	ALL PARTS - UPDATED PDM ATTRIBUTES	556491	MLR	AJ	WL
33.8659	R 011 -	-	ALL PARTS - DIM #15 18.8 ±0.1/-0.2 MKS 18.8 +/-0.1, DIM #24 3X 0.75 +/-0.05 |⊕| 0.08 A B C MKS 3X 0.75 +/-0.05 |⊕| 0.1 M B C	556942	AKH	JAA	WL
33.8659	R 012 -	-	ALL PARTS - DIM #15 18.8 ±0.15/-0.1 MKS 18.8 +0.15/-0.1	557180	EZJ	DD	WL
33.8659	R 013 -	-	ALL PARTS - UPDATED PDM ATTRIBUTES	557578	AKH	JAA	WL
33.8659	R 014 -	-	ALL PARTS - SEAT POSITION CONTROL MKS 0.1 ON DIM #2	557674	MLR	DL	WL
33.8659	R 015 -	-	ALL PARTS - UPDATED PDM ATTRIBUTES	557809	SDH	JAA	WL
33.8659	R 016 -	-	ALL PARTS - ADDED 0.6 MIN ALLOWABLE LABEL TO DIM 5.96 #29	558134	SDH	DD	WL

PART NO	REV	N/P	TYPE	MATERIAL SPECIFICATION AND COLOR	VOLUME (CM³)
7154-6278	01	AJ	102	POLYAMIDE COMPOUND YELLOW	1.152
7154-6282	01	AJ	101	POLYAMIDE COMPOUND YELLOW	1.152
7197941	01	AP	106	POLYAMIDE COMPOUND GRAY	1.160
7197940	01	AP	105	POLYAMIDE COMPOUND GRAY	1.161
7197939	01	AP	104	POLYAMIDE COMPOUND BLACK	1.152
7197938	01	AP	103	POLYAMIDE COMPOUND GRAY	1.152
7197937	01	AP	102	POLYAMIDE COMPOUND GRAY	1.152
7149065	01	AP	101	POLYAMIDE COMPOUND BLACK	1.152

PART NO	REV	N/P	TYPE	MATERIAL SPECIFICATION AND COLOR	VOLUME (CM³)

APPLICATION SPECIFIC REQUIREMENTS																							
FOR 1.2, 2.3, 2.8, 3.5, 4.2, 5.0, 6.3 CONTACTS	1200	1300	1400	1500	1600	1700	1800	1900	2000	2100	2200	2300	2400	2500	2600	2700	2800	2900	3000	3100	3200	3300	3400
FOR 2.8, 3.5, 4.2, 5.0, 6.3 CONTACTS	1200	1300	1400	1500	1600	1700	1800	1900	2000	2100	2200	2300	2400	2500	2600	2700	2800	2900	3000	3100	3200	3300	3400
150 VAC RMS/200 VDC	1.000	1.000	1.000	1.000	1.000	1.000	1.000	1.000	1.000	1.000	1.000	1.000	1.000	1.000	1.000	1.000	1.000	1.000	1.000	1.000	1.000	1.000	1.000
250 VAC RMS/350 VDC	1.000	1.000	1.000	1.000	1.000	1.000	1.000	1.000	1.000	1.000	1.000	1.000	1.000	1.000	1.000	1.000	1.000	1.000	1.000	1.000	1.000	1.000	1.000
400 VAC RMS/500 VDC	1.000	1.000	1.000	1.000	1.000	1.000	1.000	1.000	1.000	1.000	1.000	1.000	1.000	1.000	1.000	1.000	1.000	1.000	1.000	1.000	1.000	1.000	1.000
600 VAC RMS/850 VDC	1.000	1.000	1.000	1.000	1.000	1.000	1.000	1.000	1.000	1.000	1.000	1.000	1.000	1.000	1.000	1.000	1.000	1.000	1.000	1.000	1.000	1.000	1.000
1000 VAC RMS/1200 VDC	1.000	1.000	1.000	1.000	1.000	1.000	1.000	1.000	1.000	1.000	1.000	1.000	1.000	1.000	1.000	1.000	1.000	1.000	1.000	1.000	1.000	1.000	1.000

CRITICAL TO QUALITY (CTQ)
CTQ
PROCESS SENSITIVE DIMENSION
DIMENSION FAILING TO BE PROCESS CAPABLE PER APTIV 1000 PROCESS CAPABILITY REQUIREMENTS

THIRD ANGLE PROJECTION

DO NOT SCALE DRAWING

REQUIRED PER ISO 14405-1

THIS DRAWING IS THE PROPRIETARY PROPERTY OF APTIV AND IS LOANED SUBJECT TO AGREEMENT THAT IT IS NOT TO BE REPRODUCED, COPIED OR LOANED EXCEPT AS PERMITTED BY THE TERMS OF APTIV CONTRACT OR WITH THE PRIOR WRITTEN CONSENT OF APTIV.

Printing THIS DRAWING PRINTED FROM SHARED FOLDERS MAY RESULT IN OUTDATED PRINTS AND NOT ACCURATE REVISIONS.
CONTACT APTIV SALES TO ENSURE AVAILABILITY OF CURRENT PRINTS.

METRIC	PART DRAWING
DRAWING TYPE	CUSTOMER TYPE
SEE CHART	

CREATED/REVISED BY	DATE
ORIGINAL: A. GARCIA CARRILLO	20 JAN 15
APPVD: ADAM WOLFSANG	22 JAN 15
APPVD: ANGELA TITLE	22 JAN 15

APPVD:	
APPVD:	SUBSTRATE OF CONTACTS AND RETENTION CONTACTS PER APTIV STANDARDS
DRAWING SIZE	
SEE CHART	

DRAWING NAME
TAXI CONN 3 W ODS 1.2 SLD

DRAWING NUMBER
35197942

SCALE	SHEET	SHEETS	REV
A1x4	SS1	1 OF 1	R 16

•APTIV•
CONNECTION SYSTEMS
BOSTON, MA

COPYRIGHT 2016 APTIV. ALL RIGHTS RESERVED.

THIS DRAWING IS THE PROPRIETARY PROPERTY OF APTIV AND IS LOANED SUBJECT TO AGREEMENT THAT IT IS NOT TO BE REPRODUCED, COPIED OR LOANED EXCEPT AS PERMITTED BY THE TERMS OF APTIV CONTRACT OR WITH THE PRIOR WRITTEN CONSENT OF APTIV.

35197942

SS1 3 OF 3

R 16

35197942