

CLOSED DRESS COVER

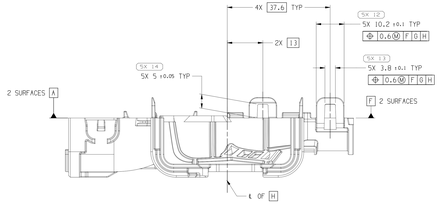

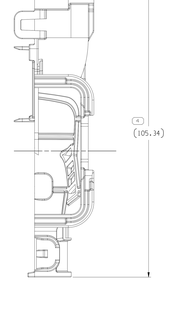

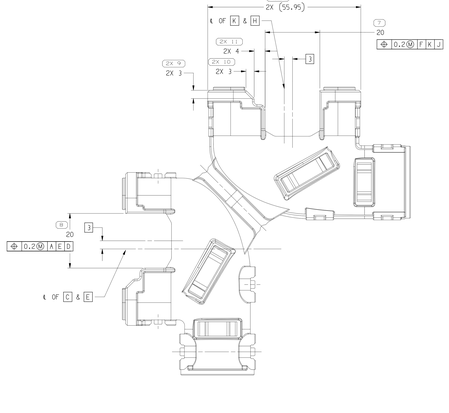

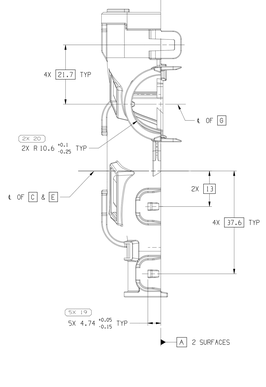

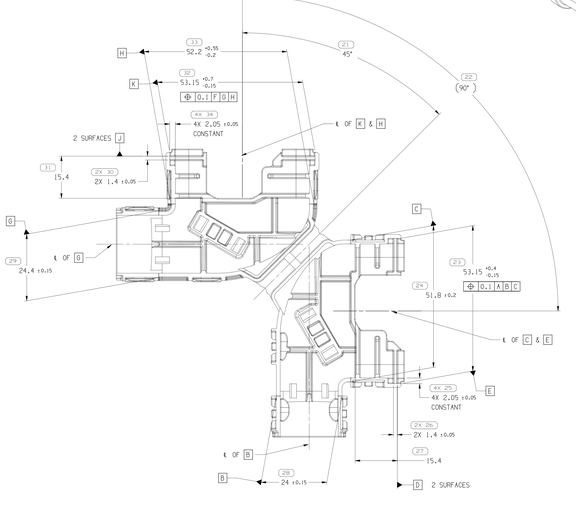

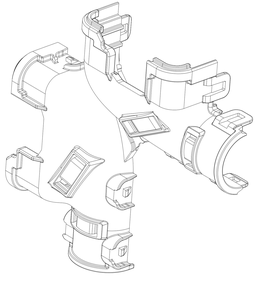

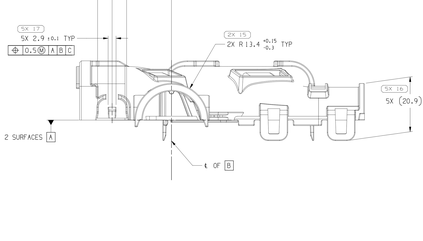

NOTES

1. UNLESS OTHERWISE SPECIFIED AND/OR INDICATED:

   DIMENSIONS ARE TO FACE OF VIEW SHOWN AND AUTOMATICALLY ROUNDED BY COMPUTER FOR INSPECTION (SEE MATH MODEL FOR PRECISE DIMENSIONS), FOR ALL OTHER DIMENSIONS NOT SHOWN BUT REQUIRED FOR TOOL BUILD, SEE MATH MODEL FOR PRECISE TOOL PATH DATA.

2. MATERIAL RECYCLING CODE PER ISO 11469, (1.5)X10.11 CHARACTERS AS SHOWN TO BE LOCATED ON ANY EXTERIOR SURFACE.

3. THIS PRODUCT IS NOT CATEGORIZED AS AN APPEARANCE ITEM, MINOR IMPERFECTIONS INCLUDING, BUT NOT LIMITED TO, FLOW MARKS, COLOR BLEMISHES, DATE VESTIGE, AND SOFT FLASH THAT DO NOT AFFECT THE FIT, FORM, OR FUNCTION OF THE PART ARE PERMISSIBLE PER EXNP_4-1_CS_01_EN.

4. REFERENCE MATING COMPONENTS OR EQUIVALENT:
   FEMALE CONNECTOR ASSEMBLY TAXI J5607054.

5. CORPORATE BRAND TO BE APPLIED TO PRODUCT DESIGN PER THE LATEST REVISION OF ESD S10852G1.

6. PARTS TO BE RESTRAINED FOR INSPECTION.

7. WIRE TIE IS OPTIONAL FOR T3V1 APPLICATION.

SYMBOL DEFINITION		MISSING SYMBOLS
A DIMENSION WITHOUT AN INSPECTION REPORT SYMBOL (◯) DOES NOT REQUIRE INSPECTION. IT MAY BE CONTROLLED ON THE INDIVIDUAL COMPONENT DRAWING.	TOTAL NO OF INSPECTIONS REQUIRED: 76	NO MISSING SYMBOL NUMBER
	LAST NO. USED: 34	

DWG STATUS DATE	SIZE	REVISION	ZONE	REVISION HISTORY	AUTH	DR	APVD	APVD
07NOV19	R	01	-	#AS PE444257, REVISED AND RELEASED PART DRAWING	950150	DM	JAA	D.JD
27AUG19	R	01	AA	- DIM #6 WAS 2X 55,95 ±0,25, DIM #12 WAS ⌖ 0.2Ⓜ F G H, DIM #13 WAS ⌖ 0.2Ⓜ F G H, DIM #17 WAS ⌖ 0.2Ⓜ A B C, DIM #15 WAS 2X R 13,4 TYP, DIM #19 WAS 5X 4,74 ± 0,05 TYP, DIM #20 WAS 2X R 10,6 ±0,1 TYP AND DIM #23 WAS 53,15 ±0,15	552373	LDD	JAA	D.JD
01OCT20	R	01	AB	- 5X 10.6 ±0.1 TYP ⌖ 0.50Ⓜ A B C #AS 5X 10.6 ±0.1 TYP ⌖ 0.20Ⓜ A B C, 53.15 +0.7/-0.15 #AS 53.15 ±0.15 AND 50.2 +0.55/-0.2 #AS 50.2 ±0.2	552607	JDD	JAA	D.JD
16FEZ1	R	01	AC	- DIM 53.15 +0.4/-0.15 WAS 53.15 +0.3/0.15 AND UPDATED PART AVAILABILITY	553586	AHY	JDD	D.JD
13NOV24	R	01	AD	- UPDATED "REFERENCE MATING" NOTE	566403	ADC	ASC	EVC

DIMENSIONAL RANGE (MM)								
FROM	0	6	30	120	400	1000	2000	4000
TO	6	30	120	400	1000	2000	4000	8000
TOLERANCE UNLESS OTHERWISE SPECIFIED								
±0.15	±0.2	±0.3	±0.5	±0.8	±1.2	±2	±3	±4
ANGULAR TOLERANCE ±2°								

(23) PROCESS SENSITIVE DIMENSION

REFERENCE DIMENSIONS ENCLOSED IN ( ) INDICATE REFERENCE DIMENSIONS AND NO TOLERANCE SHALL BE ESTABLISHED.

THIRD ANGLE PROJECTION

DO NOT SCALE

USE MATH DATA

NX

ALL DIMENSIONS ARE IN MILLIMETERS

REFERENCE

A ——— LINE DRAWN THROUGH A PART NUMBER INDICATES THAT PHYSICAL PARTS ARE NOT AVAILABLE FOR ORDERING.

PART NUMBERS THAT DO NOT HAVE A LINE PRESENT INDICATE THAT PHYSICAL PARTS ARE AVAILABLE FOR ORDERING.

CONTACT APTIV SALES TO ASSURE AVAILABILITY OF PARTS.

DWG TYPE	PART DRAWING
STYLE	
VOLUME (CM³)	14.538
SYSTEM CODE	D

UNLESS OTHERWISE SPECIFIED

THIS DOCUMENT IS IN ACCORDANCE WITH ASME Y14.5M-2009 AND ISO 8015:2011 GEOMETRICAL TOLERANCING STANDARD PER 2017 FOR ISO 14405M RECONCILIATION REQUIREMENTS.

SUBSTANCES OF CONCERN AND RECYCLED CONTENT(PPWD) (DMAT)

MATERIAL

POLYAMIDE COMPOUND BLACK

DRAWING NAME

COV WIRE DRESS

DRAWING NUMBER

35385212

SIZE	SCALE	FRAME NO	SHEET NO	TOTAL SHTS	REV	ECN
A1x3	2:1	1 OF 2	1 OF 1	R	01	AD

THIS DRAWING IS THE PROPERTY OF APTIV AND CONTAINS APTIV CONFIDENTIAL AND PROPRIETARY INFORMATION. ANY REPRODUCTION OR UTILIZATION OF THIS DOCUMENT OR ITS RELATED CAD WITH DATA, AS WELL AS COMMUNICATION OF ANY CONTENTS TO OTHERS, WITHOUT EXPRESS AUTHORIZATION, IS PROHIBITED.

COPYRIGHT 2019 APTIV, ALL RIGHTS RESERVED.

	DATE
DR	
APVD1 D.MANOHARAN	07NOV19
APVD2 S.MANICKAM	07NOV19
APVD3 DAVID J DECKANT	2NOV19
APVD4	
APVD5	

•APTIV•

CONNECTION SYSTEMS

Chennai, India

35385212

DRAWING CREATED USING UNIGRAPHICS NX
PRINTED: Tuesday, November 26, 2024 11:am: (07:11:00)