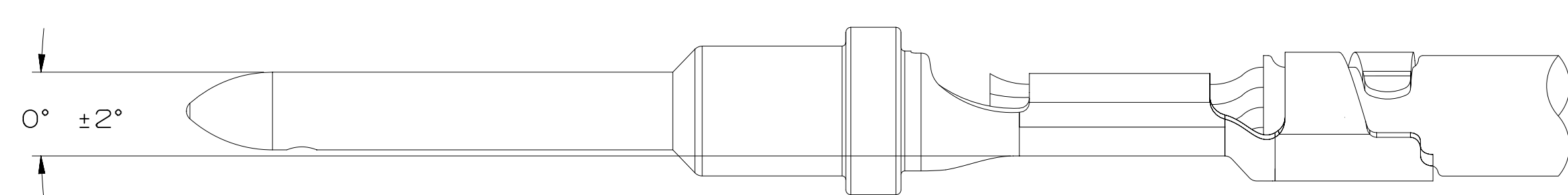
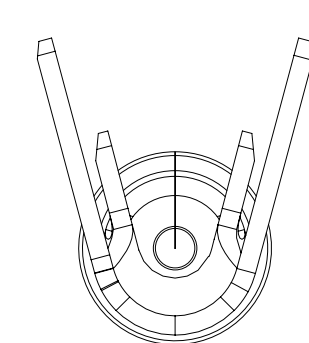
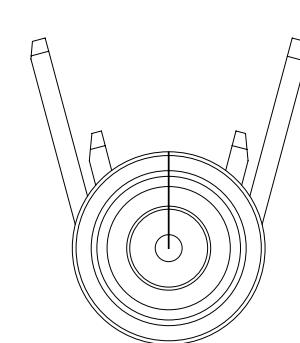
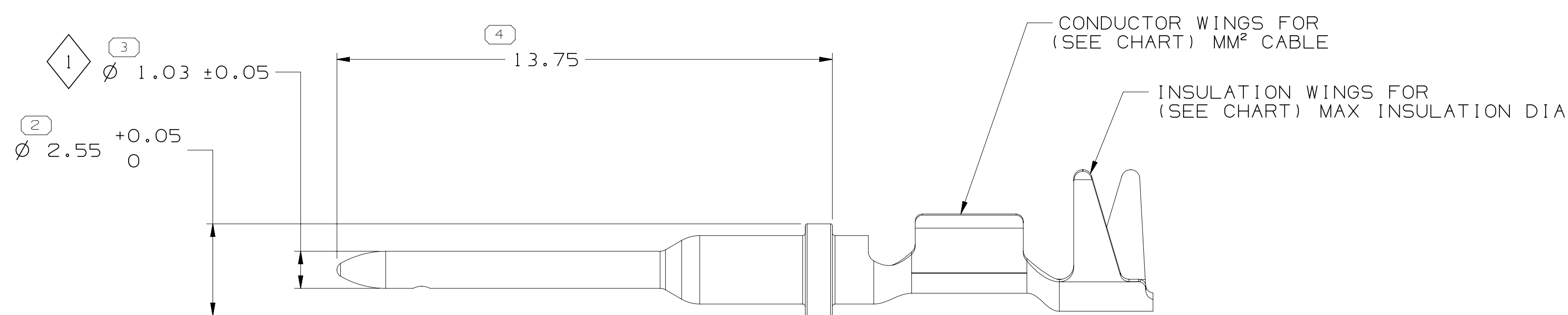
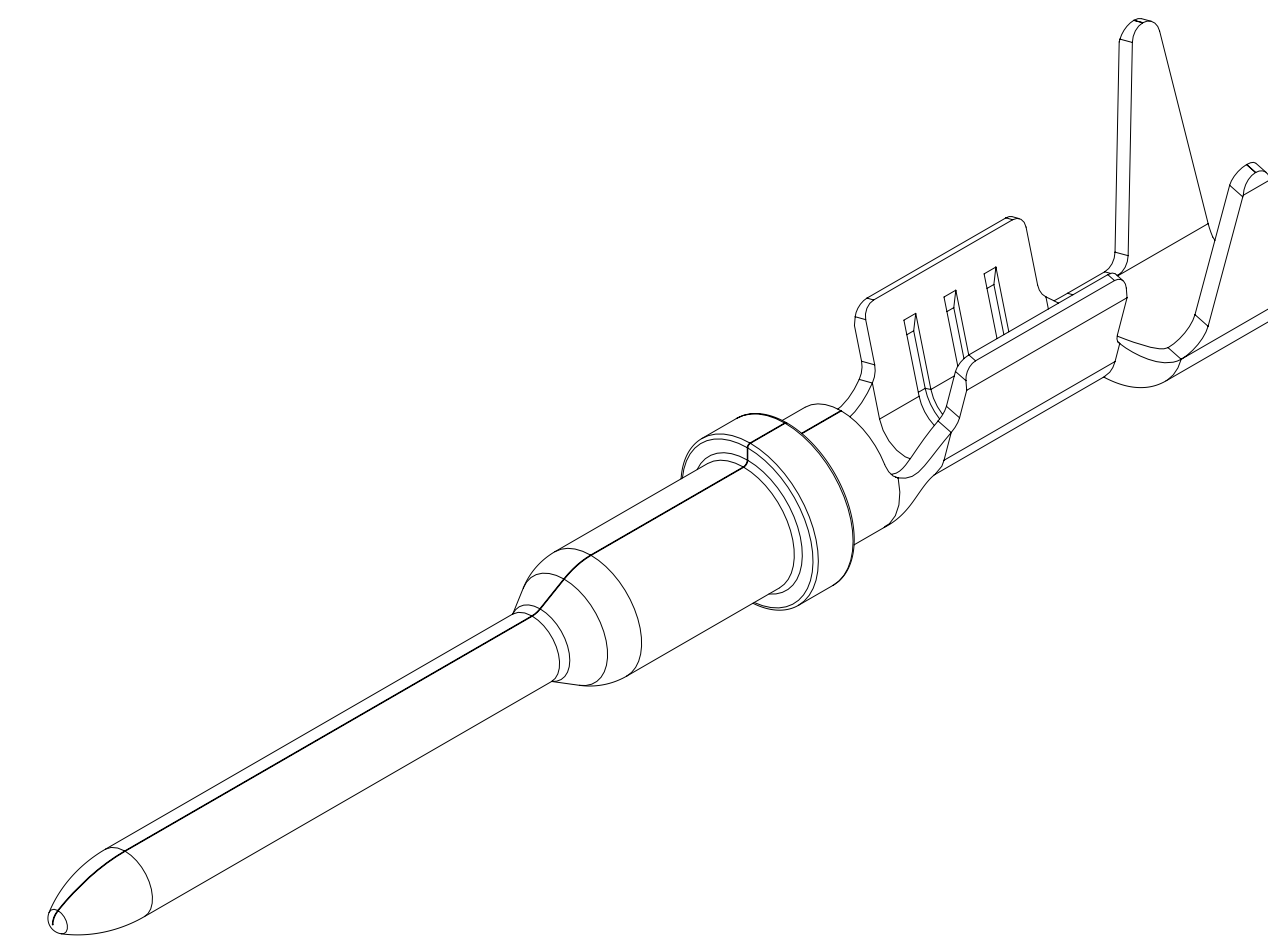
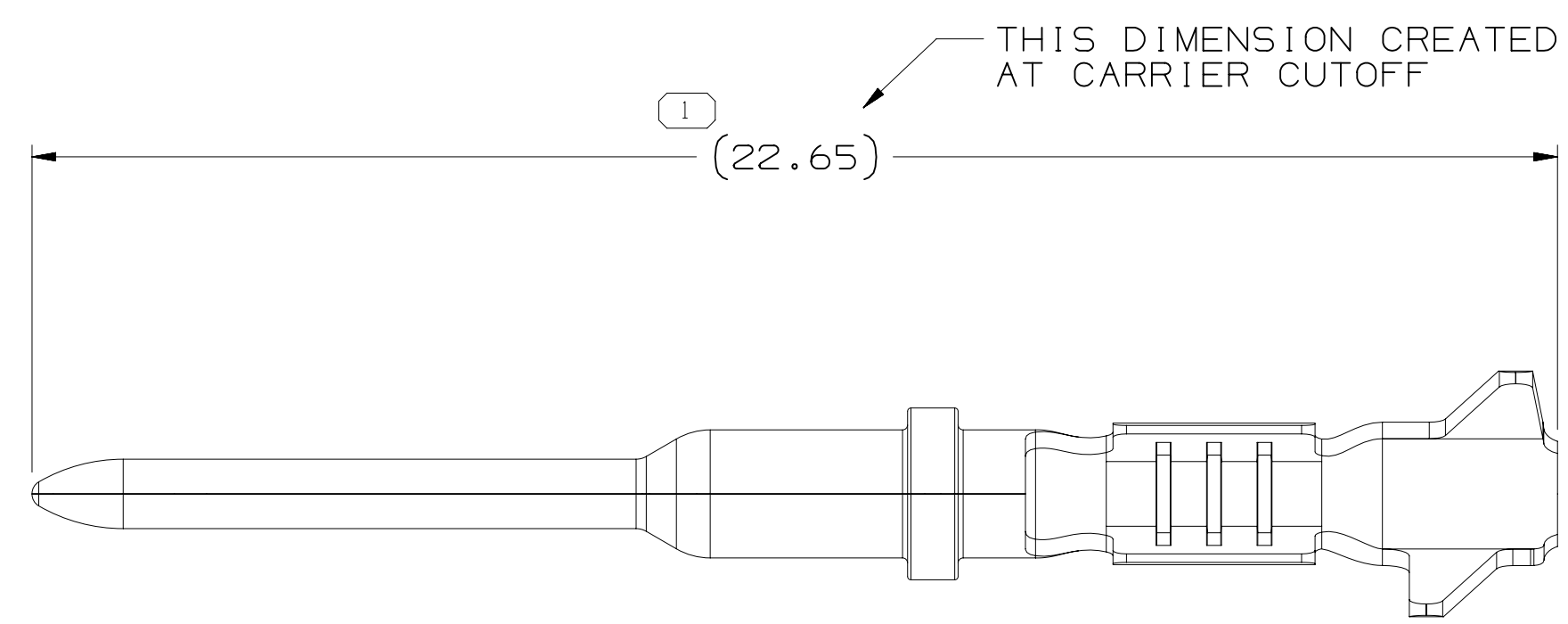


KEY PRODUCT CHARACTERISTICS				
SAFETY/COMPLIANCE	FIT/FUNCTION	TOTAL ON DRAWING	1	
S/C CHECKPOINTS	F/F CHECKPOINTS	LAST NO. USED	1	
NO & TYPE	DESCRIPTION	RATIONALE	PTS	ZONE

SYMBOL DEFINITION		
A DIMENSION WITHOUT AN INSPECTION REPORT SYMBOL DOES NOT REQUIRE INSPECTION. IT MAY BE CONTROLLED ON THE INDIVIDUAL COMPONENT DRAWING.	TOTAL NO OF INSPECTIONS REQUIRED	4
	LAST NO. USED	4

MISSING SYMBOLS				REVISION HISTORY		AUTH	DR	APVD	APVD
DATE	STG	REV	N/P	CHG	ZONE				
21AUG08	R	01	-	-		13654423, 13654424, 13663723, 13663724, 13711542, 13711543, 13711544 & 13711545	401820	END	RP
19SE09	R	02	-	-		ALL PARTS - DIM #1 WAS 22.6, DIM #4 WAS 13.7, DIM #2 TOL WAS +0.15/0	408870	MRF	MRF
30OC09	R	03	-	-		ALL PARTS - ADDED NOTE #4 OF LUBRICATION	409311	FKV	FKV
25FE11	R	04	-	-		ALL PARTS - ADDED NOTE "TERMINAL CAN BE" AND "TERMINAL IS A"	413481	JAR	JAR
08JN11	R	05	-	-		ALL PARTS - UPDATED PDM ATTRIBUTES	414457	AGM	JAA
05SE11	R	06	-	-		ALL PARTS - REMOVED "MAX CURRENT CAPACITY" & "INSULATION CRIMP" NOTES	415283	AGM	JAA
14OC11	R	07	-	-		ALL PARTS - ADDED TERMINAL APPLICATION INFORMATION NOTE	415776	JCF	JVM
30JA13	R	08	-	-		ALL PARTS - UPDATED PDM ATTRIBUTES	421282	JAR	JAR
17MR13	R	09	-	-		ADDED KPC SYMBOL AND CHART	421800	JAR	JAR
17JN19	R	10	-	-		ALL PARTS - UPDATED PDM ATTRIBUTES	443687	JAA	JAA



CRIMPED TERMINAL AND CABLE ALIGNMENT

NOTES

- UNLESS OTHERWISE SPECIFIED AND/OR INDICATED: DIMENSIONS ARE TO FACE OF VIEW SHOWN AND AUTOMATICALLY ROUNDED BY COMPUTER FOR INSPECTION (SEE MATH MODEL FOR PRECISE DIMENSIONS). FOR ALL OTHER DIMENSIONS NOT SHOWN BUT REQUIRED FOR TOOL BUILD, SEE MATH MODEL FOR PRECISE TOOL PATH DATA. ALL RADII 0.2
- TERMINAL MUST BE MADE BY APPLYING NYE 1486 LUBE OIL OR EQUIVALENT (PREFERRED WITH A FLUORESCENT TRACE ADDED). AFTER STAMPING (OR FINAL PROCESS PRIOR TO SHIPPING), NYE 1486 MUST BE PRESENT ON THE MATING INTERFACE AREA AND ON THE OUTSIDE SURFACE OF THE CORE CRIMP WINGS. THE RECOMMENDED APPLICATION METHOD RATE UTILIZES A QUANTITY OF 0.75 GALLONS MINIMUM PER 1 MILLION TERMINALS. ANY OTHER LUBRICANT MUST BE APPROVED BY DELPHI CONNECTION SYSTEMS PRODUCT ENGINEERING. THE NYE 1486 OIL CAN ALSO BE APPLIED DURING THE STAMPING OPERATION AT A RATE OF 50% NYE 1486 AND 50% FIN LUBE 177 (SUPPLIED BY PPG).
- TERMINAL CAN BE USED IN ANY 1.0 MM (SIZE 20 MIL 39029) INDUSTRY STANDARD CAVITY. EXAMPLE DEUTSCH DTM.
- TERMINAL IS A DIRECT REPLACEMENT FOR (EQUIVALENT TO) THE DEUTSCH 1060-20-XXXX FAMILY OF STAMPED AND FORMED CONTACTS.
- REFER TO DRAWING NUMBER 13922721 FOR TERMINAL APPLICATION INFORMATION (CURRENT CARRYING CAPABILITY, CABLE CRIMP RANGE, ETC.)

MATERIAL NOTES:

TERMINAL : COPPER ALLOY - 0.254 THK

PART NO	REV	N/P	CONTACT PLATING	SIZE (MM²)	ID	DIA ±0.08	WING CONST
13711545	01	AJ	GOLD	0.75-1.0	17T	1.60-2.25	13711549
13711544	01	AJ	NICKEL	0.75-1.0	17T	1.60-2.25	13711548
13711543	01	AJ	GOLD	0.35-0.50	21T	1.25-1.80	13711547
13711542	01	AJ	NICKEL	0.35-0.50	21T	1.25-1.80	13711546
13663724	01	AJ	GOLD	0.75-1.0	17	2.05-2.78	13663728
13663723	01	AJ	NICKEL	0.75-1.0	17	2.05-2.78	13663727
13654424	01	AJ	GOLD	0.35-0.50	21	1.80-2.51	13654422
13654423	01	AJ	NICKEL	0.35-0.50	21	1.80-2.51	13654421
PLATED				CABLE			

PART DRAWING	
STYLE	D
VOLUME (CMT)	DISTR CODE
UNLESS OTHERWISE SPECIFIED	
THIS DOCUMENT IS IN ACCORDANCE WITH ASME Y14.5M-1994 AS MODIFIED BY THE 2003 GLOBAL DIMENSIONING AND TOLERANCING ADDENDUM - 1997. ALL GEOMETRIC TOLERANCES AND RELATED SURFACE PROPERTIES SHALL BE PERFECT FORM AT MAXI DOES NOT APPLY WHEN BEAT LENGTH BETWEEN FEATURES IS ESTABLISHED BY ORIENTATION OR LOCATOR TOLERANCES. SEPARATE POSITION CALLOUTS MAY BE GAGED SEPARATELY, REGARDLESS OF DATUM REFERENCE. ALL DIMENSIONS ARE IN MILLIMETERS	
THIRD ANGLE PROJECTION	DO NOT SCALE
USE MATH DATA	

**•APTIV•**  
CONNECTION SYSTEMS  
WARREN, OH

COPYRIGHT 2008 APTIV, ALL RIGHTS RESERVED.

THIS DRAWING IS THE PROPERTY OF APTIV AND CONTAINS APTIV CONFIDENTIAL INFORMATION. THE REPRODUCTION, DISTRIBUTION AND UTILIZATION OF THIS DOCUMENT OR ITS RELATED CAD DATA, AS WELL AS COMMUNICATION OF ANY CONTENT TO OTHERS, WITHOUT EXPRESS AUTHORIZATION, IS PROHIBITED.

DR	DATE
APVD1 E. NEAL DUNHAM	21AUG08
APVD2 E. NEAL DUNHAM	21AUG08
APVD3 R. POLENICK	21AUG08
APVD4	

UNLESS OTHERWISE SPECIFIED  
SUBSTANCES OF CONCERN AND RECYCLED CONTENT PER APTIV 10949001

MATERIAL NOTE  
SEE MATERIAL NOTE

DRAWING NAME  
TAXI TERM M HES 1.0

DRAWING NUMBER  
13663722

SIZE SCALE FRAME NO SHEET NO STG REV N/P  
A0 10:1 1 OF 1 1 OF 1 R 10

PROCESS SENSITIVE DIMENSION	
DIMENSIONS ENCLOSED IN ( ) INDICATE REFERENCE DIMENSING AND NO TOLERANCE LIMITS ARE ESTABLISHED	
DIRECTIONAL RANGE (MM)	CHART D
FROM 0	> 12
TO 12	
TOLERANCE UNLESS OTHERWISE SPECIFIED	
±0.1	±0.2
ANGULAR TOLERANCE	±2°