

SYMBOL DEFINITION		MISSING SYMBOLS
A DIMENSION WITHOUT AN INSPECTION REPORT SYMBOL (XX) DOES NOT REQUIRE INSPECTION. IT MAY BE CONTROLLED BY THE INDIVIDUAL COMPONENT DRAWING.	TOTAL NO OF INSPECTIONS REQUIRED: 10	NO MISSING SYMBOLS
	LAST NO. USED: 9	

CHG DOCUMENT NUMBER	ITEM	ZONE	REVISION HISTORY	ECN	BY	APVD
LN9121	B	04	RELEASED PRINTING	VN	MP	RS
210329	B	02	REVISED DRAWING: ADDED TOOLING INFORMATION, DIGITAL SEALING STRATEGY, RELEASED PART DRAWING	VW	MP	RS
214022	B	03	ADDED: 48 AS18846 ASSY, WIRE, 24AWG, TWISTED, SHIELDED, 2X12CKT, W/ DIGITAL SEALING, PLASTIC, NATURAL, 2X12CKT W/ TWISTED PAIR REVISED: ASSEMBLY MODEL NUMBER FROM: 48 AS18846 ASSY, WIRE, 24AWG, TWISTED, SHIELDED, 2X12CKT, W/ DIGITAL SEALING, PLASTIC, NATURAL, 2X12CKT W/ TWISTED PAIR TO: 48 AS18846 ASSY, WIRE, 24AWG, TWISTED, SHIELDED, 2X12CKT W/ DIGITAL SEALING, PLASTIC, NATURAL, 2X12CKT W/ TWISTED PAIR	AS18731	SM	JL	JZ
214022	B	04	AA	48 AS18846 ASSY, WIRE 2X12CKT W/DIGITAL SEALING, PLASTIC, NATURAL, 2X12CKT W/ TWISTED PAIR	448471	LZN	BH	JZ
216022	B	04	AB	48 COLOR OF COMPONENTS	448472	LZN	BH	JZ
218022	B	04	AC	48 WIRE OPTION	448473	LZN	BH	JZ
219022	B	04	AD	SPLICE REVISION	448474	LZN	BH	JZ
448021	B	04	AE	48 IN 2CAVITY, 3CAVITY, 4CAVITY, 6CAVITY, 8CAVITY, 10CAVITY AND 12CAVITY	448475	LZN	BH	JZ
120621	B	04	AF	48 AS18846 ASSY, WIRE 2X12CKT, TWISTED	448831	JLS	KZ	JZ

ASM PART NO.	REV	N/P	KEY OPTION	WIRE DRESS OPTION	NUMBERS INDICATE CAVITIES OPEN FOR CIRCUITS
35670786	01	-	C	2467	0
35670785	01	-	C	2467	0
35670783	01	-	A	1458	0
35623529	01	-	C	2467	0
35564332	01	-	A	1458	0
35527504	01	-	C	2467	9
35527499	01	-	A	1458	0
35527497	01	-	A	1458	0
35527495	01	-	A	1458	0
35450734	01	-	C	2467	9
35450733	01	-	A	1458	9
35450732	01	-	C	2467	0
35450731	01	-	A	1458	0

ASM PART NO.	REV	N/P	KEY OPTION	WIRE DRESS OPTION	NUMBERS INDICATE CAVITIES OPEN FOR CIRCUITS
35847178	01	-	C	2467	0
35847177	01	-	A	1458	0
35781076	01	-	A	1458	0
35779769	01	-	A	1458	9
35779768	01	-	C	2467	0
35768859	01	-	C	2467	9
35768858	01	-	A	1458	9
35768857	01	-	A	1458	0
35766935	01	-	C	2467	9
35719826	01	-	A	1458	0
35670788	01	-	C	2467	9
35670787	01	-	C	2467	9

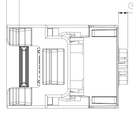

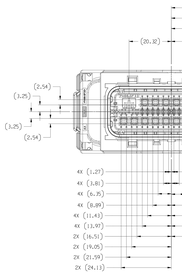

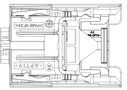

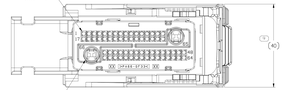

NOTES

1. UNLESS OTHERWISE SPECIFIED AND/OR INDICATED:

   DIMENSIONS ARE TO FACE OF VIEW SHOWN AND AUTOMATICALLY MEASURED BY COMPUTER FOR INSPECTION (SEE MATH MODEL FOR PRECISE DIMENSIONS). FOR ALL OTHER DIMENSIONING NOT SHOWN BUT REQUIRED FOR TOOL BUILD, SEE MATH MODEL FOR PRECISE TOOL PATH DATA.. ALL RADII 0.3

2. THIS PRODUCT IS NOT CATEGORIZED AS AN APPEARANCE ITEM. MINOR IMPERFECTIONS INCLUDING, BUT NOT LIMITED TO, FLOW MARKS, COLOR BLEMISHES, GATE VESTIGE, AND SOFT FLASH THAT DO NOT AFFECT THE FIT, FORM, OR FUNCTION OF THE PART ARE REASONABLE PER EAAP-4.1.JCS_01.JEN.

3. FOR APPLICATION DATA SEE THE INDIVIDUAL APPLICATION DRAWINGS.

4. HARNESS CONNECTOR SYSTEM CONFORMS TO THE FOLLOWING:
   TEMPERATURE CLASS 1
   TEMPERATURE CLASS 3
   VIBRATION CLASS XIIb
   SEALING CLASS 3

5. ASSEMBLY SHIPPED WITHOUT DRESS COVER AND WITH TPA IN PRE-LOCK POSITION FOR TERMINAL INSERTION AND SERVICING.

6. CABLE RANGE 1.2mm-1.9mm

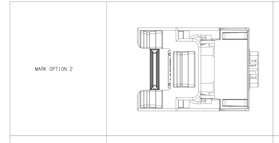

25	35847178	01	-	0	C	2467	35450738	13510270	35450746	35450745	15537699	15537700	13510261	13510262	35465126	BLUE
24	35847177	01	-	0	A	1458	35450736	13510270	35450746	35450745	15537699	15537700	13510261	13510262	35465126	BLACK
23	35781076	01	-	0	A	1458	35450736	13510270	35450746	35450745	15537699	15537700	13510261	13510262	35450741	BLACK
22	35779769	01	-	9	A	1458	35450736	13510270	35450746	35450745	15537699	15537700	13510261	13510262	35450741	BLACK
21	35779768	01	-	0	C	2467	35450738	13510270	35450746	35450745	15537699	15537700	13510261	13510262	35465126	BLUE
20	35768859	01	-	9	C	2467	35450740	13510270	35450746	35450745	15537699	15537700	13510261	13510262	35465126	BLUE
19	35768858	01	-	9	A	1458	35450739	13510270	35450746	35450745	15537699	15537700	13510261	13510262	35450741	BLACK
18	35768857	01	-	0	A	1458	35450736	13510270	35450746	35450745	15537699	15537700	13510261	13510262	35450741	BLACK
17	35766935	01	-	9	C	2467	35450740	13510270	35450746	35450745	15537699	15537700	13510261	13510262	35465126	BLUE
16	35719826	01	-	0	A	1458	35450736	13510270	35450746	35450745	15537699	15537700	13510261	13510262	35450741	BLACK
15	35670788	01	-	9	C	2467	35450740	13510270	35450746	35450745	15537699	15537700	13510261	13510262	35465126	BLUE
14	35670787	01	-	9	C	2467	35450740	13510270	35450746	35450745	15537699	15537700	13510261	13510262	35465126	BLUE
13	35670786	01	-	0	C	2467	35450738	13510270	35450746	35450745	15537699	15537700	13510261	13510262	35465126	BLUE
12	35670785	01	-	0	C	2467	35450738	13510270	35450746	35450745	15537699	15537700	13510261	13510262	35465126	BLUE
11	35670783	01	-	0	A	1458	35450736	13510270	35450746	35450745	15537699	15537700	13510261	13510262	35450741	BLACK
10	35623529	01	-	0	C	2467	35450738	13510270	35450746	35450745	15537699	15537700	13510261	13510262	35465126	BLUE
9	35564332	01	-	0	A	1458	35450736	13510270	35450746	35450745	15537699	15537700	13510261	13510262	35450741	BLACK
8	35527504	01	-	9	C	2467	35450740	13510270	35450746	35450745	15537699	15537700	13510261	13510262	35465126	BLUE
7	35527499	01	-	0	A	1458	35450736	13510270	35450746	35450745	15537699	15537700	13510261	13510262	35450741	BLACK
6	35527497	01	-	0	A	1458	35450736	13510270	35450746	35450745	15537699	15537700	13510261	13510262	35450741	BLACK
5	35527495	01	-	0	A	1458	35450736	13510270	35450746	35450745	15537699	15537700	13510261	13510262	35450741	BLACK
4	35450734	01	-	9	C	2467	35450740	13510270	35450746	35450745	15537699	15537700	13510261	13510262	35465126	BLUE
3	35450733	01	-	9	A	1458	35450739	13510270	35450746	35450745	15537699	15537700	13510261	13510262	35450741	BLACK
2	35450732	01	-	0	C	2467	35450738	13510270	35450746	35450745	15537699	15537700	13510261	13510262	35465126	BLUE
1	35450731	01	-	0	A	1458	35450736	13510270	35450746	35450745	15537699	15537700	13510261	13510262	35450741	BLACK
S.NO	APTIV P/N	REV	N/P	COVER OPTION	CONN COVER OPTION	CONN HOUSING	CONN SEAL	MATT SEAL	RETAINER	LEFT SLIDE ASSIST	RIGHT SLIDE ASSIST	LEVER LOCK ASSIST	CPA GREY	PART NO.	COLOR
				KEY		BLACK	REDDISH BROWN	GREEN	BLACK	BROWN	GREY	BLACK	BLACK	TPA	

THIS DOCUMENT CONTAINS PROPRIETARY INFORMATION OF DELPHI CONNECTION SYSTEMS AND IS NOT TO BE REPRODUCED OR DISCLOSED TO A THIRD PARTY WITHOUT THE EXPRESS WRITTEN CONSENT OF DELPHI CONNECTION SYSTEMS. IT IS LOANED SUBJECT TO RECALL AT ANY TIME AND IS TO BE RETURNED UPON REQUEST.

DELPHI
CONNECTION SYSTEMS
Troy, MI
COPYRIGHT 2020 APTIV PLC. ALL RIGHTS RESERVED.

DR	M.STOLLEN, IV
CHK	MANICKAM, R
APVD	MANICKAM, R
MFG APVD	MANICKAM, R

MATERIAL	SUBSTRATES OF STAINLESS AND REFRACTORY CERAMICS OR GLASS CERAMICS
REFERENCE	
SEE TABLE	
THIRD ANGLE PROJECTION	
TMX1 ASM CONN 66 F MX SLD	
DRAWING NUMBER	35450730
SCALE 1:1	SHEET 1 OF 1
A1x4	221 21 T 1 OF 1 01 04 AF