SYMBOL DEFINITION		
A DIMENSION WITHOUT AN INSPECTION REPORT SYMBOL ( ) DOES NOT REQUIRE INSPECTION. IT MAY BE CONTROLLED ON THE INDIVIDUAL COMPONENT DRAWING.	TOTAL NO OF INSPECTIONS REQUIRED	9
	LAST NO. USED	7

MISSING SYMBOLS
NO MISSING SYMBOL NUMBER

DWG STATUS					ZONE	REVISION HISTORY	AUTH	DR	APVD 1	APVD 2
DATE	STG	REV	N/P	CHG						
08DE14	R	01				INITIAL RELEASE			KBK	LMY

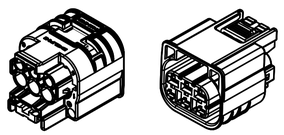

ISOMETRIC VIEWS
SCALE 1:1

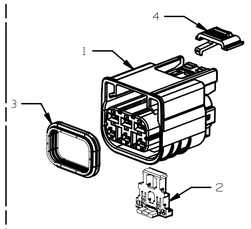

EXPLODED VIEW - WITH CPA

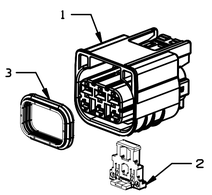

EXPLODED VIEW - W/O CPA

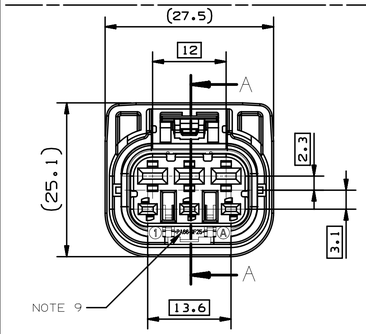

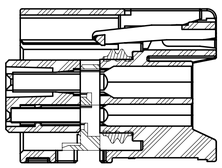

SECTION A-A

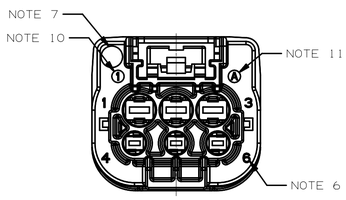

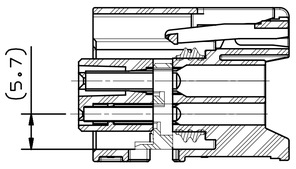

TPA PRE-LOCK POSITION

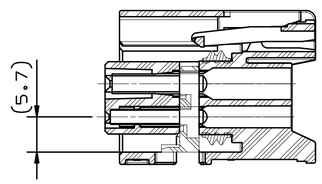

TPA FINAL LOCK POSITION

DCK 1.5 & DCK 2.8 SECTION VIEWS

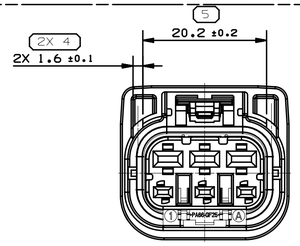

CODE A

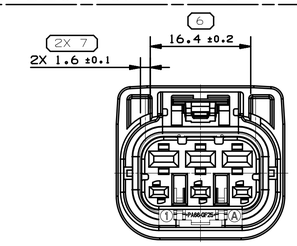

CODE B

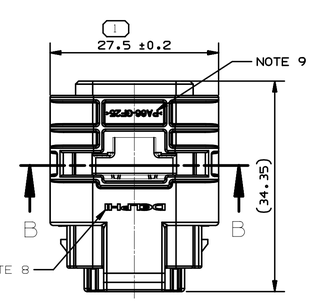

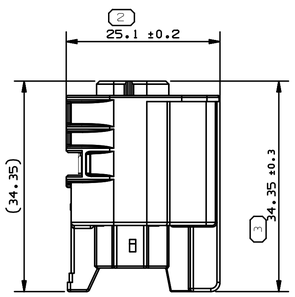

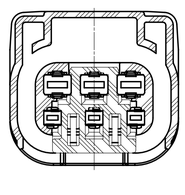

SECTION B-B

DIN ISO 2768	Tolerance Class medium (m)						
Linear Dimensions except for broken edges	Permissible deviations for basic size range (mm)						
	0.5 *) up to 3	over 3 up to 6	over 6 up to 30	over 30 up to 120	over 120 up to 400	over 400 up to 1000	over 1000 up to 2000
	±0.1	±0.1	±0.2	±0.3	±0.5	±0.8	±1.2
Broken edges (radii, chamfers)	Permissible deviations for basic size range (mm)						
	0.5 *) up to 3	over 3 up to 6				over 6	
	±0.2	±0.5				±1	
	Permissible deviations for ranges of lengths, in mm, of the shorter side of the angle concerned						
Angular dimensions	up to 10	over 10 up to 50	over 50 up to 120	over 120 up to 400		over 400	
	±1°	±0° 30'	±0° 20'	±0° 10'		±0° 5'	

*) For nominal sizes below 0.5mm, the deviations shall be indicated adjacent to the relevant nominal size(s).

ASSOCIATED PARTS								
FEMALE TERMINALS		MVL	DELPHI	WIRE SIZE (mm^2)	TYPE	PART NUMBER	WIRE SIZE (mm^2)	TYPE
DCK 1.5	Sn PLATED	6 000 20 11		0.2~0.35	0.6X1.5		0.2~0.35	0.6X1.5
DCK 1.5	Au PLATED	6 000 20 14			0.6X1.5			0.6X1.5
DCK 1.5	Sn PLATED	6 000 20 31		0.5~1.0	0.6X1.5		0.5~1.0	0.6X1.5
DCK 1.5	Au PLATED	6 000 20 34			0.6X1.5			0.6X1.5
DCK 2.8	Sn PLATED	6 001 37 41		1.0~2.0	0.8X2.8		1.0~2.0	0.8X2.8
DCK 2.8	Sn PLATED	6 001 37 31		0.5~1.0	0.8X2.8		0.5~1.0	0.8X2.8
DCK 1.5mm SWS (RED)		F310400		0.3~0.35	INSUL' Ø1.2~1.5MM		0.3~0.35	INSUL' Ø1.2~1.5MM
DCK 1.5mm SWS (GREY)		F410400		0.5~1.0	INSUL' Ø1.6~1.9MM		0.5~1.0	INSUL' Ø1.6~1.9MM
DCK 2.8mm SWS (BLUE)		F510400		0.5~0.85	INSUL' Ø1.6~1.9MM		0.5~0.85	INSUL' Ø1.6~1.9MM
DCK 2.8mm SWS (RED)		F610400		1.0~2.0	INSUL' Ø2.0~2.7MM		1.0~2.0	INSUL' Ø2.0~2.7MM
CAVITY PLUG FOR DCK1.5 TERMINAL		-	33402443	CAVITY PLUG FOR DCK1.5mm TERMINAL			CAVITY PLUG FOR DCK1.5mm TERMINAL	
CAVITY PLUG FOR DCK2.8 TERMINAL		6 099 40 07		CAVITY PLUG FOR DCK2.8mm TERMINAL			CAVITY PLUG FOR DCK2.8mm TERMINAL	
DESCRIPTION		PART NUMBER		CUSTOMER PART NUMBER				

OPTION		W/O CPA		WITH CPA	
CODING TYPE		CODE A	CODE B	CODE A	CODE B
ASSY. PART NUMBER	PART REVISION	A	A	A	A
	DELPHI	33187474	33187475	33187428	33187471
	MVL	F642210	F883210	F393210	F493210

REP.	DESCRIPTION	MATERIAL	COLOR	MVL P/N	DELPHI P/N	QTY			
4	FEMALE CPA	PA66 GF35	RED	54200016	-	X	X	1	1
3	INTERFACE SEAL	SILICONE RUBBER	GREEN	C593210	33187478	1	1	1	1
2	FEMALE TPA	PA66 GF25	ROYAL BLUE	S293210	33187479	1	1	1	1
1	FEMALE HOUSING CODE-B	PA66 GF25	GREY	S093210	33187476	X	1	X	1
	FEMALE HOUSING CODE-A	PA66 GF25	BLACK	S983210	33187477	1	X	1	X

NOTES:
1. TOLERANCE ON: DIN ISO 2768(m)
2. MAXIMUM TEMPERATURE CLASS; CLASS III(125°C)
3. TEST METHOD PER ES91500-00.
4. CONNECTOR MAY BE USED WITH THE FOLLOWING TERMINALS; MVL DCK1.5, DCK2.8
5. ANNUAL QUALITY REQUIREMENTS; IT IS PERMISSIBLE TO PERFORM CONTINUOUS CONFORMANCE PER MVL SPECIFICATION
6. CAVITY NUMBER
7. DATE CLOCK
8. DELPHI_LOGO
9. MATERIAL
10. MOLD CAVITY NUMBER
11. REVISION INDEX

A ~~ LINE DRAWN THROUGH A PART NUMBER INDICATES THAT PHYSICAL PARTS ARE NOT AVAILABLE FOR ORDERING.

PART NUMBERS THAT DO NOT HAVE A LINE PRESENT INDICATE THAT PHYSICAL PARTS ARE AVAILABLE FOR ORDERING.

CONTACT DELPHI SALES TO ASSURE AVAILABILITY OF PARTS.

DWG TYPE: PART DRAWING

STYLE

VOLUME (CM^3) | DISTR CODE

UNLESS OTHERWISE SPECIFIED
THIS DOCUMENT IS IN ACCORDANCE WITH ASME Y14.5M-1994 AS AMENDED BY THE GM GLOBAL DIMENSIONING AND TOLERANCING ADDENDUM-2001. SEPARATE PATTERNS OF FEATURES MAY BE GAGED SEPARATELY REGARDLESS OF DATUM REFERENCES.

ALL DIMENSIONS ARE IN MILLIMETERS

REFERENCE

THIRD ANGLE PROJECTION

DO NOT SCALE
USE MATH DATA
CAD NX

DELPHI
DELPHI PACKARD ELECTRICAL/ELECTRONIC ARCHITECTURE
Chennai, India

COPYRIGHT 2014 DELPHI CORPORATION AND/OR ITS AFFILIATES.
ALL RIGHTS RESERVED.

THIS DRAWING IS THE PROPERTY OF DELPHI CORPORATION AND CONTAINS DELPHI CONFIDENTIAL INFORMATION. THE REPRODUCTION, DISTRIBUTION AND UTILIZATION OF THIS DOCUMENT OR ITS RELATED CAD MATH DATA, AS WELL AS COMMUNICATION OF ANY CONTENT TO OTHERS, WITHOUT EXPRESS AUTHORIZATION, IS PROHIBITED.

	DATE
DR	
APVD1 KIM,BEOM-KYU	08DE14
APVD2 LEE,MIN-YOUNG	08DE14
APVD3	
APVD4	
APVD5	

SUBSTANCES OF CONCERN AND RECYCLED CONTENT PER DELPHI 1094001

MATERIAL: SEE NOTE

DRAWING NAME: 6 WAY FEMALE ASSEMBLY

DRAWING NUMBER: 33187481

SIZE	SCALE	FRAME NO	SHEET NO	STG	REV	N/P
A1	2:1	1 OF 1	1 OF 1	R	01	