KEY PRODUCT CHARACTERISTICS

SAFETY/COMPLIANCE	FIT/FUNCTION	TOTAL ON DRAWING	0
S/C CHECKPOINTS	F/F CHECKPOINTS	LAST NO. USED	0

NO & TYPE	DESCRIPTION	RATIONALE	PTS	ZONE
- -	-	-	-	-
- -	-	-	-	-

COD	TITLE BENENNUNG	PART-NO.: ID-NR.:	PART REV	DATE DATUM	AMOUNT MENGE	CUSTOMER-NO.: KUNDENNUMMER	MATERIAL WERKSTOFF	RAL	NOTES BEMERKUNG
-	RELAY SOCKET 9 WAY	12147083	24	3000196	---	---	---	---	CONDITION OF DELIVERY (PDS.1+2)
-	RELAISTRAEGER 9 POL.	401700							LIEFERZUSTAND (PDS.1+2 MONT.)
1	RELAY SOCKET 9 WAY	12171985			---	---	PA6 GF15 GRN	6001	ONLY ASSY PART AVAILABLE
	RELAISTRAEGER 9 POL.	401492							NUR MONTIERT LIEFERBAR
2	LOCKING DRAWER	12171811			---	1	PA6 GB200F10 GRA	7001	ONLY ASSY PART AVAILABLE
	VERRIEGELUNGSSCHUBLADE	400673							NUR MONTIERT LIEFERBAR
-	RELAY SOCKET 9 WAY	12147085	24	3000196	---	---	---	---	CONDITION OF DELIVERY (PDS.1+2)
	RELAISTRAEGER 9 POL.	401701							LIEFERZUSTAND (PDS.1+2 MONT.)
1	RELAY SOCKET 9 WAY	12171986			---	1	PA6 GF15 RED	3000	ONLY ASSY PART AVAILABLE
	RELAISTRAEGER 9 POL.	401693							NUR MONTIERT LIEFERBAR
2	LOCKING DRAWER	12171811			---	1	PA6 GB200F10 GRA	7001	ONLY ASSY PART AVAILABLE
	VERRIEGELUNGSSCHUBLADE	400673							NUR MONTIERT LIEFERBAR
-	RELAY SOCKET 9 WAY	12158092	24	3000196	---	---	---	---	CONDITION OF DELIVERY (PDS.1+2)
	RELAISTRAEGER 9 POL.	401245							LIEFERZUSTAND (PDS.1+2 MONT.)
1	RELAY SOCKET 9 WAY	12171981			---	1	PA6 GF15 BRN	8007	ONLY ASSY PART AVAILABLE
	RELAISTRAEGER 9 POL.	402844							NUR MONTIERT LIEFERBAR
2	LOCKING DRAWER	12171811			---	1	PA6 GB200F10 GRA	7001	ONLY ASSY PART AVAILABLE
	VERRIEGELUNGSSCHUBLADE	400673							NUR MONTIERT LIEFERBAR
-	RELAY SOCKET 9 WAY	12147087	24	3000196	---	---	---	---	CONDITION OF DELIVERY (PDS.1+2)
	RELAISTRAEGER 9 POL.	401919							LIEFERZUSTAND (PDS.1+2 MONT.)
1	RELAY SOCKET 9 WAY	12171983			---	1	PA6 GF15 GRN	2003	ONLY ASSY PART AVAILABLE
	RELAISTRAEGER 9 POL.	402614							NUR MONTIERT LIEFERBAR
2	LOCKING DRAWER	12171811			---	1	PA6 GB200F10 GRA	7001	ONLY ASSY PART AVAILABLE
	VERRIEGELUNGSSCHUBLADE	400673							NUR MONTIERT LIEFERBAR
-	RELAY SOCKET 9 WAY	12147088	24	3000196	---	---	---	---	CONDITION OF DELIVERY (PDS.1+2)
	RELAISTRAEGER 9 POL.	402320							LIEFERZUSTAND (PDS.1+2 MONT.)
1	RELAY SOCKET 9 WAY	12171984			---	1	PA6 GF15 BLU	5002	ONLY ASSY PART AVAILABLE
	RELAISTRAEGER 9 POL.	402315							NUR MONTIERT LIEFERBAR
2	LOCKING DRAWER	12171811			---	1	PA6 GB200F10 GRA	7001	ONLY ASSY PART AVAILABLE
	VERRIEGELUNGSSCHUBLADE	400673							NUR MONTIERT LIEFERBAR

COD	TITLE BENENNUNG	PART-NO.: ID-NR.:	PART REV	DATE DATUM	AMOUNT MENGE	CUSTOMER-NO.: KUNDENNUMMER	MATERIAL WERKSTOFF	RAL	NOTES BEMERKUNG
-	RELAY SOCKET 9 WAY	12131317	24	3000196	---	---	---	---	CONDITION OF DELIVERY (PDS.1+2)
	RELAISTRAEGER 9 POL.	401703							LIEFERZUSTAND (PDS.1+2 MONT.)
1	RELAY SOCKET 9 WAY	12171988			---	---	PA6 GF15 BLK	9005	ONLY ASSY PART AVAILABLE
	RELAISTRAEGER 9 POL.	401694							NUR MONTIERT LIEFERBAR
2	LOCKING DRAWER	12171811			---	1	PA6 GB200F10 GRA	7001	ONLY ASSY PART AVAILABLE
	VERRIEGELUNGSSCHUBLADE	400673							NUR MONTIERT LIEFERBAR
-	RELAY SOCKET 9 WAY	12147089	24	3000196	---	---	---	---	CONDITION OF DELIVERY (PDS.1+2)
	RELAISTRAEGER 9 POL.	401702							LIEFERZUSTAND (PDS.1+2 MONT.)
1	RELAY SOCKET 9 WAY	12171987			---	---	PA6 GF15 WHT	9001	ONLY ASSY PART AVAILABLE
	RELAISTRAEGER 9 POL.	401696							NUR MONTIERT LIEFERBAR
2	LOCKING DRAWER	12171811			---	1	PA6 GB200F10 GRA	7001	ONLY ASSY PART AVAILABLE
	VERRIEGELUNGSSCHUBLADE	400673							NUR MONTIERT LIEFERBAR
-	RELAY SOCKET 9 WAY	12158718	24	3000196	---	---	---	---	CONDITION OF DELIVERY (PDS.1+2)
	RELAISTRAEGER 9 POL.	403289							LIEFERZUSTAND (PDS.1+2 MONT.)
1	RELAY SOCKET 9 WAY	12171982			---	1	PA6 GF15 VLT	4008	ONLY ASSY PART AVAILABLE
	RELAISTRAEGER 9 POL.	403288							NUR MONTIERT LIEFERBAR
2	LOCKING DRAWER	12171811			---	1	PA6 GB200F10 GRA	7001	ONLY ASSY PART AVAILABLE
	VERRIEGELUNGSSCHUBLADE	400673							NUR MONTIERT LIEFERBAR
-	RELAY SOCKET 9 WAY	12158714	24	3000196	---	---	---	---	CONDITION OF DELIVERY (PDS.1+2)
	RELAISTRAEGER 9 POL.	401698							LIEFERZUSTAND (PDS.1+2 MONT.)
1	RELAY SOCKET 9 WAY	12171989			---	1	PA6 GF15 BLU	5015	ONLY ASSY PART AVAILABLE
	RELAISTRAEGER 9 POL.	401699							NUR MONTIERT LIEFERBAR
2	LOCKING DRAWER	12171811			---	1	PA6 GB200F10 GRA	7001	ONLY ASSY PART AVAILABLE
	VERRIEGELUNGSSCHUBLADE	400673							NUR MONTIERT LIEFERBAR
-	RELAY SOCKET 9 WAY	12147004	24	3000196	---	---	---	---	CONDITION OF DELIVERY (PDS.1+2)
	RELAISTRAEGER 9 POL.	401699							LIEFERZUSTAND (PDS.1+2 MONT.)
1	RELAY SOCKET 9 WAY	12171984			---	1	PA6 GF15 YEL	1021	ONLY ASSY PART AVAILABLE
	RELAISTRAEGER 9 POL.	401691							NUR MONTIERT LIEFERBAR
2	LOCKING DRAWER	12171811			---	1	PA6 GB200F10 GRA	7001	ONLY ASSY PART AVAILABLE
	VERRIEGELUNGSSCHUBLADE	400673							NUR MONTIERT LIEFERBAR
-	RELAY SOCKET 9 WAY	12147088	24	3000196	---	---	---	---	CONDITION OF DELIVERY (PDS.1+2)
	RELAISTRAEGER 9 POL.	401696							LIEFERZUSTAND (PDS.1+2 MONT.)
1	RELAY SOCKET 9 WAY	12171982			---	1	PA6 GF15 GRA	7001	ONLY ASSY PART AVAILABLE
	RELAISTRAEGER 9 POL.	401687							NUR MONTIERT LIEFERBAR
2	LOCKING DRAWER	12171811			---	1	PA6 GB200F10 GRA	7001	ONLY ASSY PART AVAILABLE
	VERRIEGELUNGSSCHUBLADE	400673							NUR MONTIERT LIEFERBAR

DATE	DRAWN	CHECKED	APPROVED	ZONE	REVISION HISTORY	AUTH	CH	APPD 1	APPD 2
22MR90	01			M11	CHART ADDED / TABELLE NEUN		R.WIE		
13SE90	02			H14	MATERIAL NAME CHANGED FROM PA6 GF15 WERKSTOFFBEZ. GEANDERT (VON PA6 GF15		R.WIE		
19SE90	03			M11	CHART ADDED 03 / TABELLE EINSATZ		R.WIE		
19SE90	04			M11	RELAY SOCKET MATERIAL NAME CHANGED FROM PA6 GF15 TO PA6 GF15 MATERIAL BEZEICHNUNG GEANDERT (VON PA6 GF15 ZU PA6 GF15		R.WIE		
19SE90	05			JK	ADDITIONAL REMARKS / ZUSATZLICHE ANMERKUNGEN		R.WIE		
11OC90	06			F15	LOCKING TANGS CHANGED / RASTARM GEANDERT		H.PAN		
31OC90	07			M11	CHART ADDED 07 / TABELLE ZWOLFT		H.PAN		
16NO90	08			E9	VIEW CORRECTED / DARSTELLUNG BERICHTIGT		H.PAN		
23NO90	09			F15	LOCKING TANGS CHANGED / RASTARM GEANDERT		H.PAN		
29MR91	10			H14	PA6 GF15 NEG / NUR PA6		C.HOE		
29MR91	11			M11	CHART COMPLETED / TABELLE ERGANZT		C.HOE		
14APR91	13			J4	COLOR CODE CHANGED WAS GERMAN FARBCODIERUNG GEANDERT WAS DEUTSCH		C.HOE		
12MR91	14			M11	REMARKS PART IN CHANGED BEMERKUNGEN NR.2 ABGEANDERT		C.HOE		
12MR91	15			L11	NR.14 NR.2 - 14 PN REMARKS / ENTWURFE		C.HOE		
12MR91	16			J8	CHART COMPLETED / TABELLE ERGANZT		C.HOE		
17MR91	17			L11	13-NR.4 4210SF REMARKS / ENTWURFE 13-NR.4 4210SF ABGEZ / ENDZ		C.HOE		
17MR91	18			L11	13-NR.4 4210AB REMARKS / ENTWURFE 13-NR.4 4210AB ABGEZ / ENDZ		C.HOE		
05JL93	20				DRAWING ON CD NEW DRAW BY ZEICHNUNG AUF CD NEU ERSTELLT		J.JOER	R.WIS	
19SE94	21			B3	13-NR.4 4087M NEG / NR 13-NR.4 4087M		S.SAN	W.JOB	
04DE95	22			J14	UPDATED ADDED / AUSFUHRUNG ADDED		T.JOE	D.HAC	
09FEB6	23			J15	LOCKING TANGS CHANGED / RASTARM GEANDERT		J.JOER	D.HAC	
18DC96	24			J15	LOCKING TANGS CHANGED / RASTARM GEANDERT		J.JOER	D.HAC	
26MR01	24	AA		J4	INK COLOR / FARBE NEG. NEG / NEG 90.3		J.JOER	D.HAC	
16FEB5	24	AB			DRAWING ON DESIGN DRAW BY ZEICHNUNG AUF CD NEU ERSTELLT		V.DAG	R.WIS	R.WIS
29MR07 R	24	AC	W12		PART NO. / ID-NR.: MATERIAL NAME REFERENCE FROM PA6 GF15 TO PA6 GF15 MATERIALBEZ. WERKSTOFF PART-NO.: / ID-NR.: WERKSTOFF PA6 GF15 F.D. NR PA6 GF15 GEBOTTRUNGS-SCHUBVERSCHLUSS		W.RAT	R.WIS	R.WIS

A-B

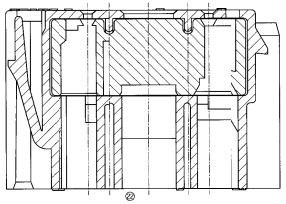

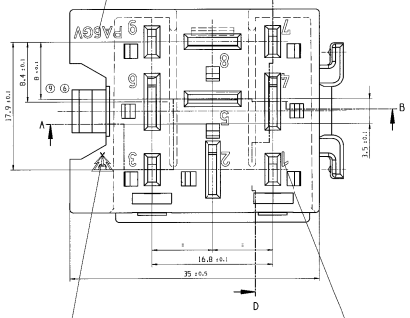

C-D

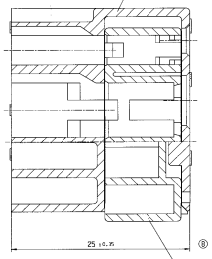

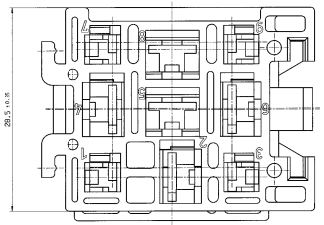

REMARKS
BEMERKUNGEN

- ENGAGE FORCE 13.7N
  STECKKRAFT 13.7N
- DISENGAGE FORCE 11.3N
  ABZUGSKRAFT 11.3N
- THIS VALUES ARE JUST FOR REFERENCE
  ANGABEN SIND ERRECHNETE BZW. GETESTETE MITTELWERTE
  BEI MAX. BELEGTER STECKVERBINDUNG

METRI-PACK 280: ID-NR.: 415 357 / PART-NO.: 15344727 OR SIMILAR
METRI-PACK 280: ID-NR.: 415 357 / PART-NO.: 15344727 ODER AEHNLICH

METRI-PACK 630: ID-NR.: 402 349 / PART-NO.: 15344635 OR SIMILAR
METRI-PACK 630: ID-NR.: 402 349 / PART-NO.: 15344635 ODER AEHNLICH

R 0.1 MAX
R 0.2 MAX
SHARP CORNER TOLERANCE

FIRST ANGLE PROJECTION

DO NOT SCALE
USE WITH DATA

UNLESS OTHERWISE SPECIFIED DIMENSIONAL TOLERANCE (MM)								
DIM.	FROM	> 6	> 30	> 120	> 315	> 1000	> 2000	> 3000
TO	30	120	315	1000	2000	3000	4000	
TOLERANCE	±0.1	±0.2	±0.3	±0.5	±0.8	±1.2	±1.6	±2.0

	NAME	DATE
DRAWN		
CHECKED		
ENGINEERING		
SUPERV.		
PROJ. MANAGER		

MATERIAL: SEE CHART / SIEHE TABELLE

FINISH: PART DRAWING

DELPHI

DELPHI DEUTSCHLAND GMBH
D-42119 WUPPERTAL

THIS DRAWING IS THE PROPERTY OF DELPHI CORPORATION. NO REPRINTS AND DISPLAYED TO OTHER PARTIES WITHOUT WRITTEN PERMISSION OF DELPHI CORPORATION.

DIESES ZEICHNUNG IST EIGENTUM VON DELPHI CORPORATION. NACHDRUCK UND ANZEIGE FUR DRITTE OHNE SCHRIFTLICHE ERLAUBNIS VON DELPHI CORPORATION UNTERSAGT.

	NAME	DATE
DR	I.GADOVIC	16FEB6
APPD1	R.WISNIEWSKI	16MR06
APPD2	R.WISNIEWSKI	16MR06
APPD3		
APPD4		
APPD5		

SUBSTRATE OF JOHNSON AND MATTHEY ALLOY 194 (UNS C19400) PATENT-NO. 5 183 197 / 5 227 131 / 5 317 141 / 5 317 142 / 5 367 132 / 5 367 133 / 5 367 134 / 5 367 135 / 5 367 136 / 5 367 137 / 5 367 138 / 5 367 139 / 5 367 140

DRAWING NAME:
RELAY SOCKET 9 WAY
FOR METRI-PACK 280, METRI-PACK 630
RELAISTRAEGER 9 POL.
FUER METRI-PACK 280, METRI-PACK 630

DRAWING NUMBER: 15446215

SIZE	SCALE	FRAME NO.	SHEET NO.	SYS	REV	ECR	ECP
A3	1:1	1 OF 1	1-3* 1	R	24	AC	

1 ARCHIVES / DRAWER

DELPHI
DELPHI CORPORATION

DELPHI CORPORATION ARE ONLY RELEASE ON THE DRAWING