SYMBOL DEFINITION		
A DIMENSION WITHOUT AN INSPECTION REPORT SYMBOL ⬭ DOES NOT REQUIRE INSPECTION. IT MAY BE CONTROLLED ON THE INDIVIDUAL COMPONENT DRAWING.	TOTAL NO OF INSPECTIONS REQUIRED	3
	LAST NO. USED	3

MISSING SYMBOLS
NO MISSING SYMBOL NUMBER

DWG STATUS					ZONE	REVISION HISTORY	AUTH	DR	APVD 1	APVD 2
DATE	STG	REV	N/P	CHG						
30MY18	R	01	-	-		INITIAL RELEASE		KDJ	SJW	PJH

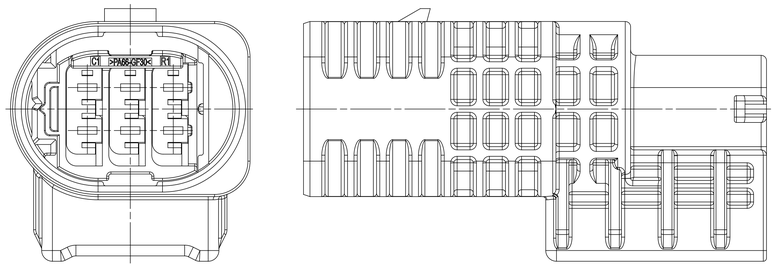

CODE A & CODE B

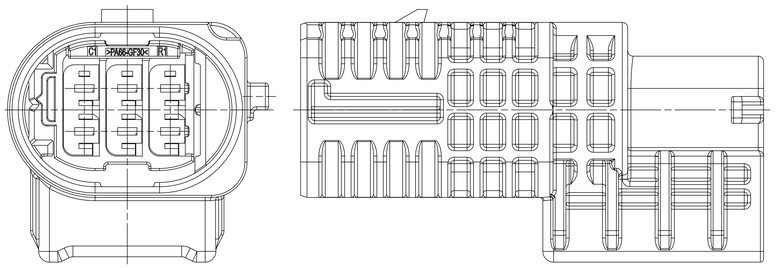

CODE C & CODE D

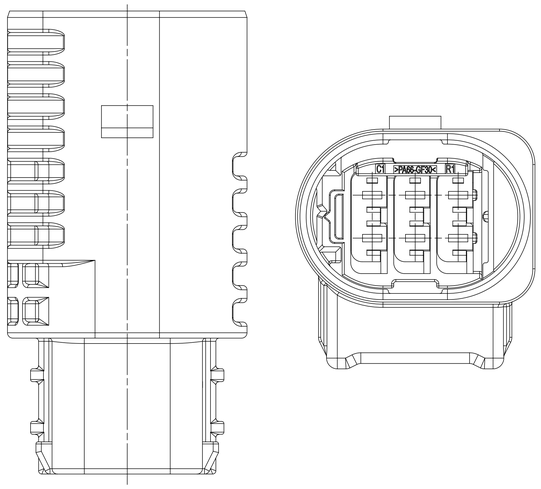

TPA IN PRE LOCK CONDITION
DELIVERY CONDITION FROM DELPHI TO HARNESS MAKER

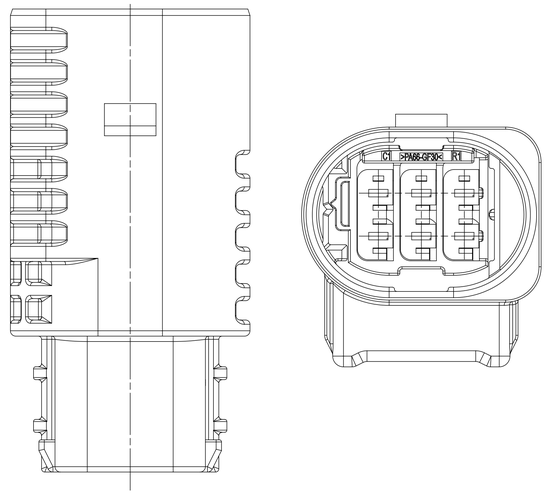

TPA IN FINAL LOCK CONDITION

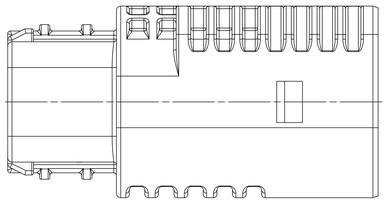

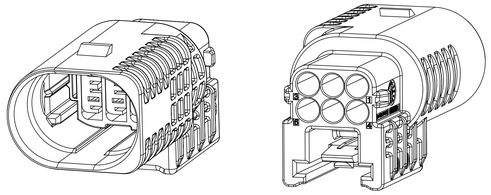

ISOMETRIC VIEW
SCALE 3:1

EXPLODED VIEW
SCALE 3:1

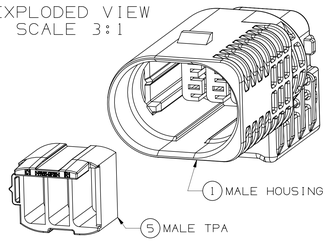

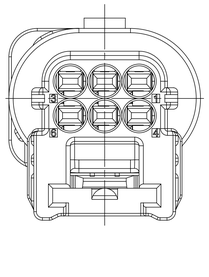

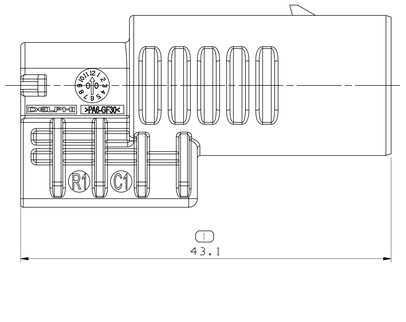

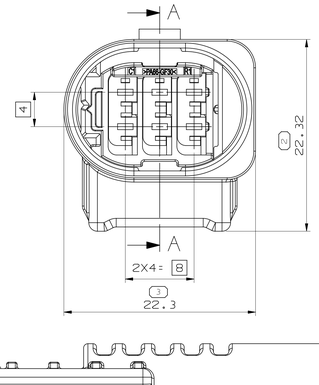

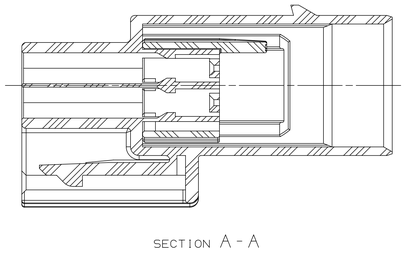

SECTION A - A

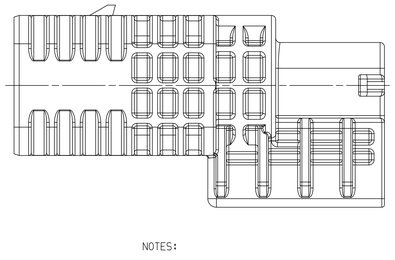

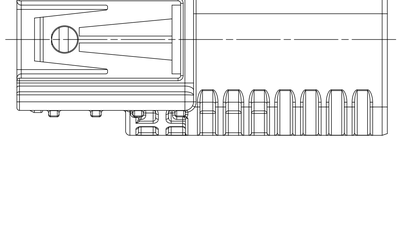

NOTES:

1. NON SPECIFIED TOLERANCE : ISO 2768 (m)
2. MUST BE FREE OF CRACK , FLOW MARK, FLASH, BURR ETC, THAT AFFECT FUNCTION OF PRODUCT
3. MUST MEET HMC SPEC ES91500-00 UNLESS OTHERWISE SPECIFIED TO VENDOR SPECIFICATION.

ASSOCIATED PARTS

PART DESCRIPTION		DELPHI PART NUMBER	MVL PART NUMBER	WIRE SIZE (mm²)
DCS-2 1.5 MALE TERMINAL	Sn PLATED	10756349	60100711	0.3
	Sn PLATED	10756350	60100731	0.5-1.0
	Au PLATED	10779703	60100734	
TTS 1.5 MALE TERMINAL	Ag PLATED	13894085	-	0.5-0.75
DCS-2 1.5 MALE TERMINAL	Sn PLATED	10768666	60100741	1.0-1.5
DCS-2 1.5 SWS (GRAY)		33318278	-	0.3
DCS-2 1.5 / TTS 1.5 SWS (LIGHT GRAY)		33318279	-	0.5-0.85
DCS-2 1.5 SWS (BLACK)		33318275	-	1.0-1.5
DCS-2 1.5 / TTS 1.5 CAVITY PLUG (DARK GRAY)		35020635	-	-

DIN ISO 2768	Tolerance Class medium (m)						
Linear Dimensions except for broken edges	Permissible deviations for basic size range (mm)						
	0.5 *) up to 3	over 3 up to 6	over 6 up to 30	over 30 up to 120	over 120 up to 400	over 400 up to 1000	over 1000 up to 2000
	±0.1	±0.1	±0.2	±0.3	±0.5	±0.8	±1.2
Broken edges (radii, chamfers)	Permissible deviations for basic size range (mm)						
	0.5 *) up to 3		over 3 up to 6			over 6	
	±0.2		±0.5			±1	
	Permissible deviations for ranges of lengths, in mm, of the shorter side of the angle concerned						
Angular dimensions	up to 10	over 10 up to 50	over 50 up to 120	over 120 up to 400		over 400	
	±1°	±0° 30'	±0° 20'	±0° 10'		±0° 5'	

*) For nominal sizes below 0.5mm, the deviations shall be indicated adjacent to the relevant nominal size(s).

DELPHI PART NO					DESCRIPTION	ASSY CODE A	ASSY CODE B	ASSY CODE C	ASSY CODE D
					DELPHI PART NO	35141395	35234006	35234007	35171085
5	MALE TPA	PA66-GF30	BLUE	35141397		1	1	1	1
4	MALE HOUSING CODE D	PA6-GF30	GRAY	35171086		X	X	X	1
3	MALE HOUSING CODE C	PA6-GF30	BLACK	35234008		X	X	1	X
2	MALE HOUSING CODE B	PA6-GF30	GRAY	35234009		X	1	X	X
1	MALE HOUSING CODE A	PA6-GF30	BLACK	35141396		1	X	X	X
REF	DESIGNATION	MATERIAL	COLOR	DELPHI PART NO		QTY			

A LINE DRAWN THROUGH A PART NUMBER INDICATES THAT PHYSICAL PARTS ARE NOT AVAILABLE FOR ORDERING.

PART NUMBERS THAT DO NOT HAVE A LINE PRESENT INDICATE THAT PHYSICAL PARTS ARE AVAILABLE FOR ORDERING.

CONTACT APTIV SALES TO ASSURE AVAILABILITY OF PARTS.

R 0.2 MAX — R 0.1 MAX
SHARP CORNER TOLERANCE

DIMENSIONAL RANGE (MM)									
FROM TO	> 0 20	> 20 30	> 30 70	> 70 100	> 100 150	> 150 200	> 200 250	> 250 300	> 300 400
TOLERANCE UNLESS OTHERWISE SPECIFIED									
±0.15	±0.2	±0.3	±0.4	±0.5	±0.6	±0.8	±1	±1.2	
ANGULAR TOLERANCE ±2°									

⬭ DIM TO CHECK
( ) DIM FOR HELP
▭ THEORETIC DIM

DWG TYP
PART DRAWING
WEIGHT (GR)
VOLUME (CM³)
ROUTING
DISTR CODE D

UNLESS OTHERWISE SPECIFIED

GENERAL TOLERANCES ACCORDING TO: SEE CHART

GD&T ACCORDING TO: ASME Y14.5-2009

ALL DIMENSIONS ARE IN MILLIMETERS

REFERENCE

THIRD ANGLE PROJECTION

DO NOT SCALE

USE MATH DATA

NX

•APTIV•
CONNECTION SYSTEMS
Chennai, India

COPYRIGHT 2020 APTIV. ALL RIGHTS RESERVED.

THIS DRAWING IS THE PROPERTY OF APTIV AND CONTAINS APTIV CONFIDENTIAL INFORMATION. THE REPRODUCTION, DISTRIBUTION AND UTILIZATION OF THIS DOCUMENT OR ITS RELATED CAD MATH DATA, AS WELL AS COMMUNICATION OF ANY CONTENT TO OTHERS, WITHOUT EXPRESS AUTHORIZATION, IS PROHIBITED.

	NAME	DATE
DR	KANG, DONG-JU	30MY18
APVD1	SEO, JU-WON	30MY18
APVD2	PARK, JOO-HYUN	30MY18
APVD3		
APVD4		
APVD5		

SUBSTANCES OF CONCERN AND RECYCLED CONTENT PER APTIV 1094900

MATERIAL
SEE TABLE

DRAWING NAME
DCK1.5 6WAY MALE CONNECTOR ASSEMBLY

DRAWING NUMBER
35171087

SIZE	SCALE	FRAME NO	SHEET NO	STG	REV	N/P
A0	4:1	1 OF 1	1 OF 1	R	01	-

User: D.Pogo
PCS: PT1272001-CUSTOM-01100
Dwg: PT1272001-CUSTOM-01100 Date: 22-Oct-20 Time: 13:33:44