		CODING	
MVL FEMALE CONNECTOR PART NUMBER		F007500	F207500
REVISION PART NUMBER		N	N
APTIV FEMALE CONNECTOR PART NUMBER		13796910	13796913
REVISION PART NUMBER		02	02
	VERSION 0°	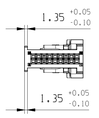	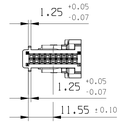

		CODING	
MVL FEMALE CONNECTOR PART NUMBER		F107500	F307500
REVISION PART NUMBER		N	N
APTIV FEMALE CONNECTOR PART NUMBER		13796912	13935387
REVISION PART NUMBER		02	02
	VERSION 90°	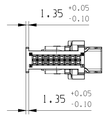	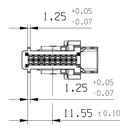

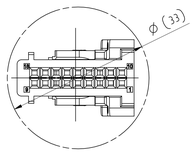

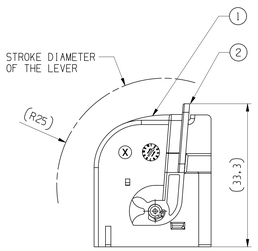

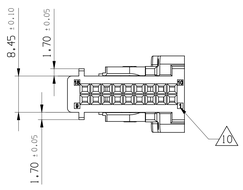

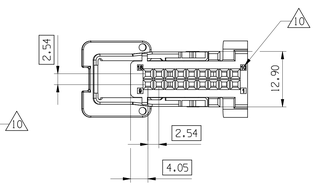

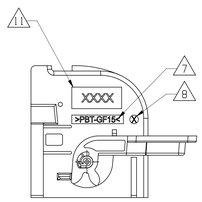

DELIVERY CONDITION:
LEVER IN OPEN POSITION

FOR INFORMATION ONLY /
FEMALE CONNECTOR WITH
CLOSED LEVER

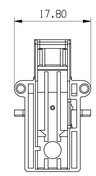

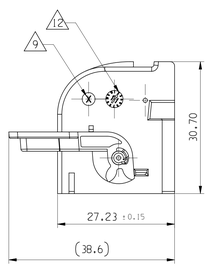

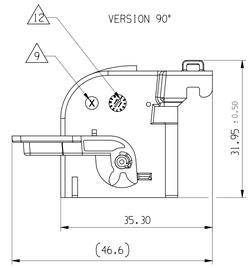

ASSOCIATED PARTS (FOR INFORMATION)		
DESCRIPTION	MVL P/N	APTIV P/N
FEMALE TERMINAL CARRIER 18W	F407500	13796916

VERSION	CODING	MVL P/N	APTIV P/N	DESCRIPTION	MVL P/N	APTIV PART NUMBER	WEIGHT (g)	MATERIAL	COLOR	NO.
VERSION 90°	18W FEMALE CONNECTOR WHITE	F307500	13935387	FEMALE HOUSING 90°	PP10000495	33508203	3.80	PBT GF15	WHITE	1
				LEVER	PP10000496	33502310		PBT GF15	BLACK	2
	18W FEMALE CONNECTOR BLACK	F107500	13796912	FEMALE HOUSING 90°	PP10000548	33508204	3.80	PBT GF15	BLACK	1
				LEVER	PP10000496	33502310		PBT GF15	BLACK	2
VERSION 0°	18W FEMALE CONNECTOR WHITE	F207500	13796913	FEMALE HOUSING 0°	PP10000552	33508202	3.50	PBT GF15	WHITE	1
				LEVER	PP10000496	33502310		PBT GF15	BLACK	2
	18W FEMALE CONNECTOR BLACK	F007500	13796910	FEMALE HOUSING 0°	PP10000551	33508195	3.50	PBT GF15	BLACK	1
				LEVER	PP10000496	33502310		PBT GF15	BLACK	2

NOTE	SPECIFICATIONS
1	FEMALE CONNECTOR ACCORDING TO APTIV SPECIFICATION: CAQE TBD
2	FEMALE CONNECTOR ACCORDING TO: -TEMPERATURE CLASS T2 -ENGINE VIBRATOR CLASS V1 -SEALING CLASS E0
3	USER'S MANUAL: PU127
4	DELIVERY CONNECTOR WEIGHT : SEE TABLE
5	NO WAFER HINGE OR WAFER HINGE BROKEN ALLOWED
6	VISUAL DEFECTS ON NO FUNCTIONNAL AREAS ALLOWED
7	MATERIAL MARKING
8	MOLD CAVITY NUMBER
9	PART REVISION NUMBER
10	WAY NUMBER
11	SUPPLIER LOGO
12	DATE INSERT

A LINE DRAWN THROUGH A PART NUMBER INDICATES THAT PHYSICAL PARTS ARE NOT AVAILABLE FOR ORDERING.

PART NUMBERS THAT DO NOT HAVE A LINE PRESENT INDICATE THAT PHYSICAL PARTS ARE AVAILABLE FOR ORDERING.

CONTACT APTIV SALES TO ASSURE AVAILABILITY OF PARTS.

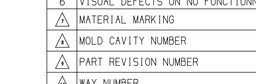

DIM TO CHECK	DIMENSIONAL RANGE (MM)									CHART ET
! DIM FOR HELP	FROM	> 0	> 20	> 30	> 70	> 100	> 150	> 200	> 250	> 300
	TO	20	30	70	100	150	200	250	300	400
THEORETIC DIM	TOLERANCE UNLESS OTHERWISE SPECIFIED									
	±0.15	±0.2	±0.3	±0.4	±0.5	±0.6	±0.8	±1	±1.2	
	ANGULAR TOLERANCE ±2°									

DWG STATUS						ZONE	REVISION HISTORY	AUTH	DR	APVD 1	APVD 2
DATE	STG	REV	N/P	CHG							
13JA22	R	01					INITIAL RELEASE		P.BAL	J.LAL	J.MOI
25AU22	R	01	AA			W4,X4	MVL CODING PART NO REVISION UPDATED TO "N" ISOMETRIC VIEW ADDED		T.BHA	J.MOI	J.MOI

3D VIEW

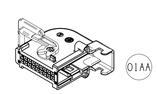

01AA

SCALE 1:1

DWG TYP: CUSTOMER PART DRAWING
WEIGHT (GR): SEE TABLE
VOLUME (CM³): ---
ROUTING:
DISTR CODE: D

UNLESS OTHERWISE SPECIFIED

GENERAL TOLERANCES ACCORDING TO:
SEE CHART

GD&T ACCORDING TO:
ISO 1101

REFERENCE:

FIRST ANGLE PROJECTION

DO NOT SCALE

USE MATH DATA

•APTIV•

CONNECTION SYSTEMS
Chennai, India

COPYRIGHT 2022 APTIV. ALL RIGHTS RESERVED.
THIS DRAWING IS THE PROPERTY OF APTIV AND CONTAINS APTIV CONFIDENTIAL INFORMATION. THE REPRODUCTION, DISTRIBUTION AND UTILIZATION OF THIS DOCUMENT OR ITS RELATED CAD MATH DATA, AS WELL AS COMMUNICATION OF ANY CONTENT TO OTHERS, WITHOUT EXPRESS AUTHORIZATION, IS PROHIBITED.

		DATE
DR	P.BALAJI	13JA22
APVD1	J.LALU	13JA22
APVD2	MOINEAU JOHANN	13JA22
APVD3		
APVD4		
APVD5		

SUBSTANCES OF CONCERN AND RECYCLED CONTENT PER APTIV [094900]

MATERIAL:
SEE TABLE

DRAWING NAME:
18W FEMALE CONNECTOR
18W DUO-TWIN/MQS COMPATIBLE

DRAWING NUMBER:
13729874

SIZE	SCALE	FRAME NO	SHEET NO	STG	REV	N/P
A0	2:1	1 OF 1	1 OF 1	R	01	AA

User: pbalaji
Dgnfile: D:\2022\22-Sep\13729874_C.dgn
Date: 30-Sep-22 Time: 151959:14