SYMBOL DEFINITION		MISSING SYMBOLS
A DIMENSION WITHOUT AN INSPECTION REPORT SYMBOL DOES NOT REQUIRE INSPECTION. IT MAY BE CONTROLLED ON THE INDIVIDUAL COMPONENT DRAWING.	TOTAL NO OF INSPECTIONS REQUIRED: 36	10
	LAST NO. USED: 32	

DWG STATUS					ZONE	REVISION HISTORY	AUTH	DR	APVD	APVD
DATE	SIZE	REV	N/P	CHG						
12AUG2	R	01	-	-	-	ALL PARTS - RELEASED PART DRAWING: 25381358 - WAS PE427520; 25383359 - WAS PE427521; 25383360 - WAS PE427524;	958236	GDH	JAA	JPS
14NOV22	R	02	-	-	-	ALL PARTS - 2X 12.85 +0.25/-0.2 WAS 2X 12.85 ±0.2	959971	WLR	JAA	JPS
19JAN23	R	03	-	-	-	ALL PARTS - UPDATED PDM ATTRIBUTES	559388	CDD	CDD	JPS

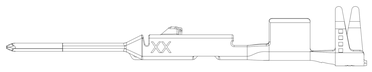

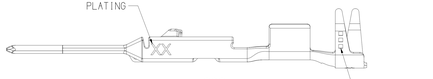

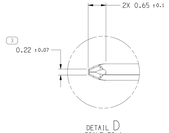

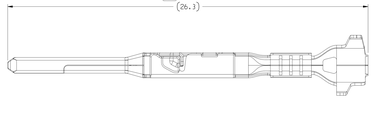

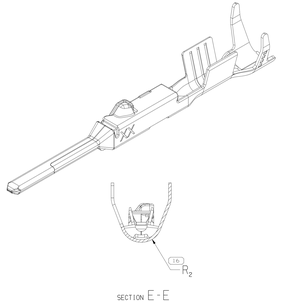

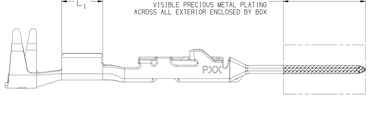



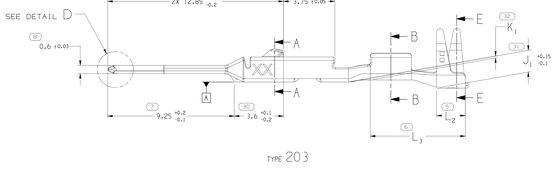

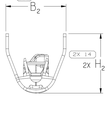

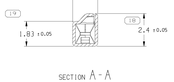

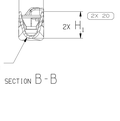

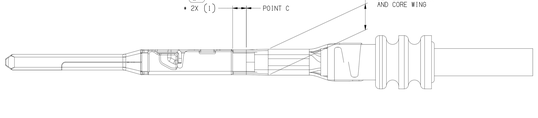

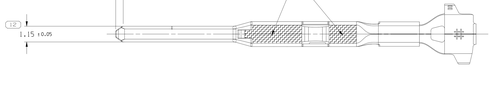

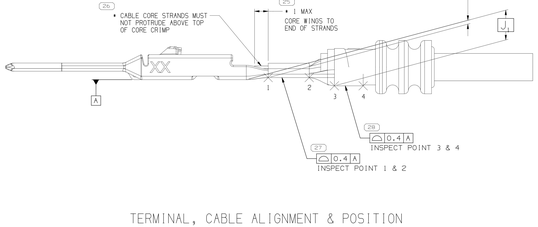

NOTES

1. UNLESS OTHERWISE SPECIFIED AND/OR INDICATED:

   DIMENSIONS ARE TO FACE OF VIEW SHOWN AND AUTOMATICALLY ROUNDED BY COMPUTER FOR INSPECTION (SEE MATH MODEL FOR PRECISE DIMENSIONS). FOR ALL OTHER DIMENSIONS NOT SHOWN BUT REQUIRED FOR TOOL BUILD, SEE MATH MODEL FOR PRECISE TOOL PATH DATA.

2. PLATING TYPE:

   I. REFLOW TIN 1.9 - 3.3 MICROMETERS THICK OVER NICKEL UNDERPLATE 0.13 - 0.5 MICROMETERS THICK.

   II. SILVER 1.0 - 2.0 MICROMETERS THICK OVER NICKEL UNDERPLATE #.### - #.### MICROMETERS THICK.

   III. SILVER 2.0 - 3.0 MICROMETERS THICK OVER NICKEL UNDERPLATE #.### - #.### MICROMETERS THICK.

   IV. SILVER 4.0 - 6.0 MICROMETERS THICK OVER NICKEL UNDERPLATE #.### - #.### MICROMETERS THICK.

   V. MATTE TIN 1.9 - 7.0 MICROMETERS THICK OVER NICKEL UNDERPLATE 0.127 - 0.254 MICROMETERS THICK. (FOR USE WITH SELECTIVE SILVER PLATING SPECIFICATION)

   PLATING TYPE INFORMATION SHOWN ABOVE IS REFERENCE ONLY. PLATING REQUIREMENTS ARE CONTAINED IN APPLICABLE MATERIAL SPECIFICATION.

3. MAXIMUM CURRENT CAPACITY AS DEFINED BY USCAR-2 R6 SECTION 5.3.3 IS 16.5 AMPS WITH 1.5mm² COPPER CABLE

4. • DENOTES DIMENSIONS MADE AT CUT-OFF AND CRIMP DIE

TERMINAL, CABLE ALIGNMENT & POSITION

DRAWING NUMBER: 35383353						
SIZE	SCALE	FRAME NO	SHEET NO	TOTAL SHTS	REV	TOP
A1x3	10:1	2 OF 2	2 OF	R	03	-

75383360	01	AB	203	Cu Ni Si	0.2 X 30.5	III	V	A6	OO	21	0.35-0.5	1.25-1.7	-	1.79	4.4	1.88	1.96	4.35	-0.45	0.15	3	2.1	6.94	0.6	1.5	15327913
75383359	01	AB	202	Cu Ni Si	0.2 X 30.5	III	V	A6	OOO	18	0.75-1	1.6-2.15	-	2.4	4.4	1.88	2.63	4.35	-0.45	0.15	3	2.1	6.94	0.79	1.5	15327918
75383358	01	AB	201	Cu Ni Si	0.2 X 30.5	III	V	A6	OOOO	15	1.25-1.5	2-2.4	-	2.8	4.4	2.2	3.08	4.35	-0.45	-0.05	3	2.1	6.94	0.85	1.5	-
PART NO	REV	N/P	TYPE	MATERIAL SPECIFICATION	MATERIAL SIZE	CONTACT AREA PLATING TYPE (SEE NOTE #2)	CRIMP AREA PLATING TYPE (SEE NOTE #2)	CONTACT PLATING I.D.	CABLE RANGE	CABLE GAGE	CABLE SIZE (mm²)	Ø INSULATION	WEIGHT WITHOUT CARRIER STRIP (g)	B_1 ±0.15/-0.2	B_2 ±0.25	B_3	H_1 ±0.2	H_2	J_1	K_1	L_1	L_2	L_3 ±0.2	R_1	R_2	TYPICAL CABLE SEAL

17 PROCESS SENSITIVE DIMENSION
DIMENSIONS ENCLOSED IN ( ) INDICATE REFERENCE DIMENSIONS AND DO TOLERANCE ACCUMULATIONS
ANGULAR TOLERANCE TABLE
NOMINAL RANGE (MM) / CHART ID
0 TO 3 / 3-12
TOLERANCE UNLESS OTHERWISE SPECIFIED ±2°
ANGULAR REFERENCE ±0°

THIRD ANGLE PROJECTION

DO NOT SCALE — USE MATH DATA

NX

• APTIV • CONNECTION SYSTEMS WARREN, OH
COPYRIGHT 2022 APTIV, ALL RIGHTS RESERVED.
THIS DRAWING IS THE PROPERTY OF APTIV AND CONTAINS APTIV PROPRIETARY INFORMATION. IT IS LOANED SUBJECT TO RECALL AND UPON ACCEPTANCE OF THIS DOCUMENT OR ITS RELATED CAD WITH DATA, WE WILL NOT COPY OR DISCLOSE ANY CONTENT TO OTHERS, WITHOUT EXPRESS AUTHORIZATION, IS PROHIBITED.

		DATE
DR APVD:	GERARDO DAVILA	12AUG2
APVD:	JUAN ALVARADO	12AUG2
APVD:	JAMES P. SCHUSTER	12AUG2
APVD:		
APVD:		
SUBSTANCES OF CONCERN AND RESTRICTED CONTENT PER APTIV STANDARDS		
SIZE: SEE CHART		
DRAWING NAME: TAXI TERM M OCS 1.2 SEALED		
DRAWING NUMBER: 35383353		
SIZE: A1x3	SCALE: 10:1	FRAME NO: 1 OF 2
SHEET NO: 2 OF	TOTAL SHTS:	REV: R
TOP: 03		

LINE DRAWN THROUGH A PART NUMBER INDICATES THAT PHYSICAL PARTS ARE NOT AVAILABLE FOR ORDERING.
PART NUMBERS THAT DO NOT HAVE A LINE PRESENT INDICATE THAT PHYSICAL PARTS ARE AVAILABLE FOR ORDERING.
CONTACT APTIV SALES TO ASSURE AVAILABILITY OF PARTS.

DWG TYPE: PART DRAWING	
STYLE:	DATE:
VOLUME (CM³):	SYSTEM UNIT: D

UNLESS OTHERWISE SPECIFIED
THIS DOCUMENT IS IN ACCORDANCE WITH ASME Y14.5M-2009 AND ISO 1101:2012 GEOMETRIC TOLERANCING STANDARDS. 2017 FOR ISO 14405M RECONCILIATION REQUIREMENTS.

ALL DIMENSIONS ARE IN MILLIMETERS

REFERENCE:

35383353

Apply Date: 2023-01-19 09:53:53 GMT
Apply Name: PTC_APPROVER
Apply Meaning: Approved
Apply Comment: Approved
Apply Date: 2023-01-19 09:53:53 GMT
Apply Name: PTC_RELEASER
Apply Meaning: Released
Apply Comment: Released