SYMBOL DEFINITION		
A DIMENSION WITHOUT AN INSPECTION REPORT SYMBOL DOES NOT REQUIRE INSPECTION. IT MAY BE CONTROLLED ON THE INDIVIDUAL COMPONENT DRAWING.	TOTAL NO OF INSPECTIONS REQUIRED	12
	LAST NO. USED	12

MISSING SYMBOLS
NO MISSING SYMBOL NUMBER

DWG STATUS					ZONE	REVISION HISTORY	AUTH	DR APVD/APVD
DATE	SIZE	REV	PVP	CHG				
26JA18	R	01	-	-	-	INITIAL RELEASE		CDL/K.ZHOU
18DEC18	R	01	AA	-	-	UPDATE LEVER COLOR FROM RED TO YELLOW		CDL/K.ZHOU

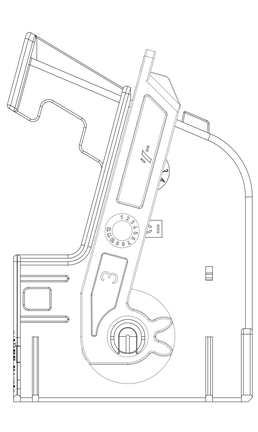

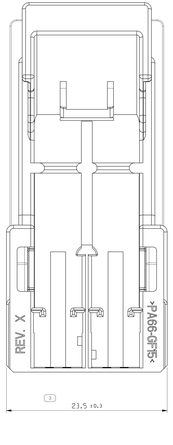

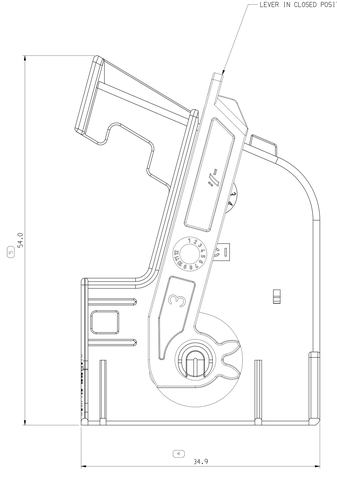

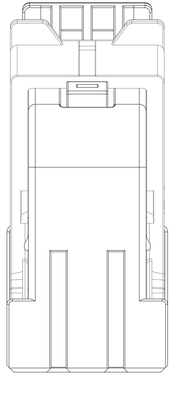

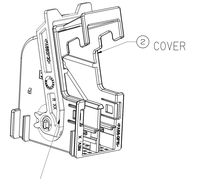

SCALE 2:1

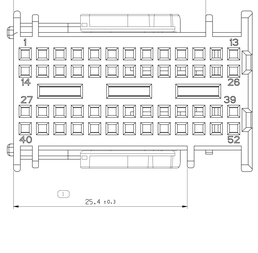

CODE B
PART NUMBER: 35168307

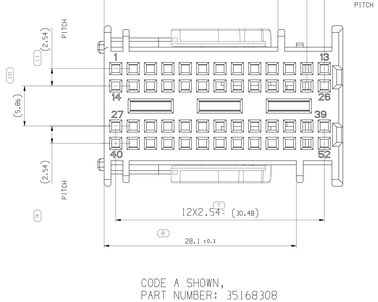

CODE A SHOWN,
PART NUMBER: 35168308

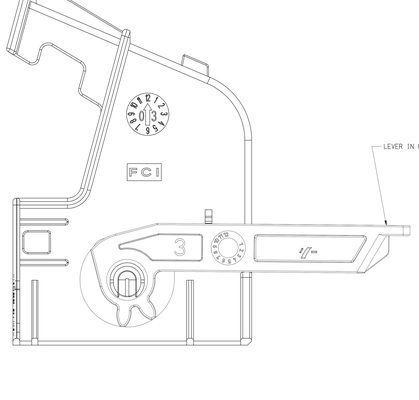

NOTES

1. UNLESS OTHERWISE SPECIFIED AND/OR INDICATED:

   DIMENSIONS ARE TO FACE OF VIEW SHOWN AND AUTOMATICALLY ROUNDED BY COMPUTER FOR INSPECTION (SEE MATH MODEL FOR PRECISE DIMENSIONS). FOR ALL OTHER DIMENSIONS NOT SHOWN BUT REQUIRED FOR TOOL BUILD, SEE MATH MODEL FOR PRECISE TOOL PATH DATA.

2. THIS PART HAS BEEN DESIGNATED AS AN "APPEARANCE ITEM" AND REQUIRES AN "APPEARANCE APPROVAL REPORT" FOR PPAP.

3. THIS PART USED IN ASSEMBLY SEE CHART.

4. THIS PART IS SUPPLIED WITH THE LEVER ASSEMBLED IN CLOSED POSITION.

35168307	COVER WITH LEVER ASSY	01	B	2	3350453?	COVER	PA66 GF15, BLUE
				1	3513296?	LEVER	PA66 GF30, YELLOW
35168308	COVER WITH LEVER ASSY	01	A	2	3350453B	COVER	PA66 GF15, BLACK
				1	3513296?	LEVER	PA66 GF30, YELLOW
ASSEMBLY PART NUMBER	DESCRIPTION	REV.	CODING	ITEM NO.	PART NUMBER	DESCRIPTION	MATERIAL

DRAWING NUMBER: 35176597
SIZE A1x3 | SCALE 5:1 | FRAME NO | SHEET 2 OF 1 | 1 OF 1 | R | REV 01 | AA

A "-----" LINE DRAWN THROUGH A PART NUMBER INDICATES THAT PHYSICAL PARTS ARE NOT AVAILABLE FOR ORDERING.
PART NUMBERS THAT DO NOT HAVE A LINE PRESENT INDICATE THAT PHYSICAL PARTS ARE AVAILABLE FOR ORDERING.
CONTACT APTIV SALES TO ASSURE AVAILABILITY OF PARTS.

DWG TYPE: PART DRAWING
STYLE: -
VOLUME (CM³): SYSTEM UOM: D

UNLESS OTHERWISE SPECIFIED
THIS DOCUMENT IS IN ACCORDANCE WITH ASME Y14.5M-1994 DIMENSIONING AND TOLERANCING. (MATERIAL CONDITION MODIFIERS NOT USED). SEPARATE PATTERNS OF FEATURES MAY BE GAGED SEPARATELY REGARDLESS OF DATUM REFERENCES.

ALL DIMENSIONS ARE IN MILLIMETERS

(3) PROCESS SENSITIVE DIMENSION

DIMENSIONS ENCLOSED IN ( ) INDICATE REFERENCE DIMENSIONS AND NO TOLERANCE SHALL BE ESTABLISHED.

DIMENSIONAL RANGE (MM)								
FROM	0.5	2	6	30	120	400	1000	2000
TO	2	6	30	120	400	1000	2000	4000
TOLERANCE UNLESS OTHERWISE SPECIFIED	±0.1	±0.2	±0.3	±0.5	±0.8	±1.2	±2.0	±3.0

ANGULAR TOLERANCE ±1°

THIRD ANGLE PROJECTION

DO NOT SCALE — USE MATH DATA

NX

APVD/DR	NAME	DATE
APVD	DALEI. CHEN	21JUI8
APVD	KEVIN. ZHOU	26JUI8
APVD	SUIBIN. HUANG	28JUI8
APVD		
APVD		

SUBSTANCES OF CONCERN AND RECYCLED CONTENT PER APTIV STANDARD

SIZE: SEE CHART

DRAWING NAME: TAXI ASM COV CONN 0.64

DRAWING NUMBER: 35176597
SIZE A1x3 | SCALE 5:1 | FRAME NO | SHEET 1 OF 1 | 1 OF 1 | R | REV 01 | AA

•APTIV•
CONNECTION SYSTEMS
Anting, China
COPYRIGHT 2018 APTIV. ALL RIGHTS RESERVED.
THIS DRAWING IS THE PROPERTY OF APTIV AND CONTAINS APTIV CONFIDENTIAL AND/OR TRADE SECRET INFORMATION. ANY COPYING OR UTILIZATION OF THIS DOCUMENT OR ITS RELATED CAD WITH DATA, AS WELL AS COMMUNICATION OF ANY CONTENT TO OTHERS, WITHOUT EXPRESS AUTHORIZATION, IS PROHIBITED.

3121929A